



Recruit Holdings

Annual Report

FY2021

Translated from “*Yukashouken Houkokusho*”
April 1, 2021 - March 31, 2022

This document has been translated from the original document in Japanese ("*Yukashouken Houkokusho*"), which is legally required for Recruit Holdings as a listed company in Japan to support investment decisions by providing certain information about the Company for the fiscal year ended March 31, 2022 ("FY2021"), under Article 24, Paragraph 1 of the Financial Instruments and Exchange Act of Japan.

The Japanese original document was filed to the Director-General of the Kanto Local Finance Bureau in Japan on June 22, 2022. Please refer to "Note Regarding Reference Translation" below as a general warning for this translation document.

Document Name	Annual Report translated from <i>Yukashouken Houkokusho</i>
Filing Date	June 22, 2022
Fiscal Year	FY2021 (From April 1, 2021 to March 31, 2022)
Company Name in English	Recruit Holdings Co., Ltd.
Title and Name of Representative	Hisayuki Idekoba President, CEO, and Representative Director of the Board
Address of Head Office	8-4-17 Ginza, Chuo-ku, Tokyo, Japan (The above address is a registered headquarters. Actual headquarters operation is conducted in the Contact Location below)
Telephone Number	+81-3-6835-1111
Contact Person	Junichi Arai Corporate Executive Officer
Contact Location	1-9-2 Marunouchi, Chiyoda-ku, Tokyo, Japan

Definition of Abbreviations

Abbreviation	Definition
Recruit Holdings, the Holding Company	Recruit Holdings Co., Ltd. on a standalone basis
the Company, Recruit Group, We, Our	Recruit Holdings Co., Ltd. and its consolidated subsidiaries
SBU	Strategic Business Unit
BIP Trsut	Board Incentive Plan Trust
Rent Assistance Program	Rent Assistance Program by The Small and Medium Enterprise Agency of the Ministry of Economy in Japan from Q2 FY2020 to Q4 FY2020
Q1	Three-month period from April 1 to June 30
Q2	Three-month period from July 1 to September 30
Q3	Three-month period from October 1 to December 31
Q4	Three-month period from January 1 to March 31
FY2020	Fiscal year from April 1, 2020 to March 31, 2021
FY2021	Fiscal year from April 1, 2021 to March 31, 2022
FY2022	Fiscal year from April 1, 2022 to March 31, 2023

Definition of Financial Measures

Financial Measures	Definition
Adjusted EBITDA	Operating income + depreciation and amortization (excluding depreciation of right-of-use assets) ± other operating income/expenses
Adjusted profit	Profit attributable to owners of the parent ± adjustment items (excluding non-controlling interests) ± tax reconciliation related to certain adjustment items
Adjusted EPS	Adjusted profit / ((number of issued shares at the beginning of the period + number of issued shares at the end of the period)/2 - (number of treasury stock at the beginning of the period + number of treasury stock at the end of the period)/2)
Adjustment items	Amortization of intangible assets arising due to business combinations ± non-recurring income/losses
Non-recurring income/losses	Gains or losses from disposals of shares of associates, expenses relating to company restructuring, gains or losses from the sale or impairment of property and equipment, and income and expense items that the Company believes are unusual or non-recurring in nature which do not reflect the Company's underlying results of operations

Effective from FY2021, the Company has changed the method of calculating adjusted EPS, but the impact of this change is minor.

Changes of Company Name

The names of the companies in this document are as of March 31, 2022, unless otherwise indicated. The name of the companies that changed during FY2021 are indicated below.

Company Name (prior to the change)	Company Name (as of March 31, 2022)	Date of Change
USG People Holdings B.V.	RGF Staffing the Netherlands B.V.	April 2021
ADVANTAGE RESOURCING UK LIMITED	RGF Staffing UK Limited	June 2021
RGF STAFFING PTY LTD	RGF STAFFING APEJ PTY LTD	December 2021

Supplementary Information

- The US dollar based revenue of the HR Technology segment represents the financial results of operating companies in the HR Technology segment on a US dollar basis, which differ from the consolidated financial results of the Company.
- In the Staffing segment, beginning in Q1 FY2021, the name of the Japan operations subsegment has been changed to Japan, and the name of the Overseas operations subsegment has been changed to Europe, US, and Australia.

Average Exchange Rate During The Period

(In yen)	FY2020				FY2021			
	Q1	Q2 cumulative	Q3 cumulative	Q4 cumulative	Q1	Q2 cumulative	Q3 cumulative	Q4 cumulative
US dollar	107.63	106.93	106.11	106.10	109.52	109.81	111.14	112.39
Euro	118.59	121.34	122.44	123.76	131.94	130.88	130.60	130.55
Australian dollar	70.74	73.32	74.35	76.21	84.30	82.61	82.68	83.06

The amount of exchange rate effects on revenue for Q4 FY2021 is calculated by deducting the amount of the nine month period ended December 31, 2021 from the amount of the twelve month period of FY2021.

Forward-Looking Statements

This document contains forward-looking statements, which reflect the Company's assumptions, estimates and outlook for the future based on the Company's plans and expectations as of March 31, 2022 unless the context otherwise indicates. There can be no assurance that the relevant forward-looking statements will be achieved. Please note that significant differences between such forward-looking statements and actual results may arise due to various factors, many of which are outside the Company's control, including changes in economic conditions, changes in individual users' preferences and enterprise clients' needs, competition, changes in the legal and regulatory environment including changes in laws and regulations or guidance, interpretation, enforcement or practice relating to laws and regulations, fluctuations in foreign exchange rates, climate change or other changes in the natural environment, the impact of the spread of COVID-19, the occurrence of large-scale natural disasters, and other factors. Accordingly, readers are cautioned against placing undue reliance on any such forward-looking statements. The Company has no obligation to update or revise any information contained in this document based on any subsequent developments except as required by applicable law or stock exchange rules and regulations.

Note Regarding Reference Translation

This document has been translated from the Japanese language original for reference purposes only and may not be used or disclosed for any other purpose without the Company's prior written consent. In the event of any conflict or discrepancy between this translated document and the Japanese language original, the Japanese language original shall prevail in all respects. The Company makes no representations regarding the accuracy or completeness of this translation and assumes no responsibility for any losses or damages arising from the use of this translation.

Third-Party Information

This document includes information derived from or based on third-party sources, including information about the markets in which we operate. These statements are based on statistics and other information from third-party sources as cited herein, and the Company has not independently verified and cannot assure the accuracy or completeness of any information derived from or based on third-party sources.

U.S. Disclaimer – Unsponsored American Depositary Receipt (“ADR”)

The Company does not support or encourage, and has not consented to, the creation of any unsponsored ADR facilities in respect of its securities and in any event disclaims any liability in connection with an unsponsored ADR. The Company does not represent to any depository institution, bank or anyone nor should any such entity rely on a belief that the Web site of the Company includes all published information in English, currently, and on an ongoing basis, required to claim an exemption under U.S. Exchange Act Rule 12g3-2(b).

Table of contents

Company Overview	1
Key Performance Indicators	1
History	4
Business	8
Major Subsidiaries and Associates	14
Employees	17
Business Overview	18
Management Philosophy and Strategies	18
Risk Factors	35
Management's Discussion and Analysis of Financial Position, Results of Operations, and Cash Flows	62
Material Contracts	70
Research and Development	70
Facilities	71
Overview of Capital Expenditures	71
Status of Major Facilities	71
Facility Establishment and Disposal Plans	72
Status of Shares, Acquisition of Treasury Stock and Dividend Policy	73
Status of Shares	73
Status of Acquisition of Treasury Stock	90
Basic Policy on Profit Distribution and Dividends	91
Corporate Governance	92
Corporate Governance Overview	92
Leadership	108
Status of Audits	132
Compensation	138
Stocks Held by the Company	146
Financial Information	151
Consolidated Financial Statements and Notes	152
Non-consolidated Financial Statements and Notes	210
Other Information	225
Outline of Share-related Administration of the Company	225
Information on the Parent Company of the Holding Company	226
Other Reference Information	226
Information on the Guarantor of the Holding Company	227
Independent Auditor's Reports	228

Company Overview

Key Performance Indicators

The Company - Consolidated Basis

(In millions of yen, unless otherwise indicated)

Fiscal year	IFRS				
	FY2017	FY2018	FY2019	FY2020	FY2021
Fiscal year end	March 2018	March 2019	March 2020	March 2021	March 2022
Revenue	2,173,385	2,310,756	2,399,465	2,269,346	2,871,705
Profit before tax	199,228	239,814	226,149	168,502	382,749
Profit for the year	152,329	175,381	181,249	131,690	297,722
Profit attributable to owners of the parent	151,667	174,280	179,880	131,393	296,833
Comprehensive income attributable to owners of the parent	154,405	172,216	151,649	208,633	395,869
Equity attributable to owners of the parent	835,605	965,775	988,449	1,091,571	1,363,776
Total assets	1,574,032	1,748,982	1,998,917	2,196,613	2,423,542
Equity attributable to owners of the parent per share (Yen)	500.20	578.04	599.65	667.96	847.45
Basic earnings per share (Yen)	90.79	104.31	108.27	79.83	181.68
Diluted earnings per share (Yen)	90.60	104.11	108.07	79.70	180.83
Ratio of equity attributable to owners of the parent (%)	53.1	55.2	49.4	49.7	56.3
Return on equity attributable to owners of the parent (%)	19.3	19.3	18.4	12.6	24.2
Price earnings ratio (Times)	29.1	30.3	25.8	67.7	29.8
Cash flows from operating activities	194,117	276,960	303,325	286,597	439,610
Cash flows from investing activities	(65,937)	(204,619)	(88,993)	(40,373)	(70,738)
Cash flows from financing activities	(83,169)	(68,521)	(192,721)	(172,713)	(254,371)
Cash and cash equivalents at the end of the year	389,822	402,911	421,253	501,043	669,551
Number of employees	40,152	45,856	49,370	46,800	51,757
Average number of contract employees	2,331	2,449	2,530	1,720	1,896

¹ The consolidated financial statements have been prepared based on "IFRS" as issued by the International Accounting Standards Board from FY2017.

² A three-for-one stock split of Recruit Holdings' common stock was implemented on July 1, 2017. Equity attributable to owners of the parent per share, basic earnings per share and diluted earnings per share are calculated on the assumption that this stock split took place at the beginning of FY2017.

³ The number of employees excludes contract employees.

(In millions of yen, unless otherwise indicated)

Fiscal year	JGAAP
	FY2017
Fiscal year end	March 2018
Net sales	2,173,385
Ordinary income	152,547
Profit attributable to owners of the parent	99,513
Comprehensive income	93,362
Net assets	774,143
Total assets	1,541,543
Net assets per share (Yen)	463.41
Earnings per share (Yen)	59.97
Diluted earnings per share (Yen)	59.84
Capital adequacy ratio (%)	49.8
Return on equity (%)	13.0
Price earnings ratio (Times)	44.1
Cash flows from operating activities	194,403
Cash flows from investing activities	(66,223)
Cash flows from financing activities	(83,178)
Cash and cash equivalents at the end of the period	389,813
Number of employees	40,152
Average number of contract employees	2,331

¹ An audit based on the provisions of Article 193-2, Paragraph 1 of the Financial Instruments and Exchange Act of Japan has not been performed for the JGAAP figures for FY2017.

² A three-for-one stock split of Recruit Holdings' common stock was implemented on July 1, 2017. Net assets per share, earnings per share, and diluted earnings per share are calculated based on the assumption that this stock split took place at the beginning of FY2017.

The Holding Company - Standalone Basis

(In millions of yen, unless otherwise indicated)

Fiscal year	FY2017	FY2018	FY2019	FY2020	FY2021
Fiscal year end	March 2018	March 2019	March 2020	March 2021	March 2022
Net sales or operating revenue	576,243	62,748	102,061	27,324	42,029
Ordinary income	429,431	55,413	94,065	19,574	33,978
Net income	444,077	34,247	85,854	14,063	23,996
Common stock	10,000	10,000	40,000	40,000	40,000
Total number of shares issued (Shares)	1,695,960,030	1,695,960,030	1,695,960,030	1,695,960,030	1,695,960,030
Equity	946,487	932,667	872,799	805,322	672,979
Total assets	1,493,380	1,424,884	1,409,458	1,372,520	1,423,107
Equity per share (Yen)	565.50	557.35	528.44	491.99	417.09
Dividend per share (Yen)	23	28	30	20	21
Interim dividend per share (Yen)	11.0	13.5	15.0	9.5	10.5
Earnings per share (Yen)	265.84	20.50	51.68	8.54	14.69
Diluted earnings per share (Yen)	265.28	20.46	51.58	8.53	14.62
Capital adequacy ratio (%)	63.3	65.4	61.8	58.6	47.2
Return on equity (%)	59.2	3.7	9.5	1.7	3.3
Price earnings ratio (Times)	9.9	154.2	54.1	632.1	368.6
Payout ratio (%)	8.7	136.6	58.1	234.1	143.0
Number of employees	609	181	158	138	136
Average number of contract employees	17	8	9	4	5
Total shareholder return (%)	140.9	169.6	152.0	290.6	292.4
Comparative indicator: TOPIX total return index (%)	115.9	110.0	99.6	141.5	144.3
Highest share price (Yen)	6,340 *2,877.5	3,845	4,615	5,568	8,180
Lowest share price (Yen)	5,500 *1,851	2,523	2,442.5	2,240.5	4,435

¹ A three-for-one stock split of Recruit Holdings' common stock was implemented on July 1, 2017. Equity per share, earnings per share, and diluted earnings per share are calculated on the assumption that this stock split took place at the beginning of FY2017.

² Effective April 1, 2018, the Holding Company transitioned to a pure holding company structure by way of a company split. Accordingly, major KPIs for FY2018 differ significantly from those during and before FY2017.

³ The highest and lowest share prices are those quoted on the First Section of the Tokyo Stock Exchange.

The share prices marked with an asterisk (*) are those after the ex-rights date due to the three-for-one stock split implemented on July 1, 2017.

⁴ The number of employees excludes contract employees.

History



Organizational Transitions

The Company was founded in March 1960 in Minato-ku, Tokyo, Japan as the University Newspaper Advertising Company, publishing job advertisements in university newspapers. Following that, we began handling advertising for multiple university newspapers, and in October 1960, we established the University Advertising Co., Ltd. as a corporate organization. In 1962, we launched our publication *Invitation to Companies*, and in April 1963 changed the company name to the Japan Recruitment Center, Inc. In August 1963, the company name was further updated to Japan Recruit Center, Inc, a predecessor to today's Recruit Holdings, Co., Ltd. Please refer to the timeline below for further information regarding organizational transitions.



Business Fields Expansion

Recruit Group was established in 1960 as a job search magazine for university students. In 1962, we developed the “Ribbon Model”, our guiding business model in which we create platforms that connect business clients with individual users. With this model, we have since widened our range of HR businesses to meet mid-career recruiting, placement, and staffing needs. We have also expanded into the life events and lifestyle fields to serve the housing, automobile, bridal, travel, dining, and beauty industries. Recently, we have introduced software as a service (“SaaS”) business tools to support operations within small and medium-sized enterprises (“SMEs”), such as retailers and restaurants.





















Digital Transformation
















The Company began using computers at a time when their use was still limited, putting digitization into practice for increased efficiency. Following the introduction of a supercomputer in the 1980s, we transitioned from paper magazines to online media in the 1990s, and then to mobile platforms. Not only did this allow for faster and more convenient delivery of information, but it also transformed how individual users and business clients interact, through the development of groundbreaking tools such as online reservation systems. Today we continue the evolution of digital solutions through the development of SaaS solutions.



Globalization

In the 2000s, the Company entered the global market with a bridal business in China. Although this ended with a withdrawal, this experience helped us to shape our mergers and acquisitions (“M&A”) strategy, and we later succeeded in expanding our staffing businesses to the US, Europe, Australia and beyond. Further, the acquisitions of Indeed, Inc.* in 2012 and Glassdoor, Inc.* in 2018 have led to the successful establishment of our HR Technology SBU, spearheading the growth of the Company as a whole and bringing the number of countries we serve to over 60.

March 1960		Foundation. Started as an advertising agency specializing in job ads in university newspapers.
1962		Published <i>Invitation to Companies</i> which consolidated recruitment information for university students and established the two-sided marketplace business model.
August 1963		Japan Recruit Center, Inc. was established, a predecessor to today's Recruit Holdings Co., Ltd.
1968		Introduced the IBM 1130 Computing System, becoming the first company in Japan to use this groundbreaking computer.
1971		Established Recruit Computer Print, a company specializing in digitized pre-production processes focused on adopting leading-edge publishing technologies.
1976		Launched operations in the housing information industry in response to the oil crisis induced recession, and achieved rapid growth.
1980		Launched Travail, Japan's first career change magazine for women, published 5 years prior to Japan's legislative enactment of The Equal Employment Opportunity Law.
April 1984		Changed the company name to Recruit Co., Ltd.
1984		Launched the magazine Car Sensor. It was born from a training program for new employees and focused on the used car market.
1985		Against the backdrop of the privatization of Japan's telecommunications industry, launched Information Network Service operations and Remote Computing Service operations.
1985		Established Recruit U.S.A. Inc. to support Japanese companies with local hiring in the US.
1987		Established the Supercomputer Research Institute, aimed at developing insights into how to meet the challenges and opportunities of the approaching era of a data-driven society.
1990		Launched Jalan, a magazine about travel and leisure optimized for easier booking.
1993		Launched Zexy, a bridal information magazine born from our new internal business proposal system, "Ring".
1995		Launched Mix Juice (Currently ISIZE) marking the start of our online media business.
1996		Digitized our job information magazines and launched RB on the NET (Currently Rikunabi) and Digital B-ing (Currently Rikunabi Next).
2000		While the Company expanded its businesses in the field of life events such as housing and bridal, it also launched lifestyle information magazine HotPepper (Currently Hot Pepper Gourmet) which contains dining guides and coupons.
2000		Launched ISIZE Travel (Currently Jalan net), a platform for making accommodation reservations online.

2004		Launched the bridal information magazine Zexy in China. This experience helped the Company shape M&A strategy for global expansion.
2007		Launched Hot Pepper Beauty, an online beauty salon appointment reservation service.
January 2008		Moved the headquarters to Gran Tokyo SOUTH TOWER (Marunouchi 1-9-2, Chiyoda-ku, Tokyo, Japan)
July 2010	 	Acquired US-based staffing company, The CSI Companies, Inc.* and implemented our Unit Management System. With this acquisition, we began M&A-driven global expansion.
2011		Launched Juken Sapuri (Currently Study Sapuri), an online learning service for college entrance exams, then expanded into languages and other subjects, successfully growing into an affordable high-quality online learning platform.
2011	 	Acquired Staffmark Group, LLC* in October, Advantage Resourcing Europe B.V. (Currently RGF Staffing UK Limited)* in December and expanded our staffing business in the US and Europe.
2012		Developed SALON BOARD, a cloud-based online reservation management system that improves operational efficiency at beauty salons through digitization, replacing paper-based reservation books.
October 2012		<p>Through an incorporation-type split the Company became a holding company, Recruit Holdings Co., Ltd., and established the following companies:</p> <ul style="list-style-type: none"> - Recruit Sumai Company Ltd. - Recruit Marketing Partners Co., Ltd. - Recruit Lifestyle Co., Ltd. - Recruit Technologies Co., Ltd. <p>Through a joint incorporation-type split by Recruit Office Support Co., Ltd.* newly established:</p> <ul style="list-style-type: none"> - Recruit Administration Co., Ltd. (Currently Recruit Co., Ltd.)* <p>Through an absorption-type split, transferred businesses to the following 100% subsidiaries of the Company:</p> <ul style="list-style-type: none"> - Recruit Career Co., Ltd.(Former Recruit Agent Co., Ltd.) - Recruit Jobs Co., Ltd.(Former Recruit HR Marketing) - Recruit Communications Co., Ltd.(Former Recruit Media Communications Co., Ltd.)
October 2012	 	Acquired Indeed, Inc.* (founded in 2004), a job search engine based in the US. This marked our full entry into the HR technology business, which has since revolutionized the HR industry through disruptive digital innovation.
2013		Released AirREGI, a point of sale (POS) system for SMEs of various industries such as retailers and restaurants, using smartphones and tablets to enhance operational efficiency of their businesses.
October 2014		Listed publicly on the First Section of the Tokyo Stock Exchange.
2015		<p>Expanded AirREGI's functions and also launched AirPAY, a payment system service that accepts various payment methods including credit cards, electronic money, and QR Codes¹.</p> <p>¹“QR Code” is a registered trademark of DENSO WAVE INCORPORATED.</p>

2015		Established Recruit Institute of Technology (Currently Megagon Labs) to work with external organizations on research and development of AI, machine learning, and other new technologies.
2015		Acquired the staffing companies Peoplebank Australia Ltd* in January and Chandler Macleod Group Limited* in April, companies with leading market positions and strong business fundamentals in the Australian market.
2016		Launched Indeed Hire, an innovative recruitment service that goes beyond the job advertisement business.
June 2016		Acquired USG People Holdings B.V. (Currently RGF Staffing B.V.)*, a leading European staffing company with a presence in the Netherlands, France, Germany, and Belgium among other countries, marking our full entry into Europe.
April 2018		Reorganized the Company and established a managing company for each SBU that oversees the operation of its subsidiary companies: <ul style="list-style-type: none"> - HR Technology SBU: RGF OHR USA, Inc.* - Media & Solutions SBU: Recruit Co., Ltd.* (Former Recruit Administration) - Staffing SBU: Recruit Global Staffing B.V. (Currently RGF Staffing B.V.)*
2018		Launched AirSHIFT, a system for the management of shift work using a SaaS solution, thereby contributing to operational efficiency in the service industry where labor shortages are a major problem.
June 2018		Acquired Glassdoor, Inc.*, a leading online job and company information site founded in the US in 2007. Glassdoor has developed a database of information and reviews posted by users, bringing transparency to the job seeking process and strengthening our HR Technology business.
2018		Launched Indeed Assessments, a platform that helps employers automate the screening process so they can quickly find candidates with the skills they need.
2020		Launched Indeed Interview, a video interviewing platform designed specifically for interviewing and hiring, which was created to allow employers to quickly adapt to virtual hiring needs during the pandemic so job seekers could interview safely from the convenience of their homes.
2021		Launched Indeed Hiring Platform, a new solution that allows employers to manage the hiring process – from posting through interview – directly on Indeed, with no additional software. Job seekers who meet an employers' objective job criteria can automatically advance to an interview.
April 2021		The following mergers were carried out in the Media & Solutions business. Integration of seven core operating companies and functional companies into Recruit Co., Ltd., SBU Headquarters. <ul style="list-style-type: none"> - Recruit Sumai Company Ltd. - Recruit Lifestyle Co., Ltd. - Recruit Marketing Partners Co., Ltd. - Recruit Career Co., Ltd. - Recruit Jobs Co., Ltd. - Recruit Communications Co., Ltd. - Recruit Technologies Co., Ltd.
2021		Launched AirWALLET with COIN+ compatibility, the free and easy-to-use digital account management and payment application that allows users to seamlessly manage, charge, transfer, and withdraw money with COIN+.

* Consolidated subsidiaries as of March 31, 2022.

" Currently" in the chart above shows the name as of March 31, 2022.

Business

The Company started in 1960 as a business providing job information to students by placing job advertisements for its clients in university newspapers in Japan. Since then, the Company has consistently created and operated matching platform businesses connecting individual users and business clients.

Currently, the Company provides individual users around the world the best possible choices and supports business clients in improving their operational efficiency by utilizing technology and data, all enabling simpler and faster matching.

In the course of connecting individual users and business clients, the Company positions data security and privacy, including the protection of individual users' privacy, as a material foundation for its corporate activities, and has established appropriate structures and measures to support that position.

The Company operates its businesses through each of its three Strategic Business Units ("SBU"s): HR Technology, Media & Solutions and Staffing and has established respective SBU Headquarters in order to further reinforce global, swift decision making. This organizational structure enhances the management capabilities of each SBU Headquarters and enables each SBU Headquarters to execute its own strategy. At the same time, each SBU collaborates closely to achieve the Company's three strategic pillars: Simplify Hiring, Help Businesses Work Smarter, and Prosper Together. The SBU structure also enables the Holding Company to focus on and strengthen its holding company functions, including strategic planning and execution as well as group governance and monitoring. Through these positive aspects of the SBU structure, the Company aims to increase its enterprise value.

As of March 31, 2022, the Company had 271 subsidiaries and 8 associates.

Business Overview by Segment

HR Technology

HR Technology consists of Indeed, Glassdoor, and other related businesses. Indeed and Glassdoor are online platforms where people can find jobs and learn about companies. Both Indeed and Glassdoor have missions that are aligned towards achieving success for job seekers - Indeed's mission is to help people get jobs and Glassdoor's mission is to help people everywhere find a job and company they love.

Indeed created the job aggregation and search model that transformed the job search process for job seekers, and in doing so has become the leading job search engine in the world¹, attracting over 250 million unique visitors per month². Glassdoor has reshaped the way people search for and evaluate jobs and companies, by increasing workplace transparency for job seekers by bringing together jobs with user-generated employer reviews, salaries and insights. As a result, Glassdoor has become the recognized leader in company reviews and insights attracting over 55 million unique visitors per month².

Indeed and Glassdoor offer a suite of tools for job seekers that includes job search, resume posting, company information and reviews, and scheduling and conducting video and phone interviews. For employers, Indeed and Glassdoor offer solutions to recruit and hire qualified talent in an easier and more efficient way. Employers can post and advertise jobs and build their company's employment brand across both platforms, reaching a broad and diverse job seeker audience. Together, they provide an efficient source of candidates through a pay-for-performance job advertising pricing model and provide a range of products for employers to source, screen, interact with, and interview candidates.

¹ Source: comScore Total Visits, February 2022

² Source: Internal data based on Google Analytics in March 2022

Media & Solutions

Media & Solutions consists of two businesses mainly in Japan, Marketing Solutions and HR Solutions. Marketing Solutions provides solutions which support business clients' operations such as customer acquisition, customer relationship management, and payments in a variety of industries, such as Housing &

Real Estate, Beauty, Bridal, Travel, Dining, and others. HR Solutions helps individual users find jobs and helps business clients' hiring activities across a variety of industries.

Both Marketing Solutions and HR Solutions offer matching platforms which connect individual users and business clients, and cloud-based Software as a Service ("SaaS") solutions that utilize technology and data to improve the efficiency of the day-to-day management and operations of clients' businesses. These SaaS solutions include vertical SaaS solutions which are tailored to the unique requirements of each industry, and horizontal SaaS solutions which are applicable to business clients across a variety of industries.

Media & Solutions respects the privacy of individual users and complies with data utilization in accordance with the "Personal Data Policy," while providing optimal choices through online platforms and print media that individual users can trust and use with peace of mind.

Marketing Solutions

The matching platforms for each industry include: SUUMO for Housing & Real Estate, Hot Pepper Beauty for Beauty, Zexy for Bridal, Jalan for Travel, Hot Pepper Gourmet for Dining, and others. The matching platforms generate revenue primarily from advertising while Travel and other services generate revenue from transactions.

Along with online matching platforms, Marketing Solutions provides industry specialized vertical SaaS solutions; an online property inventory management system in Housing & Real Estate, a cloud-based reservation and CRM system in both Beauty and Dining, and an online booking system and online payment service in Travel as well as Study Sapuri, which is an online learning service for students and working adults.

Marketing Solutions aims to improve clients' business performance and efficiency of business operations by providing SaaS solutions not only with industry specific vertical SaaS solutions, but also with horizontal SaaS solutions such as Air BusinessTools, which aim to solve common operational issues across an expanding variety of businesses.

For example, AirPAY is a cloud-based payment service which enables the use of credit cards, electronic money, and QR Codes¹ at stores in a variety of business areas and environments, meeting the growing demand for cashless payment solutions. In addition, AirREGI, a point of sale (POS) system which provides inventory management and sales analysis and integrates with accounting software and reservation management systems, easily solves business clients' accounting and payment needs.

Other SaaS solutions include AirRESERVE, which allows for centralized management of reservations, including those made by phone, online, or in person and AirWAIT, a reception management system, which simplifies reservation and reception operations. SaaS Solutions generate revenue primarily from subscription and transaction fees.

¹ "QR Code" is a registered trademark of DENSO WAVE INCORPORATED.

HR Solutions

HR Solutions supports business clients' recruiting and hiring activities and individual users' job search activities through its job advertising services and placement services. The services include online matching platforms (Rikunabi for new graduates, Rikunabi NEXT for professionals, and TOWNWORK for part-time job seekers), print media for part-time job seekers, via TOWNWORK, and the placement service, Recruit Agent.

HR Solutions provides cloud-based horizontal SaaS solutions such as AirSHIFT, a worker shift management system, AirWORK ATS, a centralized application management service.

Others in HR Solutions include a human resources and organizational development consultation service in Japan and placement services in Asia.

Staffing

Staffing consists of two major operations: *Japan* and *Europe, US, and Australia*. Staffing offers temporary staffing and other related services primarily for clerical, manufacturing, light industry and various professional positions across a multitude of industries. The Company selects appropriate temporary staff, based on the skills needed by clients, from a large pool of workers registered with the Company, and then provides those temporary staff to business clients.

Both *Japan* and *Europe, US, and Australia* operations implement the Unit Management System, which divides an organization into smaller units based on differences in the markets they serve. Each unit is regarded as a distinct company, and the Unit Manager is given authority to make decisions to maximize each unit's profitability.

In *Japan*, the Company has been licensed by the Minister of Health, Labour and Welfare in accordance with the provisions of the Act for Securing the Proper Operation of Worker Dispatching Undertakings and Protection of Dispatched Workers, and operates temporary staffing services primarily through Recruit Staffing Co., Ltd. and STAFF SERVICE HOLDINGS CO., LTD.

In *Europe, US, and Australia*, the Company offers services through RGF Staffing France SAS, RGF Staffing Germany GmbH, RGF Staffing the Netherlands B.V., RGF Staffing UK Limited, Unique NV as well as other companies in Europe, Staffmark Group, LLC and The CSI Companies, Inc. in the US, Chandler Macleod Group Limited mainly in Australia.

Main Companies, Brands and Services for Each Reportable Segment

(As of March 31, 2022)

SEGMENT / SBU HEADQUARTERS	BUSINESS DESCRIPTION
----------------------------	----------------------

HR Technology / RGF OHR USA, INC.	Global job search platform offering advertising services and recruiting solutions
--	---

SUBSIDIARIES	BRANDS AND SERVICES
--------------	---------------------

Indeed, Inc. Glassdoor, Inc.	Indeed Online job platform and company information site Glassdoor Online job platform and company information site
---------------------------------	---

SEGMENT / SBU HEADQUARTERS	OPERATION
----------------------------	-----------

Media & Solutions / Recruit Co., Ltd.	Marketing Solutions
---	----------------------------

BUSINESS DESCRIPTION	BRANDS AND SERVICES
----------------------	---------------------

Provides matching platforms in a variety of industries, such as Housing & Real Estate, Beauty, Bridal, Travel, Dining and others, to connect individual users and business clients. Offers cloud-based SaaS solutions to improve business clients' efficiency of operations	SUUMO Online platform, print media, and in-person consultation service for housing and real estate Hot Pepper Beauty Online platform and print media for beauty treatment Jalan Online platform and print media for travel in Japan Study Sapuri Online learning service for students and adults Air BusinessTools Cloud-based operational and management support solutions for business clients across an expanding variety of businesses
---	--

OPERATION

HR Solutions

BUSINESS DESCRIPTION	BRANDS AND SERVICES
----------------------	---------------------

A variety of HR services mainly in Japan through online platforms and print media for job seekers and business clients	Rikunabi Online matching platform for new graduates Rikunabi NEXT Online matching platform for professionals RECRUIT AGENT Employment placement service for professionals TOWNWORK Online matching platform and print media for part-time and full-time job seekers
--	--

**SEGMENT / SBU
HEADQUARTERS****OPERATION****Staffing /
RGF Staffing
B.V.****Japan****BUSINESS DESCRIPTION**

Staffing services in Japan

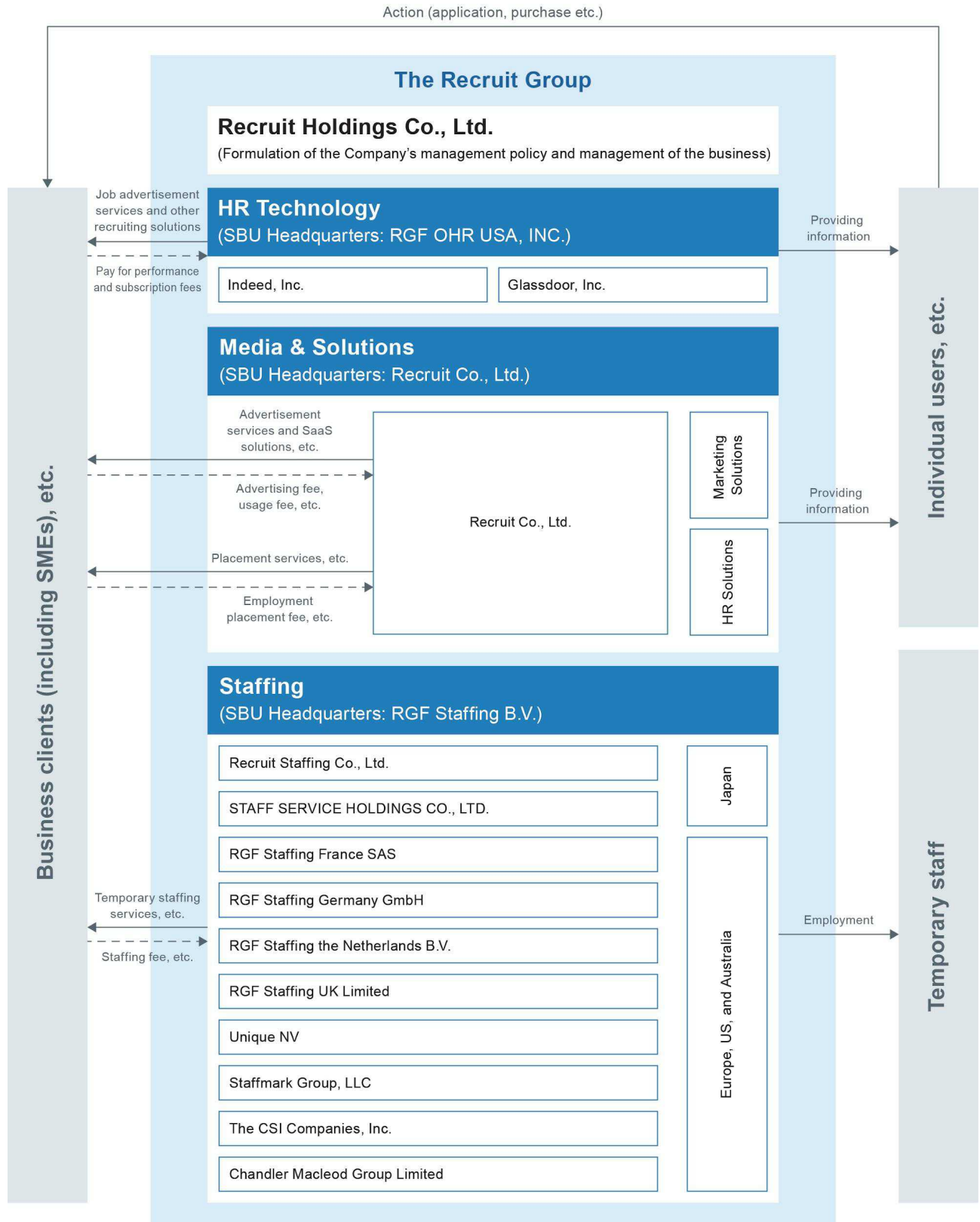
SUBSIDIARIESRecruit Staffing Co., Ltd.
STAFF SERVICE HOLDINGS CO., LTD.**OPERATION****Europe, US, and Australia****BUSINESS DESCRIPTION**

Staffing services mainly in Europe, US, and Australia

SUBSIDIARIESRGF Staffing France SAS
RGF Staffing Germany GmbH
RGF Staffing the Netherlands B.V.
RGF Staffing UK Limited
Unique NV
Staffmark Group, LLC
The CSI Companies, Inc.
Chandler Macleod Group Limited

Since Recruit Holdings falls under the category of Specified Listed Company under the insider trading regulations, the criteria for determining the insignificance of material facts relative to the size of the Company with respect to insider trading regulations are decided based on the figures on a consolidated basis.

Operational Chart



Major Subsidiaries and Associates

Consolidated subsidiaries

Name	Address	Capital stock or capital	Description of major operations ¹	Ratio of voting rights held (%)	Relationship
RGF OHR USA, INC.	Delaware, United States	10 US dollar	HR Technology	100.0	Concurrent directorships
Indeed, Inc. ⁶	Delaware, United States	10 US dollar	HR Technology	100.0 (100.0)	Concurrent directorships Obligation guarantee
Glassdoor, Inc.	Delaware, United States	10 US dollar	HR Technology	100.0 (100.0)	Concurrent directorships
Recruit Co., Ltd. ^{3,6}	Chuo-ku, Tokyo, Japan	350 million yen	Media & Solutions	100.0	Concurrent directorships Borrowing of funds Receipt of royalties
RGF Staffing B.V.	Flevoland, Netherlands	1.5 euro	Staffing	100.0	Concurrent directorships
Recruit Staffing Co., Ltd.	Chuo-ku, Tokyo, Japan	1,939 million yen	Staffing	100.0 (100.0)	Borrowing of funds Receipt of royalties
STAFF SERVICE HOLDINGS CO., LTD.	Chiyoda-ku, Tokyo, Japan	500 million yen	Staffing	100.0 (100.0)	Borrowing of funds
RGF Staffing France SAS	Moselle, France	26,395 thousand euro	Staffing	100.0 (100.0)	-
RGF Staffing Germany GmbH	Bayern, Germany	500 thousand euro	Staffing	100.0 (100.0)	-
RGF Staffing the Netherlands B.V.	Flevoland, Netherlands	1 thousand euro	Staffing	100.0 (100.0)	-
RGF Staffing UK Limited	London, United Kingdom	11,172 thousand GBP	Staffing	100.0 (100.0)	-
Unique NV ³	Antwerp, Belgium	50,082 thousand euro	Staffing	100.0 (100.0)	-
Staffmark Group, LLC ³	Ohio, United States	117,514 thousand US dollar	Staffing	100.0 (100.0)	-
The CSI Companies, Inc.	Florida, United States	2.0 US dollar	Staffing	70.0 (70.0)	-
Chandler Macleod Group Limited ³	New South Wales, Australia	191,490 thousand Australian dollar	Staffing	100.0 (100.0)	-
RGF International Recruitment Holdings Limited ³	Hong Kong, China	836,224 thousand HKD	Media & Solutions	100.0 (100.0)	-

Start Holding B.V. ³	Flevoland, Netherlands	92,653 thousand euro	Staffing	100.0 (100.0)	-
Start People B.V. ³	Flevoland, Netherlands	34,050 thousand euro	Staffing	100.0 (100.0)	-
Staffmark Investment, LLC ³	Ohio, United States	117,514 thousand US dollar	Staffing	100.0 (100.0)	-
Peoplebank Australia Ltd ³	New South Wales, Australia	68,160 thousand Australian dollar	Staffing	100.0 (100.0)	-
RGF STAFFING APEJ PTY LTD ³	New South Wales, Australia	440,756 thousand Australian dollar	Staffing	100.0 (100.0)	-
RGF STAFFING MELBOURNE TWO PTY LTD ³	New South Wales, Australia	294,892 thousand Australian dollar	Staffing	100.0 (100.0)	-
SPHN (ACT) Pty Limited ³	New South Wales, Australia	248,879 thousand Australian dollar	Staffing	100.0 (100.0)	-
SPHN Australia Pty Limited ³	New South Wales, Australia	248,879 thousand Australian dollar	Staffing	100.0 (100.0)	-

247 other companies⁵

Equity-method Associates

Name	Address	Capital stock or capital	Description of major operations ¹	Ratio of voting rights held (%)
51job, Inc.	Cayman Islands, British Overseas Territory	54 thousand RMB	Company-wide	34.7
kaonavi, inc. ⁴	Minato-ku, Tokyo, Japan	1,125 million yen	Media & Solutions	21.4 (21.4)

6 other companies

- 1 Segment names are shown in the "Description of major operations" section.
- 2 The percentages in parentheses in the "Ratio of voting rights held" section are indirect ownership of voting rights.
- 3 Specified subsidiary as defined by the Companies Act of Japan
- 4 A securities registration statement and *Yukashouken Houkokusho* has been submitted.
- 5 At the end of FY2021, the excess debt of Indeed Hire, Inc. amounted to 10.0 billion yen or more, and the exact amount is 10,579 million yen.
- 6 Revenue (excluding intercompany revenues among consolidated companies) from Recruit Co., Ltd. and Indeed, Inc. each accounts for over 10% of the consolidated revenue. Because all of the following values are non-consolidated financial results, these do not include goodwill, intangible assets, and amortization of intangible assets related to the Company's acquisition of each entity.

Major Profit (loss) items	Company name	
	Recruit Co., Ltd. (In million yen)	Indeed, Inc. (In million US dollar)
Revenue	602,884	5,735
Profit for the year	18,907	1,303
Total equity	123,962	977
Total assets	681,962	4,107

Ordinary income is not stated since the information above is based on IFRS as in “Consolidated Financial Statements” of the “Financial Information” section.

Employees

The Company including Its Consolidated Subsidiaries

As of March 31, 2022

Segment	Number of employees	Number of contract employees
HR Technology	13,161	37
Media & Solutions	21,526	459
Staffing	16,934	1,395
Holding Company corporate function	136	5
Total	51,757	1,896

¹ The number of employees includes employees that have been assigned to the Company from companies outside the Company and excludes employees that have been assigned to companies outside the Company. It also excludes that of contract employees.

² Contract employees represent the average number of contract employees during FY2021.

³ Contract employees include part-time employees and exclude temporary staff.

⁴ "Holding Company corporate function" represents the number of employees in corporate functions of the Holding Company such as finance and risk management.

⁵ The number of employees increased by 4,957 during FY 2021, mainly due to the expansion of the HR Technology business.

The Holding Company excluding Its Consolidated Subsidiaries

As of March 31, 2022

Number of employees	Number of contract employees	Average age	Average length of service (years)	Average annual salary (yen)
136	5	38.9	8.34	9,976,816

Segment	Number of employees	Number of contract employees
HR Technology	-	-
Media & Solutions	-	-
Staffing	1	-
Holding Company corporate function	135	5
Total	136	5

¹ The number of employees includes employees that have been assigned to the Holding Company and excludes employees that have been assigned to companies outside the Holding Company. It also excludes that of contract employees.

² Contract employees represent the average number of contract employees during FY2021.

³ Contract employees include part-time employees and exclude temporary staff.

⁴ Average annual salary includes overtime and bonuses.

⁵ "Holding Company corporate function" represents the number of employees in corporate functions of the Holding Company such as finance and risk management.

Labor Unions

Employees are not members of labor unions. Management and employees have built a strong relationship and no special labor matters are noted.

Business Overview

Management Philosophy and Strategies

Management Philosophy

Recruit Group Management Philosophy is defined by its Basic Principle, Vision, Mission and Values as follows:

Basic Principle	We are focused on creating new value for our society to contribute to a brighter world where all individuals can live life to the fullest.
------------------------	--

Vision	Follow Your Heart We envision a world where individuals and businesses can focus on what really matters. The more people are free to pursue their passions, the better our future becomes.
---------------	--

Mission	Opportunities for Life. Faster, Simpler and closer to you. Since our foundation, we have connected individuals and businesses offering both a multitude of choices. In this era of search, where information has become available anytime anywhere, we need to focus more on proposing the optimal choice. We seek to provide “Opportunities for Life” much faster, surprisingly simpler and closer than ever before.
----------------	--

Values

Wow the World

What we do isn't a job. We enjoy exploring what is possible for our future. We question the status quo, fail well and overcome with resilience. We are a force for change.

Bet on Passion

We are a team of people fueled by curiosity. We respect and capitalize on each other's differences. We know that one person's crazy idea, when backed by data and research, can become the best bet.

Prioritize Social Value

We, as global citizens, strive to contribute to a sustainable society through all of our corporate activities. Each one of us is committed to seeking out the needs of society and taking action for a better future.

The Company has developed a two-sided marketplace business model to align with its management philosophy. Through its platforms, the Company facilitates the best possible matches for the mutual benefit of both individual users and business clients.

In recent years, technological advancement has enabled the Company to improve matching efficiency, providing better matching outcomes for individual users and improving operational efficiencies for business clients.

Material Foundation for Corporate Activities

The Company sets material foundations for corporate activities to increase its corporate value in a sustainable manner by prospering together with all stakeholders. The material foundations are identified based on dialogue, regarding environmental, social and governance (ESG) topics, with its external stakeholders, and internal discussions of its Board of Directors and the Committees of the Board. The Company reinforces initiatives for each theme, and the Board of Directors monitors them based on discussions in the related Committees, which are advisory bodies to the Board of Directors.

The material foundation for our corporate activities are as follows:

Corporate Governance

The Company endeavors to strengthen its corporate governance by designating the COO, Managing Corporate Executive Officer and Director of the Board as a responsible person for corporate governance including ESG. Based on its initiatives, the Board of Directors confirms the appropriateness of its corporate governance and its compensation structure based on discussions in its advisory bodies such as Nomination and Compensation Committees.

In addition, to enhance diversity in the boardroom, the Company aims to achieve gender parity among the Board of Directors, including Audit & Supervisory Board members, by FY2030¹.

Furthermore, in order to clearly reflect ESG factors in the remuneration of executives, the Board of Directors has committed to setting mid-term targets over a three-year period for both greenhouse gas (GHG) emissions reduction and gender parity². Beginning in FY2022, Recruit Holdings has linked the degree of achievement of these targets to a percentage of the long-term incentive compensation³ for the executive directors and corporate executive officers in charge of driving and realizing these ESG goals.

Please refer to the "Corporate Governance" section in this document for more information about corporate governance and compensation. Please also refer to "Prosper Together — Seeking sustainable growth to share with all stakeholders" in Business Strategies below for more details on our target for realizing gender parity.

Human Capital

The Company has positioned value creation by its empowered employees as a renewed priority for management, and will take further actions to support diversity, equity and inclusion (DEI), employee engagement, and human resource development and creation of an environment that intrinsically motivates employees.

As a basic premise, the Company strives to prevent discrimination and human rights infringements based on class, race, color, sex, language, religion, gender, age, political or other opinion, national or social origin, nationality, property, sexual orientation, gender identify, disability, birth or other status through the "Recruit Group Human Rights Policy." The Company further seeks to promote equal opportunities for all and respect for each individual's own way of living and working.

And then, one of the Company's core values is to "Bet on Passion" which is centered around respecting individual differences. A diverse employee base has been the source of the Company's value creation since its foundation. Betting on people's passion and ideas fueled by their curiosity is our competitive advantage.

The Company specifically aims to accelerate its initiatives for gender diversity by setting group-wide targets as a corporate strategy. The Board of Directors discusses and monitors the progress of these targets based on discussions of the Sustainability Committee. At the same time, the Company also aims to make progress on non-gender DEI issues by setting important themes according to the country, region, and business. Please also refer to "Prosper Together - Seeking sustainable growth to share with all stakeholders" in Business Strategies below for more details on the target.

We implement various initiatives for better employee engagement, ensuring employees maximize their potential and bring sustainable value to Recruit Group. For example, Recruit Holdings, the HR Technology SBU, the Media & Solutions SBU and the Staffing SBU as well as their respective main subsidiaries conduct

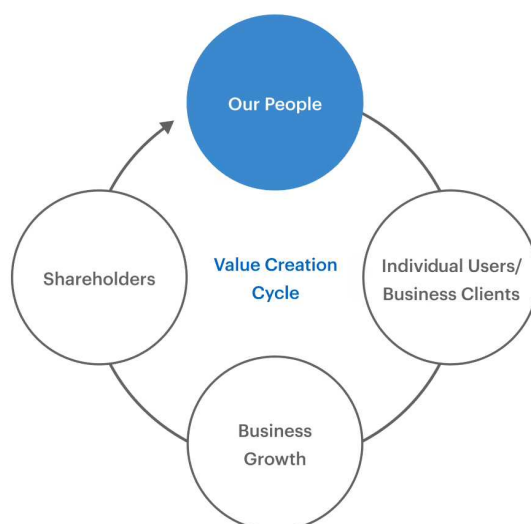
employee engagement surveys of all employees, so that we can understand the issues we need to solve to improve employee engagement and what initiatives we need to strengthen our corporate culture.

In addition, the Company operates by continuously fostering an organizational culture that maximizes the intrinsic motives of diverse individuals as part of its investment in human capital and intellectual property. Specifically, Recruit Co., Ltd., the controlling company of Media & Solutions SBU, has applied a "mission grade system" that defines roles in anticipation of the potential of employees, and a "Will-Can-Must Management" system that connects skill improvement and mission realization based on individual will. The Company also discusses the development policies of each employee at the "Human Resources Development Committee".

Indeed University, operated by Indeed at HR Technology SBU, brings together engineers from all over the world to turn ideas into shape as a team. Many new services are born through this forum. At the Staffing SBU, a management method called "unit management" has been introduced. Authority is transferred to each internal organization that is familiar with the local market and customer needs, so that flexible decision-making can be made based on the organization's extensive knowledge. With this management method, on-site employees are highly motivated to achieve results, and at the same time, they have the opportunity to improve their decision-making ability as leaders.

For the Company, the starting point of the value creation cycle is each employee. We will continue to work to strengthen the value creation cycle by starting from the Company's human capital.

Our Value Creation Cycle



Corporate Ethics and Compliance

Recruit Group views corporate ethics and compliance as fundamental principles underpinning for our corporate activities. Our approach to ethics and compliance is to strive to meet society's expectations and demands through appropriate action, both as a company and as individuals, beyond the framework of solely legal compliance. Our initiatives in this area include employee training and whistleblowing programs. The Board of Directors monitors corporate ethics and compliance initiatives, based on discussions in the Compliance Committee. Please refer to "Internal Controls and their Operational Status" in this document for more details about corporate ethics and compliance.

Data Security and Data Privacy

For Recruit Group, safe-guarding Data Security and Data Privacy is non-negotiable, and we place high priority on risk mitigation measures. We have developed a range of appropriate initiatives to protect the data and information in our possession based on the importance and characteristics of such data and information. We have also established structures and measures to align with applicable laws and regulations of each

country and area in which we operate. The Board of Directors discusses and monitors the initiatives, based on discussions in the Risk Management Committee. Please refer to “Risk Factors” in this document for more details about Data Security and Data Privacy.

Human Rights

The Company has formulated the Recruit Group Human Rights Policy, which was approved by the Board of Directors, based on discussions in the Sustainability Committee. This policy is set to protect all employees, temporary workers — including those who work for its business clients through the Staffing SBU — and its senior management. We are also committed to carefully identifying risks, and respecting and protecting any human rights that may be affected by the rapid development of technology.

Conservation of the Planet

We only have one planet, and we believe that everyone has a responsibility to protect the health and longevity of our home. The Company has introduced various initiatives focused on environmental conservation and has highlighted climate change as one of the most important issues to address. We have set a group-wide target to reduce our GHG emissions as part of our commitment to achieve carbon neutrality. The progress of this initiative will be monitored by the Board of Directors, based on discussions in the Sustainability Committee.

For more about Recruit Group’s risks and opportunities associated with climate change, please see “Our Actions on Climate Change and Adoption of the Recommendations of the Task Force on Climate-Related Financial Disclosures (TCFD)” for details of the commitment. Please also refer to “Prosper Together - Seeking sustainable growth to share with all stakeholders” in the Business Strategies section below for more details on our ESG commitment.

1 The Board of Directors members are defined as Directors of the Board and Audit & Supervisory Board members. The ratio of women among the Board of Directors members was 27% as of June 22, 2022.

2 The GHG emission reduction target is based on the results from FY2022 to FY2024, the women representation target for employees is based on the results from April 1, 2022 to April 1, 2025, while the women representation target for members of the Board is based on the results from July 1, 2022 to July 1, 2025.

3 Compensation based on ESG target achievements is set as a part of BIP trust (stock) compensation. Eligibility to receive this award and the payout amount will depend on whether or not the three-year target is achieved.

Our Actions on Climate Change and Adoption of the Recommendations of the Task Force on Climate-Related Financial Disclosures (TCFD)

Protecting the global environment is a critical foundation for our corporate activities in order to prosper together with our stakeholders and ensure sustainable growth. Regarding taking action to combat climate change, we set a long-term goal to achieve carbon neutrality across our entire value chain by FY2030¹. We expect to have achieved our short-term goal as initially planned by reaching carbon neutrality throughout our business activities in FY2021¹. In order to accelerate our efforts toward the long-term goal, we have set a three-year reduction target² that aligns with the science-based 1.5°C pathway³ — which aims to limit the increase in global average temperature to less than 1.5°C compared to the pre-industrial era.

Our ongoing initiatives include strengthening our governance to act more on the decarbonization of society, analyzing the impact of climate change on our businesses, reducing risks, and capturing growth opportunities. We also endorse the recommendations by TCFD and disclose the details of our initiatives to address climate change in line with the TCFD framework⁴ in this section.

1 GHG emissions throughout business activities are the sum of direct emissions from the use of fuels in owned or controlled sources (Scope 1) and indirect emissions from the use of purchased electricity, heat, or steam in owned or controlled sources (Scope 2). GHG emissions from the value chain are indirect emissions other than Scope 1 and 2 (Scope 3). The entire value chain represents the total of Scope 1, 2 and 3. Carbon neutrality includes reducing GHG emissions as well as offsetting the remaining emissions. The Company will have achieved its FY2021 goal of carbon neutrality throughout its business activities upon completion of the following steps: Conducting FY2021 GHG emissions measurements, obtaining an accredited third-party assurance on the GHG emissions amount by November 2022, and offsetting of those emissions.

2 The GHG emission reduction target is based on the results from FY2022 to FY2024.

3 The GHG emission reduction target is established in line with the science-based level of decarbonization that would limit the global temperature rise to 1.5°C compared to the temperature before the Industrial Revolution as reported by the Intergovernmental Panel on Climate Change (IPCC).

4 A framework indicating climate change-related risks and opportunities created by the Task Force on Climate-related Financial Disclosures (TCFD).

Governance

Our Board of Directors makes the necessary structural arrangements for our efforts to address climate change and oversees these efforts by taking into consideration the deliberations of the Sustainability Committee — one of the Board's advisory bodies. The Sustainability Committee discusses the direction of response on climate change issues, strategies, and plans. In its oversight process, the Board supervises the progress towards GHG emissions reduction targets and reviews business plans, which cover climate-related risk mitigation measures, as well as investment and loan activities.

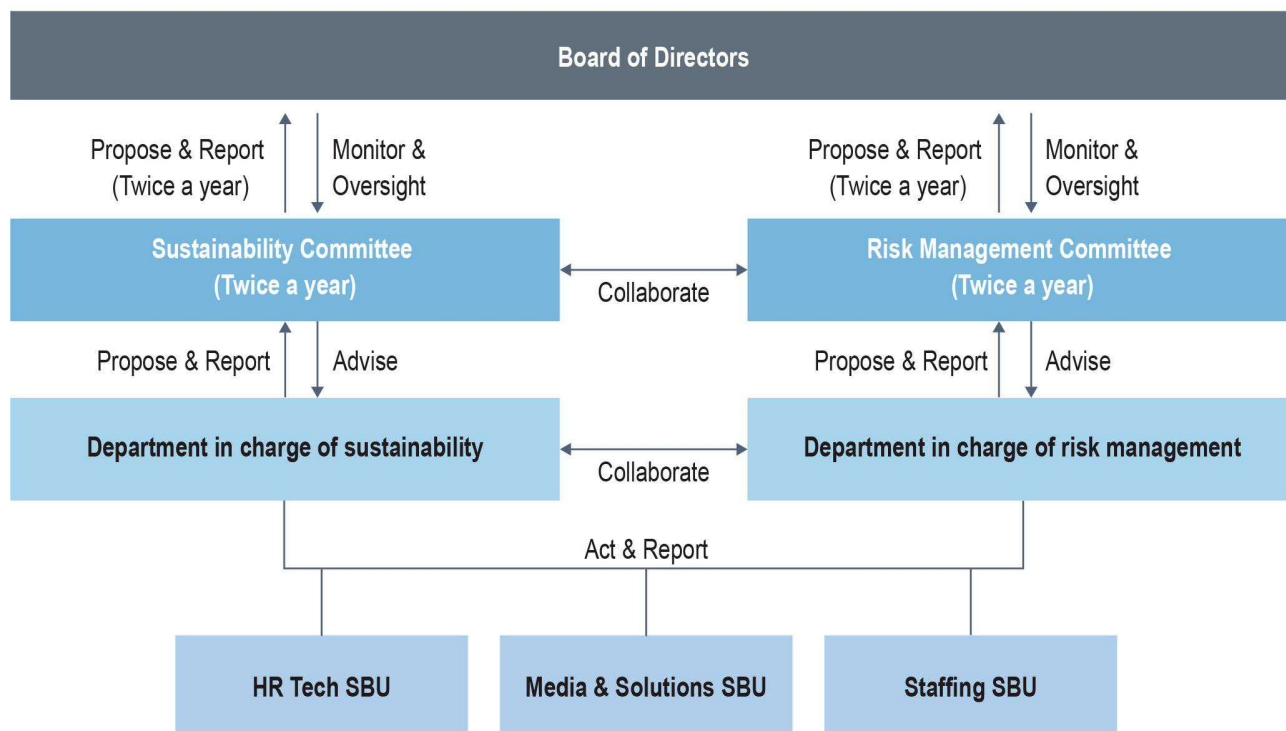
The head of each SBU participates in the Sustainability Committee as an internal member, and is in charge of developing strategies as well as conducting business operations to address the climate-related risks and opportunities.

The Corporate Executive Officer in charge of sustainability is responsible for leading our climate-related initiatives. The Officer delivers reports to the Board on climate change measures, the assessment of climate change risks and opportunities, and risk mitigation management. Directly under this Officer, we have established a department in charge of driving forward sustainability initiatives. The department is responsible for gathering group-wide environmental information, managing the progress of reductions in GHG emissions, identifying and evaluating climate-related risks and opportunities, formulating and implementing related action plans, and conducting surveys and engaging in dialogue with stakeholders.

Risk Management

Climate-related risks identified by the Sustainability Committee are integrated into our group's risk management processes. These risks are centrally and comprehensively evaluated and managed by our Risk Management Committee. Detailed discussions on risks related to mid- to long-term climate change are delegated to the Sustainability Committee, and this Committee holds discussions on risk mitigation measures. The Sustainability Committee, in coordination with the Company's Risk Management Committee, reports the results of these discussions to the Board.

Management framework for climate-related risks and opportunities (roles and meeting bodies)



*Please see “Composition of the Board and Committees as of March 31, 2022” under the chapter “Corporate Governance Overview” for the participants/members of the Sustainability Committee and those of the Risk Management Committee and the number of committee meetings.

Strategy

(a) Strategic Assumptions

The Company understands that a 4°C increase in average temperature due to climate change would have a significant impact on the world and believes it is critical to limit the average temperature increase to below 1.5°C. Based on two climate change scenarios (+4°C and +1.5°C), the Company analyzes short-, medium- and long-term risks and opportunities through FY2030 and assesses them in terms of likelihood and financial impact. The Board also examines measures to mitigate key risks and capitalize on opportunities. The Company’s scenario analysis is based on reports issued by the Intergovernmental Panel on Climate Change (IPCC)¹, the International Energy Agency (IEA), and other international organizations, as well as those of similar research agencies.

¹ From Shared Socioeconomic Pathways (SSP) 5-8.5 and SSP1-1.9.

(b) Key Risks and Opportunities Relating to Climate Change

The key risks identified through our scenario analysis, their likelihood, and their financial impacts are shown below. The financial impact is calculated for each item, but only the figures for carbon taxes are shown here as they are considered relatively definitive.

Key Climate Change Risks	Likelihood	Financial Impact	Risk Mitigation Measures
1 Increase in price of carbon credits to achieve carbon neutrality	High ¹	High	Aim to become carbon neutral through our business activities and value chain by FY2030. Aim to achieve further enhancements in energy efficiency and switch to renewable energy at our facilities. Aim to achieve actual reduction of GHG emissions by promoting remote work and engaging with key stakeholders in our value chain alongside other initiatives.
2 Introduction of carbon taxes and possible increase in price	High ¹	Low (approx. 400M yen ²)	Continue agreements to source a stable supply of low-GHG emission paper for our information magazine business. Continue engagement with paper
3 Increase in timber/transportation cost	High→ ¹	Low	

4 Submerged/damaged servers	Low→	High	manufacturers. Begin monitoring flood or damage risks of areas where our servers are located. Consider relocating servers or substituting with alternatives if risks exceed a certain level.
-----------------------------	------	------	---

1 “↗” indicates that the likelihood of occurrence is expected to increase toward FY2030, and “→” indicates that the likelihood of occurrence does not change significantly.

2 The estimated carbon tax in FY2030 is based on the following assumptions:

- Carbon tax price: \$300/t-CO₂ (Ref. IPCC SSP Database)

- The Company's GHG emissions throughout its business activities (Scope 1&2): Approx. 12,000t-CO₂ based on the assumption that there is no change in the Scope 1 emissions from FY2019. The emissions from Scope 2 are assumed to be 0t-CO₂ by switching to renewable energy from FY2021.

This analysis did not identify any physical or transition risks with significant impacts on our business strategies. Nonetheless, under the governance structure described above, we will continue to closely monitor and reassess our evaluation of the impact of climate change on our group in light of global trends, as well as enhance our disclosures of relevant information. At present, the Company believes promoting the three strategic pillars of its corporate strategies will enhance its resilience to climate change and help mitigate key risks.

Key opportunities identified through scenario analysis, their likelihood and financial impact are as follows.

Key Climate Change Opportunities	Likelihood	Financial Impact
1 Accommodate workforce shifts as an adaptation for climate change	Medium↗	High
2 Accommodate employment needs resulting from the societal transition towards lower-carbon emissions	High↗	Medium

1 “↗” indicates that the likelihood of occurrence is expected to increase toward FY2030.

Through this analysis, the Company confirmed that addressing the three strategic pillars of its corporate strategies will position the Company to capture the opportunities resulting from climate change. The Company will continue to pay close attention to trends in society and among stakeholders related to climate change, with the aim of capturing opportunities from such trends across our group. Through such actions, the Company aims to contribute to building a resilient and sustainable labor market.

Metrics, Goals and Performance

(a) Metrics

The Company uses the amount of GHG emissions (absolute emissions in Scope 1, 2, and 3^{1,2}) calculated in accordance with GHG Protocol as the metrics to manage climate risks and opportunities.

(b) Goals

As a corporate strategy, the Company stated in its Commitment to Sustainability (announced in May 2021) that it aims to achieve carbon neutrality in GHG emissions through its business activities by FY2021^{1,3}. We expect to have achieved this short-term goal as initially planned. The Company strives to do the same across its entire value chain^{2,3} by FY2030.

In addition, the Board of Directors has resolved to set mid-term targets over a three-year period for GHG emissions reduction, and beginning in FY2022 Recruit Holdings has linked the level of achievement of these targets to a percentage of the long-term incentive compensation⁴ for the executive directors and corporate officers in charge of driving and realizing these ESG goals.

(c) Performance

The Company started to base its calculation of GHG emissions on the GHG Protocol in FY2019. The figure for Scope 1+2 in FY2020 was 29,070t-CO₂ (-30.3% year on year).⁵ The Company also obtained an independent third-party review⁶ of its GHG emissions. In addition, the Company is expected to have achieved its FY2021 goal of carbon neutrality throughout its business activities^{1,3}.

	FY2019 ⁵ (t-CO2)	FY2020 ⁵ (t-CO2)
Scope1	12,128	7,526
Scope 2 (Market-based)	29,559	21,544
Scope 1+2 (Market-based)	41,687	29,070

Additionally, before making the above commitment, in 2010, the Company set a goal of reducing the GHG emissions of its Japanese operations by 25% by FY2020 compared to those of FY2008. As of the end of the current consolidated fiscal year, the Company has achieved a reduction of 62.4%, which is much higher than the initial target.

1 GHG emissions throughout business activities are the sum of direct emissions from the use of fuels in owned or controlled sources (Scope 1) and indirect emissions from the use of purchased electricity, heat, or steam in owned or controlled sources (Scope 2).

2 GHG emissions from the value chain are indirect emissions other than Scope 1 and 2 (Scope 3). The entire value chain represents the total of Scope 1, 2 and 3.

3 Carbon neutrality includes reducing GHG emissions as well as offsetting the remaining emissions. The Company will have achieved its FY2021 goal of carbon neutrality throughout its business activities upon completion of the following steps: Conducting of FY2021 GHG emissions measurements, obtaining an accredited third-party assurance on the amount by November 2022, and offsetting of those emissions.

4 The GHG emission reduction target is based on the results from FY2022 to FY2024. Compensation based on ESG target achievements is set as a part of BIP trust (stock) compensation. Eligibility to receive this award and the payout amount will depend on whether or not the three-year target is achieved.

5 All GHG emissions figures are approximate.

6 We obtained "independent third-party assurance of our GHG emissions from SOCOTEC Certification Japan and SCS Global Services.

Target Management Key Performance Indicators (KPIs)

The Company aims to invest in new businesses, research and development, and mergers and acquisitions (M&A) in order to achieve profitable growth over the long-term, and maximize enterprise value as well as shareholder value. Therefore, the Company has set adjusted EBITDA and adjusted EPS as target management KPIs.

Executive officers' compensation is linked to the growth rate of adjusted EBITDA, to align with shareholder interests. Also, starting from FY2022, the Company has decided to link the level of achievement of ESG targets to the compensation of certain executive officers. For details, please refer to "Prosper Together" in the section "Business Strategies of the Company."

Starting from FY2022, the Company will change adjustment items for adjusted EBITDA and adjusted EPS which are Target Management Key Performance Indicators (KPIs).

For adjusted EBITDA, the Company has decided to include share-based payment expenses as an adjustment item to better reflect its cash flow generation and to enhance comparability with other companies globally.

The Company implemented the equity incentive plan for employees of HR Technology in Q4 FY2020. Share-based payment expenses in FY2021, which also includes the existing Recruit Group directors' plans, was 32.4 billion yen.

The definition of adjusted EBITDA from FY2022 is set as below:

- Adjusted EBITDA = Operating income + depreciation and amortization (excluding depreciation of right-of-use assets) + share-based payment expenses ± other operating income/expenses

For adjusted EPS, the Company has decided to remove amortization of intangible assets arising due to business combinations as an adjustment item for adjusted profit, which is the numerator in adjusted EPS calculation, and adjust only non-recurring income/losses to present the recurring per-share profitability of the

business and to enhance comparability with other companies globally.

Since the Company adopted IFRS in FY2017, goodwill, often a major portion of intangible assets arising due to business combinations, is no longer amortized each period, but instead tested for impairment at least annually. When impairment occurs, it is considered as a non-recurring loss (please refer to the following definition).

The definition of adjusted EPS and related financial measures from FY2022 are set as below:

- Adjusted EPS = Adjusted profit / ((number of issued shares at the beginning of the period + number of issued shares at the end of the period)/2 - (number of treasury stock at the beginning of the period + number of treasury stock at the end of the period)/2)
- Adjusted profit = Profit attributable to owners of the parent ± Non-recurring income/losses (excluding non-controlling interests) ± tax reconciliation related to certain non-recurring income/losses
- Non-recurring income/losses are gains or losses from disposals of shares of associates, expenses relating to company restructuring, gains or losses from the sale or impairment of property and equipment, and income and expense items that the Company believes are unusual or non-recurring in nature which do not reflect the Company's underlying results of operations

The Company will apply its new definition for adjusted EBITDA and adjusted EPS for FY2021 retroactively in quarterly disclosure for FY2022 in order to provide useful YoY comparisons.

Business Strategies

The Company strives to maximize enterprise value and shareholder value by responding to the rapidly transforming technology and internet landscape and by identifying business opportunities globally.

Through HR Technology, HR Solutions in Media & Solutions and Staffing for the global HR Matching market as well as through Marketing Solutions in Media & Solutions for Japan, the Company aims not only to provide online advertising business but also to be a solution provider to improve the business performance and productivity of clients' businesses by utilizing technology.

In an environment of high uncertainty, the Company believes that making a positive impact on society and this shared planet is key to achieving sustainable growth, and prospering together with all stakeholders through all corporate activities with a sound governance foundation is important. Therefore, the Company has set specific targets for environmental, social and governance (ESG) matters as a corporate strategy and will take initiatives through dialogue with stakeholders.

The Company's business strategies are as follows:

Business Strategies of the Company

Simplify Hiring - Aim to simplify hiring by connecting people with jobs, faster and easier

The HR Matching market includes job advertising & talent sourcing tools, direct hire, retained search, internal recruitment automation, and temporary staffing. The Company is committed to making it easier and faster for people to get jobs, while reducing the cost and time to hire for employers across the HR Matching market.

By dramatically improving the quality and speed of matching recommendation through the utilization of data, automation and technology, the Company aims to simplify the hiring process to deliver more value to job seekers and employers through collaborations across all three SBUs.

The Company's long term vision is to leverage the combination of years of candidate matching data and new insights about job seeker and employer preferences with AI and machine learning technology to more quickly, effectively and fairly connect job seekers and employers at the push of a button¹.

At the moment, the Company believes the measured average hires per minute² is the KPI that demonstrates our success in simplifying the hiring process. This KPI represents improvements in matching and automation, as well as improvements in employer engagement that help us measure more hires. In Q4 FY2021, based on internal measurement, an average of 20 job seekers were hired on Indeed and Glassdoor

every minute, increasing from an average of 10 measured hires in Q4 FY2018.

At the center of this strategy, HR Technology SBU operates a global two-sided talent marketplace that includes the world's leading job and company information platforms³, Indeed and Glassdoor. Each month, millions of job seekers on Indeed and Glassdoor begin their job discovery journey, with more than 250 million and 55 million unique visitors respectively⁴ and millions of employers, from small businesses to large enterprises and staffing agencies, post jobs and search resumes on HR Technology's platforms to attract and hire talent. More than 30 million jobs⁵, that have been aggregated from public sources or posted directly by employers to HR Technology's platforms, are available to be discovered by job seekers each day. Provided with richer data along with AI and machine learning technology, the Company can improve the matching efficiency that gives the ability to make the best job recommendations possible and offer the best candidate pool possible.

The Company is working to automate manual hiring processes and improve matching efficiency. For example, in FY2021, 2 million virtual interviews⁶ between job seekers and employers happened directly on Indeed. Many give job seekers the ability to instantly schedule an interview with a recruiter or hiring manager when they pass certain screener questions or assessments. This means job seekers can find a job using our HR Technology platform, interview with potential employers and share insights about their work experiences, skills and preferences - all of which feeds additional data to the matching engine.

Also, the HR Technology SBU and the Staffing SBU are working together to improve the job seeker experience for temporary workers by applying data and automation to the traditional temporary staffing business as well as through Indeed Flex which provides access to available jobs, salary choice and a flexible schedule.

In a pilot initiative in Japan, the number of interviews in the placement service in Media & Solutions has increased compared to the previous year as a result of utilizing HR Technology's matching engine in conjunction with technology developed in Media & Solutions to streamline the hiring processes. Collaborations between the SBUs are expected to continue in FY2022 and onwards to simplify hiring across all types of jobs in the HR Matching market.

The Company estimates that the global HR Matching market was roughly 236 billion US dollars⁷ in terms of annual revenue in 2021.

The Company believes that after experiencing a contraction due to the initial impact of the COVID-19 pandemic in 2020, the size of the global HR Matching increased significantly in 2021 due to global labor market conditions as the size of the HR Matching market tends to be highly correlated with overall economic growth and resulting labor market conditions. The Company expects that the HR Matching market will continue growing beyond 2022, but at a slower rate than the rate experienced during 2021 as labor markets, including employer and job seeker activities and expectations, adjust and normalize after a period of significant growth driven by unprecedented labor market conditions.

HR Matching addressable markets (estimated)

(In billions of US dollars)	2019	2020	2021
Job Advertising and Talent Sourcing ^{8, 9}	21	19	26
Direct Hire ^{10, 11, 12}	55	32	45
Retained Search ^{10, 11, 12}		21	31
Temporary Staffing (Net) ^{13, 14, 15}	82	72	88
Sub Total	159	144	192
Internal Recruitment Automation ¹⁶	N/A	N/A	43
Total Addressable Market ("TAM")¹⁷	159	144	236

Job Advertising and Talent Sourcing: The global online job advertising and talent sourcing tools market is estimated by the Company to have been approximately 24 billion US dollars⁸ in terms of annual revenue in 2021. The global offline job advertising market, which the Company estimates was more than 2 billion US dollars⁹ in terms of annual revenue in 2021, is expected to continue to contract as demand in this market flows into online channels.

Direct Hire: The direct hire market, where companies are paid fees for placing permanent workers at employers, is estimated by the Company to have been roughly 45 billion US dollars¹² in terms of annual revenue globally in 2021 and has historically been dominated by traditional relationship-based business models.

Retained Search: The retained search market, where companies are paid to search for employees to fill specific roles, commonly executive roles, is estimated by the Company to have been roughly 31 billion US dollars¹² in terms of annual revenue globally in 2021 and is similarly dominated by traditional relationship-based business models.

Internal Recruitment Automation: The potential internal recruitment automation market is estimated by the Company to be roughly 43 billion US dollars¹⁶ globally in 2021. The size of this market is estimated based on the historical estimated spending by employers on internal talent acquisition resources, and then estimating how much of this spending can reasonably be automated and monetized by third parties (including an estimated reduction from historical spending from cost savings achieved through automation).

The Direct Hire, Retained Search, and Internal Recruitment Automation markets have business processes and methods that are highly dependent on manual processes in order to source and screen candidates, schedule interviews, and disposition candidates. The Company is currently aiming to develop highly efficient solutions for recruiters, hiring managers, and business owners at lower prices compared to the industry average, using data and automation to make getting a job and hiring an employee simpler and faster. As a result, the Company aims to further grow the number of employers it serves and increase the share of employers' recruiting budgets that it can capture.

Temporary Staffing: The temporary staffing market, where companies are paid to find and employ, or facilitate employment of, workers for a temporary period, is estimated by the Company to be roughly 473 billion US dollars¹² in annual revenue globally in 2021. The total gross profit for all staffing companies, which is calculated by subtracting the amount of salary for temporary staff and related costs from the total revenue, is estimated by the Company to have been roughly 88 billion US dollars¹⁵ in 2021. The Company sees near-term opportunities to introduce technology-driven solutions that create efficiencies by automating human-driven processes involved in traditional temporary staffing services and over the long-term seeks to transform the market through these solutions. The Company intends to explore the development of new and innovative solutions in temporary staffing and apply them to new and existing businesses to capture future opportunities by leveraging data and technology.

¹ The Company is aware there may be legal restrictions in this area and so will endeavor that the Company's work meets those requirements.

² Hires per minute is a calculation of hired signals per quarter on Indeed and Glassdoor, divided by minutes per quarter. A hired signal refers to the event when a specific job seeker is hired for a specific job on a specific date. Hired signals are counted either when an employer or job seeker explicitly communicates a hire occurred (e.g., via survey or web form) or when there is other clear evidence from Indeed and Glassdoor data that a hire occurred (e.g., from a resume or an Indeed message) and may not represent all hires facilitated by Indeed and Glassdoor.

³ Source: comScore, Total Visits, February 2022

⁴ Google Analytics, Unique Visitors, March 2022. Unique visitors is the number of unduplicated (counted only once) visitors to a website over the course of a specified time period.

⁵ Daily average number of jobs searchable on Indeed, worldwide, March 2022

⁶ Over 2 million job seekers have conducted interviews on Indeed between April 1, 2021 and March 31, 2022 based on internal data.

- ⁷ Sum of the estimated size of addressable markets for the job advertising & talent sourcing tools market, the direct hire market, and the retained search market in terms of annual revenue, the estimated size of the addressable market for the internal recruitment automation market in terms of the amount of current expenses of employers for internal talent acquisition resources that could be reasonably automated and monetized, and the addressable markets for the temporary staffing market in terms of annual gross profit, in each case based on the Company's estimates and third party market data as described in the notes below.
- ⁸ Estimated size of the global online job advertising and talent sourcing tools market calculated by summing the revenue of HR Technology in the relevant year, the Company's estimates for revenue of competing job advertising boards in the Company's target operating markets in the relevant year based on third party reports and internal research, and the Company's estimates for annual revenue of the talent solutions business of LinkedIn in the Company's target operating markets in the relevant year based on publicly available information and internal research.
- ⁹ Estimated size of the global offline job advertising market derived based on the proportion of online to offline spending (excluding TV, cinema and radio advertising) in the overall advertising market in the relevant year based on third party reports and the estimated size of global online job advertising and talent sourcing tools market. The numbers in this chart are the sum of the global offline job advertising market and global online job advertising and talent sourcing tools market.
- ¹⁰ Source for 2019: SIA, Global Staffing Industry Market Estimates and Forecast: May 2020 Update. For 2019, we estimated only the size of the addressable market for Placement & Search (comprising the Direct Hire and Retained Search segments) as a whole and did not estimate the size of the addressable markets for the individual segments within the Placement & Search market.
- ¹¹ Source for 2020: SIA, Global Staffing Market Estimates and Forecast: 21 May 2021. Placement & Search market is derived by applying 12%, which was Placement & Search's share of 2020 Global Staffing Revenue to 445 billion US dollars, which was 2020 Global Staffing Revenue. Direct Hire Market is defined as a segment of Placement & Search Market, which in turn is a segment of Global Staffing Industry Market. Direct Hire Market segment was derived by applying SIA's Global Staffing Industry Market figure to country-by-country ratios of the relative proportion attributable to this segment within the total market based on proprietary third party market data. Retained Search Market is defined as the portion of Placement & Search Market not attributable to the Direct Hire Market and derived as the difference between these two segments.
- ¹² Source for 2021: SIA, Global Staffing Market Estimates and Forecast: November 2021 Update. Placement & Search market is derived by applying 14%, which was Placement & Search's share of 2021 Global Staffing Revenue to 473 billion US dollars, which was estimated 2021 Global Staffing Revenue. Direct Hire Market is defined as a segment of Placement & Search Market, which in turn is a segment of Global Staffing Industry Market. Direct Hire Market segment was derived by applying SIA's Global Staffing Industry Market figure to country-by-country ratios of the relative proportion attributable to this segment within the total market based on proprietary third party market data. Retained Search Market is defined as the portion of Placement & Search Market not attributable to the Direct Hire Market and derived as the difference between these two segments.
- ¹³ Amount for 2019 derived by applying a gross profit margin of 18.6%, which was calculated based on the weighted average of the top 3 publicly traded global staffing companies in terms of revenue in 2019 to 441 billion US dollars, which was the revenue of the temporary staffing market in 2019 according to SIA (Global Staffing Industry Market Estimates and Forecast, May 2020 Update).
- ¹⁴ Amount for 2020 was derived by applying a gross profit margin of 18.2%, which was calculated based on the weighted average of the top 3 publicly traded global staffing companies in terms of revenue in 2020 to 393 billion US dollars, which was the revenue of the temporary staffing market in 2020 from SIA, Global Staffing Market Estimates and Forecast: 21 May 2021.
- ¹⁵ Amount for 2021 was derived by applying a gross profit margin of 18.68%, which was calculated based on the weighted average of the top 3 publicly traded global staffing companies in terms of revenue in 2021 to 473 billion US dollars, which was the revenue of the temporary staffing market in 2021 from SIA, Global Staffing Market Estimates and Forecast: November 2021 Update by applying the estimated 2021 growth rate of 14% to 415 billion US dollars, the estimated revenue of the temporary staffing market in 2020.
- ¹⁶ Amount derived by applying approximately 5% growth rate estimated by the Company to the estimated 2020 market of roughly 42 billion US dollars based on SIA, The Evolution of Recruiting: Estimating the Addressable Market for Recruitment Automation (custom research commissioned by Indeed): March 2022. SIA's estimates are based on the assumption that 35% of historical spending on internal talent acquisition resources could be reasonably captured by current technology and that technology would result in 35% cost savings from historical spending. In the report, given the challenges in making global estimates with incomplete information, and in estimating potential automation and savings, SIA advises readers to think of the estimated market size as a midpoint in a range with a 20% spread.
- ¹⁷ As described above, the estimates of the job advertising & talent sourcing tools market, the direct hire market, the retained search market, the internal recruitment automation market and the temporary staffing market are based on internal estimates and independent market research in addition to third party market data. Accordingly, the estimates described above may differ materially from the actual size of such markets.

Help Businesses Work Smarter - Aim to improve the performance and productivity of clients' businesses through SaaS solutions in Japan

Media & Solutions supports the improvement of performance and productivity of business clients in Japan by providing online matching platforms, such as SUUMO, Hot Pepper Beauty, and TOWNWORK in Marketing Solutions and HR Solutions and a wide range of SaaS solutions, to enhance operational efficiency for business operations such as customer acquisition, customer relationship management, hiring, workforce management, and payments.

In the future, Media & Solutions will further expand its SaaS solutions, which are business and management support tools, to create an ecosystem that supports all economic activities related to the operations of our business clients, including financial services.

While building the ecosystem, we believe the number of registered accounts for SaaS solutions in Japan is the most important KPI. In order to increase the number of accounts, the Company focuses on expanding the range of SaaS solutions offerings, leveraging an established network of sales teams, as well as proactive marketing activities.

The Company estimates as of March 31, 2020 there to be approximately 2.9 million business locations and stores¹⁸ in Japan at which the current offerings of SaaS solutions called Air BusinessTools can be used, which we believe represents a sizable market opportunity. The number of AirPAY¹⁹ accounts, which is driving growth in the overall number of registered accounts, was approximately 281,000 as of March 31, 2022, an increase of 33.6% compared to March 31, 2021. The number of AirPAY accounts is the third largest among Air BusinessTools solutions, after AirREGI and AirWORK ATS, which are offered free of charge.

An increasing number of clients are using AirPAY in combination with other Air BusinessTools solutions such as AirREGI. Among the approximately 281,000 AirPAY registered accounts as of March 31, 2022, approximately 176,000 registered accounts were also subscribed to other Air BusinessTools solutions.

During FY2021, new SaaS solutions were developed and launched including AirWALLET, a digital account management application for individual users equipped with Coin+, a cashless payment brand, and AirWORK ATS, an applicant tracking system for recruitment management. In April 2022, the Company began offering AirCASH, a service allowing business clients to receive cash in exchange for their expected Air PAY accounts receivables.

AirWALLET simplifies managing daily spending for consumers by offering free peer-to-peer money transfers and bank deposits and withdrawals at partner banks, while also offering QR Code²⁰ payments via Coin+. Coin+ is a cashless payment brand which is provided through Recruit MUFG Business (RMB), a subsidiary funded by Recruit Co., Ltd. and MUFG Bank, Ltd. For merchants, Coin+ offers a handling fee of 0.99% (pre-tax) to accept cashless payments, which is lower than the industry average, reducing the burden of accepting cashless payments for business clients.

AirWORK ATS is a centralized applicant tracking system which also provides recruitment website design and the posting of job advertisements for free. Job advertisements on AirWORK ATS can be posted on Indeed and other job platforms and sites automatically. The number of AirWORK ATS accounts¹⁹ reached more than 380,000 as of March 31, 2022, an increase of over 100% YoY.



¹⁸ The Company estimated the number of business locations and stores that can use Air BusinessTools by first identifying the total number of business locations and stores of small and medium-sized enterprises in Japan (using the definition used by the Small and Medium Enterprise Agency) based on the 2016 Economic Census for Business Activity conducted by the Ministry of Internal Affairs and Communications and the Ministry of Economy, Trade and Industry. The Company then estimated the number of these business locations and stores that could use Air BusinessTools by aggregating the number of all such business locations and stores operating in all industries in which there were 20 or more existing Air BusinessTools registered accounts (including non-active accounts) as of March 31, 2020. As the Company has estimated such business locations and stores based on data for 2016, it is possible that the estimated number of such business locations and stores would materially differ based on more recent data. In addition, while the estimated number of such business locations and stores that can use Air BusinessTools is based on the number of all business locations and stores in all industries in which there were 20 or more existing Air BusinessTools registered accounts, there can be no assurance that all such business locations and stores would in fact have a need for the solutions offered by Air BusinessTools.

¹⁹ Registered accounts refers to the number of stores and business locations that have registered for the relevant service (including both active and non-active accounts).

²⁰ "QR Code" is a registered trademark of DENSO WAVE INCORPORATED.

Prosper Together - Seeking sustainable growth to share with all stakeholders.

The Company believes that it can make a positive impact on society and the global environment through its corporate activities. And by doing so, we can prosper together with all our stakeholders and take an essential step toward achieving sustainable growth. As we announced in May 2021, our environmental, social, and governance (ESG) goals have become one of the strategic pillars of our corporate strategy. The progress we have made toward these goals is outlined below.

Environmental (E)

In an effort to take action against climate change, the Company set a short-term goal to achieve carbon neutrality of greenhouse gas emissions (GHG) in its business activities by FY2021. We expect to have achieved this goal as planned, after receiving a third-party assurance in November 2022²¹. The Company also set a long-term goal to achieve carbon neutrality of GHG emissions across its entire value chain by FY2030²¹. In order to reduce GHG emissions and accelerate our efforts towards this goal, the Company has set a three-year reduction target²² starting from FY2022. This target aligns with the science-based 1.5°C pathway,²³ which aims to limit the increase in global average temperature to less than 1.5°C compared to the pre-industrial era.

Alongside this drive toward carbon neutrality, we have conducted scenario analyses of the Company's key risks and opportunities associated with climate change, and disclosed them in line with the TCFD

framework²⁴ under “Our Actions on Climate Change and Adoption of the Recommendations of the Task Force on Climate-Related Financial Disclosures (TCFD)”.

Social (S)

The Company has made two commitments to create a significant social impact through its business in the area of work, which is an indispensable foundation for people's lives, and to contribute to reducing the duration of unemployment for all job seekers.

To begin the process of achieving our goal of cutting the time it takes to find a job in half, we analyzed user data on Indeed to identify a baseline. The result highlighted that while the time it takes for individual job seekers to get hired varies, we found that currently, it takes approximately 15 weeks²⁵ until most job seekers get jobs. Additionally, results from a 30-country labor force survey in 2021 indicated that about 50% of respondents experienced a job-search duration longer than their personal financial runway²⁶. We will continue to advance our products on Indeed to identify job seekers on Indeed who need more help than others to find a job faster and shorten hiring time.

In order to meet our goal of supporting employment for a cumulative 30 million job seekers²⁷ facing barriers by FY2030, we will forge partnerships with similarly motivated organizations and focus on reducing barriers to employment. Barriers such as a criminal record²⁸ or a lack of access to resources such as transportation and technology that are critical to finding a job²⁹ are particular challenges contributing to extended periods of unemployment on which we will initially focus. As we make progress towards this goal, we will continue to push for the use of technology to provide support and meet the growing need for inclusive hiring³⁰ among our enterprise clients.

Since its foundation, the Company has created new products and services and provided value to society by respecting the differences of every employee. We have once again positioned maximizing the motivation of our diverse employees to create value as a key management theme and are committed to diversity, equity, and inclusion (DEI).

To strengthen our ongoing DEI efforts, we are focusing on diversifying our management and assigning roles regardless of factors such as gender, nationality, age, and recruitment route. As for gender diversity, we have set a target to achieve an approximately 50% representation of women in senior executive positions, in managerial positions, and total employees within the Company by FY2030³¹.

In FY2021, each SBU studied its gender gap and analyzed the respective root causes of this gap, and proactively promoted women for senior executive positions, which include CEOs of main subsidiaries as well as executive officers of SBUs. As a result, the ratio of women in senior executive positions has increased from approximately 10% to 21% as of April 1, 2022. Starting from FY2022, we will accelerate our efforts to reduce unconscious bias and expand the number of women candidates for all roles by setting a three-year target for women representation²³.

Governance (G)

The Company aims to improve the transparency and soundness of management and raise the quality of decision-making by achieving an approximately 50% ratio of women among the members of the Board of Directors, including Audit & Supervisory Board members³², by FY2030. After the Annual General Meeting of Shareholders, the ratio of women on the Board has increased from 20% to approximately 27%³². Starting from FY2022, we have set a three-year target for Board representation by women²³ and will accelerate our efforts to increase the number of women Board candidates.

In addition, the Board of Directors has decided to link the achievement of the three-year targets for reducing GHG emissions and increasing the ratio of women employees to total employees to a portion of long-term incentive compensation³³. Those eligible for this initiative — starting from FY2022 — are executive directors and officers in charge of managing the achievement of these ESG goals.

²¹ GHG emissions throughout business activities are the sum of direct emissions from the use of fuels in owned or controlled sources (Scope 1) and indirect emissions from the use of purchased electricity, heat, or steam in the owned or controlled sources (Scope 2). GHG emissions from the value chain are indirect emissions other than Scope 1 and 2 (Scope 3). The entire value chain represents the total of Scopes 1, 2 and 3. Carbon neutrality includes reducing GHG emissions as well as offsetting the remaining emissions. The Company will have achieved its FY2021 goal of carbon neutrality throughout its business activities upon

completion of the following steps: Conducted measurement of FY2021 GHG emissions, obtained an accredited third-party assurance on the amount by November 2022, and offsetting of those emissions.

- 22 The GHG emission reduction target is based on the results from FY2022 to FY2024, the women representation target for employees is based on the results from April 1, 2022 to April 1, 2025, while the women representation target for members of the Board is based on the results from July 1, 2022 to July 1, 2025.
- 23 The GHG emission reduction target established in line with the science-based decarbonizing level of limiting global temperature rise to 1.5 °C compared to the temperature before the Industrial Revolution, which was reported by the Intergovernmental Panel on Climate Change (IPCC).
- 24 A framework indicating climate change-related risks and opportunities created by the Task Force on Climate-related Financial Disclosures (TCFD).
- 25 Baseline job search duration calculated as of March 31, 2022. Calculated as the period from the time users started an active job search on the Indeed job platform to the time that 90% of such users had received a job offer (assuming for this purpose that the period it takes for 90% of users to receive a job offer represents a statistically significant value). The job search duration is calculated based on surveyed user data collected between September 2021 and March 2022.
- 26 A global labor force survey conducted by Indeed between September to December 2021. The survey targeted respondents in 30 countries where Indeed has its business footprint and in 17 languages.
- 27 Members of the Board of Directors are defined as Directors of the Board and Audit & Supervisory Board members, and its ratio of women out of the total members is 20% as of June 18, 2021. The initiative as of today includes providing assistance through the Company's online job platform, and through partnerships with NPOs and other organizations with whom the Company collaborates. The Company may also aim to reduce other various barriers, including newly emerging issues in the labor market by FY2030.
- 28 In the United States, approximately 70 million people (Source: The Sentencing Project) have a criminal record, and the unemployment rate of job seekers with a criminal record is approximately five times higher than the US average (Source: Prison Policy Initiative). However, recidivism rates have been found to drop significantly if an individual finds a job that pays above minimum wage within 2 months of release (Source: The Urban Institute).
- 29 This indicates barriers that hinder job hunting, such as being unable to connect to the Internet, access job platforms, and/or lack of transportation to interviews and work. In the United States, approximately 70 million people (Source: The Sentencing Project) have a criminal record, and the unemployment rate of job seekers with a criminal record is approximately five times higher than the US average (Source: Prison Policy Initiative). However, recidivism rates have been found to drop significantly if an individual finds a job that pays above minimum wage within 2 months of release (Source: The Urban Institute).
- 30 Inclusive hiring indicates a company's efforts to realize improved fairness in recruitment in order to achieve a workplace that reflects the diversity of society, as well as ensuring all people have access to economic opportunities.
- 31 Senior executive positions are defined as Corporate Executive Officers and Corporate Professional Officers of Recruit Holdings and Media & Solutions Strategic Business Unit (SBU), and CEOs of the Company's major subsidiaries and heads of key functions in the HR Technology and Staffing SBUs. The respective percentage of women in managerial positions and total employees are calculated from Recruit Holdings, SBU Headquarters, and primary operating companies of each SBU. Managerial positions mean all of those that have subordinate employees excluding senior executive positions. Inclusive hiring indicates a company's efforts to realize improved fairness in recruitment in order to achieve a workplace that reflects the diversity of society, as well as ensuring all people have access to economic opportunities.
- 32 The Board of Directors members are defined as Directors of the Board and Audit & Supervisory Board members. The ratio of women among the Board of Directors members was 20% as of May 16, 2022. Inclusive hiring indicates a company's efforts to realize improved fairness in recruitment in order to achieve a workplace that reflects the diversity of society, as well as ensuring all people have access to economic opportunities.
- 33 Compensation based on ESG target achievements is set as a part of BIP trust (stock) compensation. Eligibility to receive this award and the payout amount will depend on whether or not the three-year target is achieved.

Business Strategies of Each SBU's

In support of the Company's strategies, each SBU's business strategies are as follows:

HR Technology

HR Technology aims to further grow HR Matching revenue globally through Indeed and Glassdoor while the demand for an efficient job seeking experience and hiring process empowered by technology continues to rise.

Media & Solutions

While transforming its business to provide a wider array of services, Media & Solutions' Marketing business aims for long-term revenue growth, by helping business clients attract individual users through online platforms in each industry with its established unique position in each market. Media & Solutions' HR business aims to grow the number of business clients by promoting alliances with HR Technology and through product development. For its SaaS solutions, Media & Solutions focuses on growing the number of business client accounts.

Staffing

Staffing aims to achieve steady financial performance by providing job seekers with flexible working opportunities, and by offering employers a flexible workforce across a wide range of industries. Japan aims to maintain a stable adjusted EBITDA margin while Europe, US, and Australia focus on continuous improvement of adjusted EBITDA margin.

Capital Allocation Policy

The Company's capital allocation policy has the following priorities:

- Product development and marketing expense for existing businesses for future growth
- Continuous payment of stable per-share dividends
- Strategic M&A mainly focused on HR Technology in the HR Matching Market
- Share repurchase program, depending on the capital markets environment and the outlook of the Company's financial position

The Company's ROE target is approximately 15%. The Company also applies a hurdle rate exceeding the cost of capital when evaluating each investment opportunity, and focuses on achieving capital efficiency above the cost of shareholders' equity on a consolidated basis.

Risk Factors

Risk Management Structure

Internal Regulations for Risk Management

We consider risk management to be a key priority to ensure the continuity and stable development of our businesses and endeavor to take an active approach to risk management across our operations. We have established the Recruit Group Risk Management Regulations, which provide a comprehensive risk management structure and reporting system for the entire group, and the Recruit Group Escalation Bylaws, which aim to achieve prompt reporting and information sharing related to major issues within the Company.

Risk Management Committee

The Holding Company established the Risk Management Committee, which serves as an advisory body to the Board of Directors, with Corporate Executive Officers as members. The Committee monitors the status of each of the SBU risk management functions, and engages in comprehensive discussions concerning the risks affecting the Company based on a group-wide risk map addressing the risk items of the Company including each SBU. The Risk Management Committee then selects the high-priority risks of the Company and implements appropriate countermeasures including monitoring policies.

Risk Management Structure in the Holding Company and Each SBU

We have established the position of Director of the Board in charge of the Risk Management Division, and this Director also serves as our Managing Corporate Executive Officer. Because we believe that the viewpoints and perspectives appropriate for responding to such risks differ between Japan and overseas markets, we have assigned separate Corporate Executive Officers in charge of Japan (Risk Management Japan) and overseas (Risk Management International) matters to serve under the Risk Management Division of Recruit Holdings with the aim of responding to the high-priority risks applicable to each relevant region in a manner that is appropriate to the characteristics of such region.

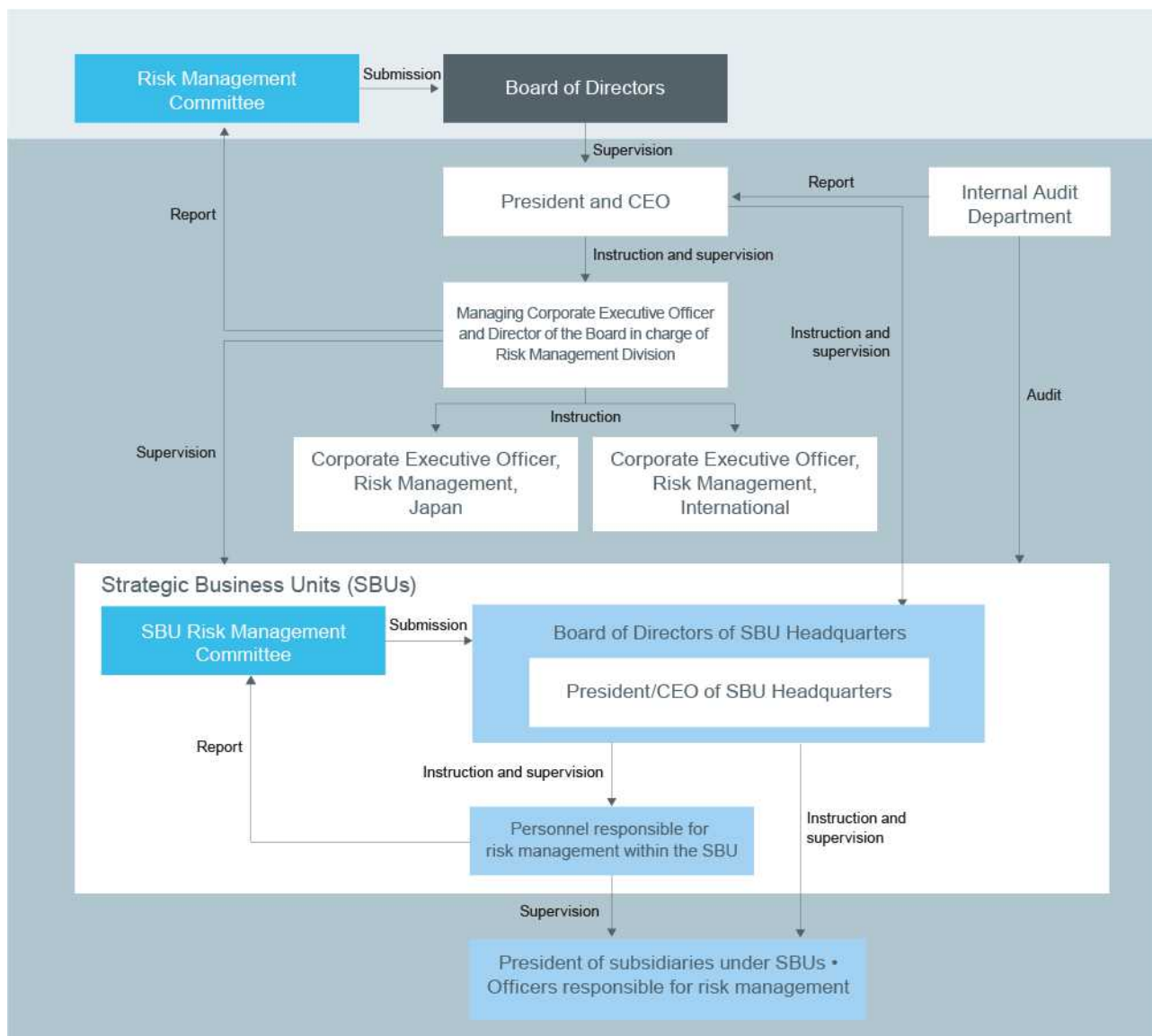
The department in charge of risk management shares information and collaborates with our Internal Audit Department in a timely manner so that our Internal Audit Department can efficiently conduct operational audits of the status of responses to high-priority risks of the Company.

Risk management structure of each SBU is as follows.

- Subsidiaries of each SBU are required to carry out risk management functions by identifying relevant risks, assessing materiality of such risks, and implementing countermeasures in response to such risks. The SBU Headquarters of each SBU appoints personnel responsible for risk management within the SBU with the task of overseeing the risk management function of the SBU and monitoring the risk management status related to the business of the SBU including its subsidiaries.
- The SBU Risk Management Committee convenes on a semi-annual basis in order to assess and discuss the risks concerning the businesses operated under the SBU, determine high-priority risks relevant to the SBU and implement countermeasures, and monitor the risk management status of such risks. The Managing Corporate Executive Officer and Director of the Board in charge of the Risk Management Division of Recruit Holdings also participates in the SBU Risk Management Committee meetings to oversee the status of risk management functions in each SBU.

The Risk Management Division of the Holding Company, which oversees the secretariat of the Risk Management Committee, regularly reports on risk management activities to our Board of Directors, and has established a structure and reporting system that enables the Board of Directors to properly monitor the status of risks affecting the Company and the countermeasures in response to such risks.

Our Risk Management Structure



High-Priority Risks and Key Countermeasures

Among the risks that may affect the Company's financial condition, results of operations and cash flows, the high-priority risks that the Directors of the Board and Corporate Executive Officers perceive to be of particular importance and require countermeasures are as follows.

For a detailed explanation of risks associated with Data Security and Data Privacy, which is identified as one of the high-priority risks below, please refer to "The Company may be subject to liability and regulatory action or suffer reputational damage if the Company is unable to maintain the security and the privacy of its data or maintain effective policies and procedures for the storage, management, usage and protection of personal, confidential or sensitive information." under the caption "Risks Related to the Company's Business" below.

Risks associated with Data Security and Data Privacy

Risk Awareness

The Company acquires, manages, and utilizes personal information, including the information of a large number of individual users, in each of our SBUs. We believe it is our obligation not only to comply with the laws of each area and country, but also to respect and protect the privacy of individual users in conformity with the expectations of society.

In the unlikely event of an incident involving personal information, this may not only cause great inconvenience to individual users, but we may suffer from a loss in the value and reputation of our brand and confidence in our services from our individual users. We are also aware that we may be subject to business suspension orders, fines and other sanctions by the authorities, as well as lawsuits filed by individual users or business clients, which could seriously harm the Company's operating results.

For this reason, the Risk Management Committee of Recruit Holdings and the Risk Management Committee of each SBU recognize that data security and data privacy are high-priority risks and continue to implement appropriate measures.

Key Countermeasures¹

Depending on the importance of the data or information in our possession, as well as the characteristics of the data or information to be protected, we have established structures and reporting systems, and measures necessary for each country and area's laws and regulations. For example, we monitor for unauthorized access, detect and block computer viruses, preserve communications and access records that may be used for investigations, and conduct periodic vulnerability tests.

Countermeasures relevant outside of Japan (overseas)

In order to meet industry requirements with regard to data privacy, we have established standards for responding to the laws and regulations in each jurisdiction, such as the GDPR in Europe, CCPA in the State of California, United States, and others. With regard to data security, we have established reference standards such as NIST, ISOs, and CIS20, according to the business and risk characteristics of each SBU.

Countermeasures relevant to Japan

With regard to data privacy, we have established a "Personal Data Policy" and established a privacy center. With regard to data security, we have established dedicated security departments, such as Recruit-CSIRT, to detect damage at an early stage, implement measures to minimize such damage and prevent data breaches.

The Company is proceeding with the implementation of the above measures upon consideration of the necessity of such measures as well as the order of priority of implementing various measures with respect to each subsidiary within the Company.

¹ Here, we describe the key countermeasures that we believe to be effective, as of the date of this document, in mitigating the anticipated impact of our high-priority risks on the performance of our businesses. However, it is possible that such countermeasures may not be effective due to a number of reasons, including information leakage caused by human error or voluntary acts by our personnel or other parties. In addition, even if such countermeasures are appropriately implemented, there is no guarantee that the risks affecting our businesses will be eliminated. Furthermore, it is possible that the significance or nature of the risks we face may change or that the effectiveness of our measures to address such risks may decrease due to amendments to existing laws and regulations or the introduction of new laws and regulations concerning the handling of personal information in the future, the development of new methods of unauthorized access or computer viruses or other factors.

Risks That May Affect the Company's Financial Condition, Results of Operations and Cash Flows

The Company is subject to a number of risks and uncertainties, including but not limited to those described below. Our business, results of operations, financial condition and cash flows could be materially and adversely affected by any such risks and uncertainties.

In particular, COVID-19 affects many of the individual risks described below. In light of the importance of the risks relating to COVID-19 as of the date of this document, we have presented an overview of these risks under the section titled "The Company's results of operations could be adversely affected by the recent developments relating to the COVID-19 pandemic in the Company's main operating markets and globally." below.

The following contains forward-looking statements, which reflect the Company's assumptions, estimates and outlook for the future based on the Company's plans and expectations as of March 31, 2022 unless the context otherwise indicates.

Summary

Risks Related to the Company's Business

1. The Company's results of operations could be adversely affected by the recent developments relating to the COVID-19 pandemic in the Company's main operating markets and globally.
2. The Company's results of operations could be adversely affected by negative economic, social and geopolitical conditions in the Company's main operating markets and globally.
3. Competition in the various industries in which the Company operates could reduce its profitability or result in a decrease in its market share.
4. The Company may be unable to innovate and adapt with sufficient speed to meet the rapidly changing needs and preferences of its individual users and business clients.
5. The Company must rapidly advance its technological capabilities.
6. The Company may not succeed in executing its business strategies, and its estimate of the scope and size of its total addressable market may not be correct.
7. The Company's past and future acquisitions, joint ventures and strategic alliances could fail to deliver the anticipated benefits or otherwise have an adverse effect on the Company's businesses and results of operations.
8. The Company's expansive global operations expose it to various risks and challenges.
9. The Company's inability to attract and retain qualified employees and maintain a positive work environment for its employees could harm its business and inhibit its ability to operate, grow and achieve innovation successfully.
10. The Company may be subject to liability and regulatory action or suffer reputational damage if the Company is unable to maintain the security and the privacy of its data or maintain effective policies and procedures for the storage, management, usage and protection of personal, confidential or sensitive information.
11. Information technology systems are a critical part of the Company's operations and any cyberattacks, systems failures or other disruptions affecting these systems could have an adverse effect on its business.
12. The Company's software applications may contain defects.
13. The Company's businesses are subject to various laws and regulations.
14. The Company may be subject to legal and arbitration proceedings and litigation, which could be costly and could materially and adversely affect its brands, reputation, business and results of operations.
15. Our reputation and those of our brands are important to our success, and any damage to them could materially and adversely affect our business, financial condition and results of operations.
16. The Company relies on third-party service providers, such as search engine platforms, data center providers, payment providers, sales agents and Internet service providers in various areas of its business.

17. The Company's advertising, sales and marketing efforts may be ineffective, may lead to increased costs and may negatively affect its revenue and margins.
18. The Company's business operations are exposed to natural disasters, terrorism, pandemics, calamities or other factors.
19. Any impairment of the Company's non-current assets, including goodwill and intangible assets, or fluctuations in the value of its securities holdings, could adversely affect its results of operations or financial condition.
20. The Company may have additional tax liabilities.
21. Fluctuations in currency exchange rates could materially and adversely affect the Company's business, financial condition and results of operations.
22. The Company relies on borrowings to finance its operations, and factors such as increases in interest rates for its borrowings could materially and adversely affect us.
23. The Company's operating results may fluctuate, which makes its results difficult to predict and could cause its results to fall short of expectations.
24. The Company's stock price may be volatile or difficult to predict due to fluctuations in its operating results or other factors.

Detailed Description

1. The Company's results of operations could be adversely affected by the recent developments relating to the COVID-19 pandemic in the Company's main operating markets and globally.

The global spread of COVID-19 has created significant uncertainty, financial market volatility and global macroeconomic disruption. As a result, economic conditions in the Company's main operating markets, including Japan, the United States, Europe and Australia have significantly changed. In response to the outbreak of COVID-19, authorities in various countries implemented and continue to implement numerous measures to try to contain the spread of the disease, such as travel bans and restrictions, quarantines, shelter-in-place orders and lockdowns and other restrictions on mobility and targeted activities.

While these restrictive measures have been relaxed in many countries, it is possible that such measures or additional measures could be reimposed to the extent that COVID-19 infections increase due to the emergence of new variants or otherwise. Accordingly, the future economic impact of the COVID-19 pandemic and the countermeasures adopted in responses thereto remains highly uncertain and may vary significantly in terms of severity and duration depending on the country, and it is possible that economic conditions could be affected in some or all of the Company's main operating markets for an extended period.

The Company operates its businesses through each of its three SBUs, HR Technology, Media & Solutions and Staffing, each of which were variously impacted by COVID-19. For HR Technology, while hiring demand of business clients has recovered as restrictive measures have been relaxed and economic activities have recovered in many countries, job seeker activities were relatively muted due to fear of COVID-19, care responsibilities, and financial cushion. As a result of hiring competition on Indeed and Glassdoor, revenue of HR Technology continued to increase. However, there is no assurance that this trend will continue and job advertising revenue on Indeed and Glassdoor could be adversely impacted if and when the labor market normalizes and competition for talent between companies eases.

Also, the HR Technology segment can be adversely affected if some business clients' hiring activities diminish due to the emergence of new variants of COVID-19 or if business clients become cautious about hiring while assessing the economic situation and future potential restrictions from local and national governments around the world.

The Media & Solutions segment comprises Marketing Solutions and HR Solutions which mainly operate in Japan. Marketing Solutions has been adversely affected by reduced demand for advertising services due to decreased demand for travel and dining and the cancellation and postponement of wedding ceremonies as a

result of various restrictive measures imposed in Japan. While economic activities are on a recovery trend, the outlook is uncertain as those businesses are susceptible to changes in the business environment including the imposition of COVID-19 related preventative measures. Also, this segment may be impacted by more lasting changes in demand for these services in Japan in response to COVID-19 such as fundamental societal shifts in attitudes towards travel, dining or wedding ceremonies. Revenue will continue to decline to the extent business clients temporarily suspend spending on advertising or choose lower priced advertising packages as a result of the weak business environment.

HR Solutions has also been adversely affected as a result of reduced hiring demand resulting from various restrictive measures imposed in Japan. While hiring demand is on a recovery trend as business clients' operations gradually recover, the outlook is uncertain as hiring demand is expected to fluctuate depending on the business environment.

In addition, if the Company's business clients, such as SMEs that have been particularly affected by the spread of COVID-19, are faced with financial difficulties or are unable to conduct their business, the Company may not be able to collect its accounts receivable, which would adversely impact its business results.

Regarding Air BusinessTools by the Media & Solutions segment, the increase in the number of registered accounts of AirPAY has not been significantly affected by the spread of COVID-19. However, the number of registered accounts, particularly for AirPAY, may increase at a slower rate or decline if business clients choose to suspend their subscriptions in response to the weakened business environment.

The Staffing segment comprises Japan and Europe, US, and Australia. For Japan, although demand for temporary staff showed a recovery trend in the fiscal year ended March 31, 2022, it is uncertain how sustainable the recovery trend will be. For Europe, US, and Australia, although revenue showed a growth trend in the fiscal year ended March 31, 2022 as economic activities recovered and demand for COVID-19 related roles was high, it is uncertain how long such COVID-19 related demand is sustainable.

In addition to the risks discussed above, the Company's business and financial results may be negatively impacted by COVID-19 due to any of the following:

- If the Company is unable to promptly and effectively address changes in the needs and preferences of business clients and individual users, the Company's market share and revenue may be negatively affected.
- In the case where forecasted financial results decline over the long term, the Company may be required to recognize impairments of goodwill or intangible assets recorded in connection with acquisitions that exceed impairment losses it has already recognized.
- The Company's liquidity may be negatively impacted if its creditworthiness declines as a result of declining financial performance or a weakening of the business environment, or if the Company is unable to collect, or experiences delays in collecting, receivables.
- Exchange rates may be volatile as a result of unstable currency exchange markets.
- The Company may be unable to obtain financing on attractive terms or at all due to an economic downturn, volatility in financial markets, increases in interest rates, decreases in its creditworthiness or credit ratings downgrades, declining financial performance or weakening of the business environment.
- The Company may experience operational or business disruptions, or be forced to suspend certain operations or businesses, in certain operating markets if a large portion of its workforce or third-party service providers are unable to support its business or are otherwise affected by COVID-19.

2. The Company's results of operations could be adversely affected by negative economic, social and geopolitical conditions in the Company's main operating markets and globally.

The performance of the Company's businesses is generally sensitive to economic, social and geopolitical conditions in its main operating markets, including Japan, the United States, Europe and Australia, as well as global economic conditions more generally.

In the Company's HR Matching business, the results of its operations are sensitive to negative developments in the labor and employment market resulting from economic downturns or uncertainty. In times of negative economic conditions, employers may reduce spending on job advertising and other job placement and staffing services or reduce hiring employees or temporary staff due to cost cutting initiatives or increased access to qualified job seekers without the use of advertising or other third-party services. Any such reduction in spending or hiring by employers would in turn reduce demand for the Company's HR Matching business.

In addition, in the Company's Marketing Solutions in its Media & Solutions segment, adverse economic conditions may affect its business clients' demand for its services due to reduction in advertising expenditures and other cost reduction initiatives or changes in consumer spending activity that negatively affect their businesses. Negative economic trends also typically result in lower sales and downward competitive pressure on the pricing of the Company's services across its businesses, and the Company may be unable to reduce selling and administrative expenses without negatively impacting its market presence, quality of service, infrastructure or capacity to respond to future increases in demand for its services. As a result, the Company's results of operations have historically been negatively impacted by economic downturns.

The outlook for the economy in the Company's main operating markets remains highly uncertain and could be adversely affected by a range of economic, social and geopolitical developments.

In particular, as described in the immediately preceding risk factor, the COVID-19 pandemic and the various countermeasures adopted in response thereto and the implementation of national policies and the termination of existing measures in anticipation of the containment of the COVID-19 have negatively affected economic activity globally, including consumer and business activity, and the duration and extent of the future impact of COVID-19 remains highly uncertain. Although economic conditions in some countries have shown signs of improvement due to restrictive measures being lifted, more widespread availability and administration of vaccines and other factors, there is no assurance that this trend will continue.

In addition, with respect to Japan, the economic environment continues to be challenging due to a number of other factors, including continued deflation and longer-term challenges surrounding the impact of unfavorable demographic trends such as the declining birthrate and the decline and aging of the overall population. In the United States, trade tensions between the United States and China and other major trading partners, as well as other trade policies being pursued, pose challenges. Any of these regional factors as well as factors outside of the Company's main operating markets, including the impact and potential escalation of the military conflict between Russia and Ukraine and related international sanctions imposed on Russia, which have caused significant increases in energy prices, volatility in financial markets and other disruptions, as well as a slowdown of economic growth in China and the potential escalation of geopolitical risks associated with the Middle East and North Korea, could impact the regional economy and the global economy more generally.

3. Competition in the various industries in which the Company operates could reduce its profitability or result in a decrease in its market share.

The markets in which the Company operates are highly competitive, and competition has generally intensified in recent years across its businesses. In particular, certain of the Company's operating markets have relatively low barriers to entry, which enables new competitors, including those operating in different industries, to enter these markets relatively easily.

In addition, the Company's ability to keep pace with increasingly rapid advances in technology is also a key competitive factor in many of its businesses. If the Company fails to adapt to changes in technology or if its competitors develop more advanced technologies than those of the Company, its competitive position and

market share could be materially and adversely impacted. The Company may be unable to maintain its competitive position in its operating markets by relying on the strength of its brands, its ability to navigate current laws and regulations, financial resources and individual user and business client bases or other competitive advantages.

The Company's current and potential competitors include large global technology companies, including platform businesses, and a variety of global and regional companies operating in one or more of its target markets. These companies may have more advanced technological resources, more compelling business models, greater financial resources, more competitive pricing or ability to provide such pricing, greater global or regional brand awareness, larger user bases, stronger relationships with business clients, greater access to potential employees, temporary staff and other personnel or superior service, sales, marketing and other resources than the Company has.

Market shares, particularly in Internet-based services in the Company's HR Technology and Media & Solutions segments, have in the past been subject to significant shifts from time to time due to the relative ease for individual users to switch to other services. As a result, the Company's ability to compete effectively depends on its ability to achieve continued innovation and to improve the functionality of existing services and introduce compelling new services in order to effectively respond to the evolving needs and preferences of individual users and business clients.

If the Company fails to keep providing services that gain market acceptance among individual users and business clients and are differentiated from services provided by its competitors, the Company's competitive position and market share could be materially harmed.

The Company's Media & Solutions segment has a strong market position and has achieved the top market share in terms of revenue for many of its core businesses in Japan, which may make future growth for these businesses more challenging relative to other businesses. If the Company is unable to convince its business clients to maintain or increase their spending with it or if the Company is unable to expand its client base, the Company may not be able to continue to grow these businesses. Even if the Company is able to maintain and further increase its market share, the Company's margins may decrease if the Company is forced to undertake additional advertising and marketing expenditures, lower its pricing for existing services or introduce new services with lower profitability to do so.

4. The Company may be unable to innovate and adapt with sufficient speed to meet the rapidly changing needs and preferences of its individual users and business clients.

The Company's business model depends on its ability to offer individual users and business clients services that meet their respective needs and preferences. Accordingly, maintaining the Company's competitive position and market share requires that the Company adapt quickly to changes in such needs and preferences.

For example, increased use of the Internet, social network platforms, mobile devices and other new technologies, such as video conferencing and voice activated speakers, has resulted in information being available more rapidly in real time while new technologies have made it relatively easy for new entrants to build user bases relatively quickly without significant investment. In particular, the Company's ability to offer effective mobile applications that provide individual users with an appealing, easy-to-use mobile experience is an increasingly important factor in maintaining and growing its individual user base and direct user traffic for many of its online services. These and other changes in technology and user behavior have in turn resulted in changes in the needs of the Company's business clients.

The Company must invest significant resources to continually enhance and improve its existing services and to introduce new and innovative features and services that are compelling to individual users and business clients and respond effectively to rapidly evolving technology and the way it is used or implemented by individual users or business clients. If the Company is unable to accurately identify and understand the changes in the needs of its individual users and business clients, including the appropriate balance between such changes in the needs and interests of its individual users and business clients, or if the Company fails to improve or develop its products and services to meet the needs of its individual users or business clients and predict or respond to technological changes in a timely and cost effective manner before its competitors, the Company's individual users and business clients may discontinue use of its products and services.

The Company's businesses are also affected by changes in business client preferences and how and to what extent business clients choose to use its services.

A substantial portion of the Company's revenue is generated from business clients advertising on the Company's online platforms in its HR Technology and Media & Solutions segments. For certain services, the Company provides more flexible arrangements to meet the needs of business clients including SMEs, and contracts with such business clients are sometimes in the form of relatively short-term advertising arrangements. These short-term arrangements may expose the Company to the risk that its business clients may switch their advertising to competing platforms or reduce the amount of their spending on the Company's platforms, or may not continue to do business with the Company entirely.

In addition, the Company's business clients could decide to reduce or eliminate the budgets they are willing to commit to it if the Company does not provide effective advertising solutions, or if they do not believe that their investment in advertising with it will generate a competitive return relative to other alternatives.

Individual user preferences may change in a manner that increases the Company's costs, such as expenditures required for development of new features or services or increased expectations for user perks or other programs that result in additional costs.

In addition, initiatives taken to respond to rapid changes in individual user needs or preferences can reduce the profitability of the Company's existing services and business models, and there is no assurance that the Company will be able to adjust its business models, including maintaining the appropriate balance between the needs and interests of its individual users and business clients, or develop new business models that allow it to maintain profitability.

5. The Company must rapidly advance its technological capabilities.

The markets in which the Company competes are characterized by rapidly changing technologies, which in turn impact individual user and business client demands and the competitive environment more generally. The Company accordingly believes it is critical to continuously invest in and improve its technological capabilities, the functionality of its system infrastructure and the reliability of its products and systems in response to technological innovation.

In addition, because many of the Company's services are provided over the Internet, the Company needs to continuously modify and enhance its platform to keep pace with changes in Internet-related hardware, software, communications and database technologies and standards. If the Company is unable to respond in a timely and cost-effective manner to these rapid technological developments and changes in standards, the Company's platform may become less marketable, less competitive, or obsolete, and its operating results will be harmed. In addition, the Company may be required to make significant investments in order to advance its technological capabilities, which could in turn impact its profitability.

Developing new technology presents significant technical and business challenges and risks, including the following:

- the Company may invest in technologies or uses of technology that ultimately fail to deliver the benefits the Company anticipates or become obsolete by the time they are launched or fully implemented;
- the Company must attract, train and retain highly skilled engineers and managers in order to build, maintain and expand its information technology services and achieve innovation, and these engineers and managers may be difficult to recruit and expensive to retain;
- the number of different types of mobile devices in use, or the applicable technical standards, could further diversify including as the result of the adoption of 5G mobile technology across the Company's operating markets, substantially increasing its product development and modification costs, and the Company may be unsuccessful in developing appealing products for these devices;
- the Company may fail to maintain or update its technological infrastructure, products and systems to rapidly changing industry or technical standards;

- the cost of upgrading the Company's technology or implementing and operating new technology may be substantial and such upgrades or implementations may not be cost effective;
- any upgrades to the Company's technology and infrastructure may not achieve the desired results or may otherwise prove ineffective;
- the Company may face competition from businesses that have implemented new technology faster than it or make better use of such technology than the Company does;
- products and services incorporating new technology may contain bugs, defects or other design flaws; and
- the continuous development of new devices and technologies makes it difficult to predict future trends in the areas in which the Company operates.

6. The Company may not succeed in executing its business strategies, and its estimate of the scope and size of its total addressable market may not be correct.

In order to achieve further growth of the Company's business, the Company has adopted a number of business strategies as well as its long-term strategic objectives for each of its operating segments. The Company's business strategies entail achieving sustainable growth through the development of a broad, geographically diverse portfolio of businesses and calls for the expansion of existing businesses along with entry into and development of new businesses, in part through prudent use of strategic alliances and acquisitions. Furthermore, the Company's strategies may not be effective, or the Company may be forced to change its strategies in the future due to any number of factors.

The Company has established a number of strategies for each of its operating segments that the Company believes will allow it to achieve long-term revenue and profit growth. However, each of these strategies is subject to a number of risks and uncertainties, including the following:

HR Technology

In the Company's HR Technology segment, the Company intends to pursue continued growth in its online job advertising business primarily through the Indeed and Glassdoor hiring platforms, while expanding its capabilities through continued growth investments including acquisitions. However, the Company's ability to achieve growth may be largely impacted by developments in overall economic and labor market conditions.

In addition to these external factors, revenue growth may also depend on the Company's ability to grow its user and customer base, increase the number of sponsored jobs as well as prices for its hiring services as it automates more of the recruiting process for its customers. As the HR matching market expands, revenue growth of the HR Technology segment will also depend on its ability to capture a larger share of the market.

In addition, the Company's recruitment automation solutions may not grow at the pace the Company currently anticipates due to a variety of factors, such as business clients' being less willing to adopt recruitment automation than the Company expects.

Also, the Company may fail to capitalize on anticipated market opportunities for a variety of reasons, such as its failure to adapt to new technologies, the failure of the integration strategy of Indeed and Glassdoor to achieve the intended benefits, changes in the needs of individual users and business clients in the employment market and the constantly evolving regulatory and competitive landscape. As a result, there is no assurance that the Company will be able to achieve growth to the extent the Company expects or at all, or that its investments will achieve the expected benefits.

Media & Solutions

In the Company's Media & Solutions segment, the Company operates its online platforms as well as SaaS solutions targeting SMEs for its Marketing Solutions and HR Solutions businesses. The Company may be unable to grow its business in this segment if SMEs do not adopt its SaaS solutions including Air BusinessTools or its online platforms to the extent or within the timeframe the

Company expects, or if the Company is required to incur significant costs to acquire new clients, whether due to the Company's failure in effectively acquiring new individual users or SMEs as business clients or the Company's services being less attractive or innovative than those offered by its competitors.

Staffing

In the Company's Staffing segment, the Company intends to focus on improving profitability across its global operations. However, the Company may experience decreases in profitability, or be unable to achieve improvements in profitability to the extent the Company expects due to the tightening of regulations in any of its major operating environments, or other factors.

The Company also intends to invest in expanding its presence in the market for its HR Matching business. While the Company's HR Matching business currently operates in the online job advertising market through its HR Technology and Media & Solutions segments, the Company also intends to continue expanding technology-driven solutions from its HR Technology segment that offer different pricing models and create cost efficiencies through automation of traditional human-driven processes in the direct hire, retained search, internal recruitment automation, and temporary staffing markets. For example, the Company has introduced Indeed Hiring Platform, a product that allows employers to manage the hiring process – from posting through interview – directly on Indeed with no additional software.

However, there can be no assurance that the Company will be able to successfully develop and introduce such solutions or that its solutions will gain market acceptance, and the Company may be unable to achieve a return on its investments in these new solutions. Moreover, although the Company has a long-term vision of offering cloud-based recruitment automation solutions that connect job seekers and employers without traditional human-driven processes, there is no assurance that the Company will be able to realize this vision due to a number of factors, including its failure to develop effective solutions or the lack of demand for such solutions materializing or regulatory restrictions. In addition, even if the Company is successful, such development may also result in a reduction in the profitability of its existing traditional businesses.

In assessing its market opportunities, the Company estimates the total addressable market for its businesses based in part on third-party data and in part on its own market research and assumptions. However, there can be no assurance that any estimates of the Company's total addressable market are accurate indications of its actual growth opportunities. In particular, certain of the Company's targeted markets, such as the internal recruitment automation market, are in the early stages of development, which makes the opportunities in these markets inherently difficult to estimate. As a result, the growth opportunities of the Company's businesses may be less than expected, and the Company may misallocate resources in pursuing such growth opportunities.

As the Company expands its existing services or launches new ones, the Company may face intense competition, greater than expected costs in establishing or expanding services and hiring and training the necessary personnel, difficulties predicting market and individual user and business client trends and the performance of its new businesses, returns from new initiatives that are smaller than expected or slower to materialize, unanticipated costs and difficulties, or other challenges that prevent it from successfully realizing its business goals.

On the other hand, it is also possible that the Company may need to exit from existing businesses or withdraw from planned investments or expansions if the Company determines that such business would not yield the desired impact or the growth potential of such business could not justify the required investment outlay. In these cases, such an exit or withdrawal may cause the Company to incur substantial costs and its business, financial condition and results of operations could be materially and adversely affected.

7. The Company's past and future acquisitions, joint ventures and strategic alliances could fail to deliver the anticipated benefits or otherwise have an adverse effect on the Company's businesses and results of operations.

As part of the Company's business strategy, the Company has actively engaged in acquisitions, minority investments, joint ventures and other strategic alliances with third parties primarily to expand its businesses globally, acquiring new users, to expand its product and service offerings and acquiring related technologies.

For example, the Company acquired Glassdoor, Inc. in June 2018 in order to expand and strengthen its HR Technology segment. The Company intends to continue to pursue acquisitions and other strategic investments or alliances in the future as attractive opportunities emerge.

Acquisitions, strategic investments and alliances entail a number of risks, including, among others:

- expenses incurred and difficulties in integrating or assimilating the operations, technology, personnel and culture of acquired businesses;
- the inability to realize the synergy effects, such as technological development, expansion of individual user traffic and business client base or cost reductions, that were anticipated in connection with the transaction;
- the difficulty in ensuring that an acquisition reaches its required regulatory compliance standards;
- the potential disruption of, and the distraction of management from, the Company's regular business operations;
- difficulties and substantial costs in connection with retaining the individual users, business clients, key management or employees of an acquired company;
- the possibility that strategic alliance partners could later become competitors and utilize the know-how and business relationships they developed or acquired while in partnership with the Company;
- the failure to ensure that the companies acquired operate in accordance with the Company's regulatory compliance standards;
- with respect to foreign acquisitions and global expansion, uncertainty regarding, and changes in, foreign laws and regulations, local restrictions on foreign investments and challenges with respect to different employee/employer relationships, labor conditions, existence of workers' councils and labor unions, cultural, linguistic or operational differences and additional risks arising from the local and regional social, political, regulatory and economic environment;
- the possibility of overestimating the value of an acquired company, underestimating its legal or contingent liabilities or receiving insufficient indemnification of liabilities or insufficient escrowed amounts or insurance to secure such indemnities from the seller;
- recording significant goodwill and intangible assets that could be subject to future impairment, as described elsewhere in this section; and
- incurrence of additional debt in connection with financing acquisitions and investments.

As a result of such risks, the Company may not be able to fully realize the benefits that the Company anticipates from any given transaction, including increased revenue and profits and other expected strategic benefits, within the expected timeframe or at all.

Furthermore, for strategic reasons, the Company has in the past acquired and may in the future acquire target companies that are unprofitable, and the consolidation of such target companies into its overall results may materially and adversely affect its consolidated financial condition and results of operations.

Although the Company conducts due diligence reviews of acquisition targets, there can be no assurance that its due diligence process will disclose all relevant risks, legal, compliance or regulatory issues, losses and other liabilities or that its assessment of the target's risks and liabilities will be accurate. In particular, with respect to acquisitions and investments in the technology sector, the Company may have difficulty accurately assessing the future viability and growth trajectory of target companies or technologies, especially where the relevant technologies are in the early stages of development and still relatively untested or are rapidly evolving in ways that are difficult to predict. As a result of these uncertainties, technology companies that the Company acquires may not attain profitability in the timeframe the Company expects or at all, and the Company may be unable to achieve the expected benefits from its investment.

The Company may also face uncertainties when the Company acquires companies with a limited operating history or a management system that requires improvement, which is often the case for early stage

companies the Company targets in the technology sector, including potential compliance issues or liabilities that were not identified in due diligence. Accordingly, such risks, losses or other liabilities could have an adverse impact on the Company's business, financial condition and results of operations.

In addition, in cases where the Company acquires non-controlling interests in entities, the Company may not have the capability to effectively monitor or exercise control over the management of the entities in which the Company invests or the direction that the entity will take. As a result, the Company may not be able to cause any companies in which the Company holds non-controlling interests to implement what the Company views as optimal management policies or strategies that would enable it to achieve the expected benefits from strategic investments. This could have an adverse effect on the Company's business, financial condition and results of operations. In addition, joint ventures and other strategic alliances could limit the Company's future flexibility to work with other potential partners.

While the Company intends to continue to explore future opportunities for acquisitions, business alliances and other strategic investments, there is no assurance that the Company will be able to correctly identify attractive opportunities. Even if the Company does correctly identify potential acquisitions, alliances and investments that the Company believes would further its growth strategy, the Company may be unable to negotiate favorable terms with the target company or otherwise be unable to pursue the opportunity due to its inability to secure the necessary financing or obtain necessary regulatory approvals or other reasons.

8. The Company's expansive global operations expose it to various risks and challenges.

The Company has operations in a number of countries and regions including Japan, the United States, Europe and Australia, and the Company is working to further expand its businesses globally. However, the performance of its operations in any particular country or region could suffer or might otherwise fail to meet its expectations due to the following factors, among others:

- adverse economic conditions in the global economy or in its main operating markets as a result of the COVID-19 pandemic;
- poor regional or national economic and political conditions that could adversely impact, among other things, the advertising spend of its business clients;
- difficulties complying with legal or regulatory requirements and oversight by local regulators;
- changes in legal or regulatory requirements that could impact its operating strategies, access to global markets, hiring, and profitability;
- differing individual user and business client expectations and preferences;
- lower availability of Internet access and adoption of mobile devices;
- taxation issues;
- difficulties adapting to local market practice or local culture and customs;
- labor disputes or strikes;
- adverse political developments or general political uncertainty;
- linguistic and communication difficulties;
- a worsening of international relations involving any of the countries in which the Company operates;
- seasonal reductions in business activity;
- a higher risk of litigation in certain regions;
- restrictions on share ownership by foreign entities;
- difficulties hiring and retaining highly skilled management personnel, engineers and other staff;
- lower brand name recognition; and
- difficulties in monitoring business the Company conducts across a diverse range of countries and regions.

Unfavorable performance of the Company's global operations for the above reasons or any other factors would have an adverse effect on its businesses and results of operations. In addition, the Company's exposure to the risks discussed above will increase as its global operations continue to expand.

9. The Company's inability to attract and retain qualified employees and maintain a positive work environment for its employees could harm its business and inhibit its ability to operate, grow and achieve innovation successfully.

For the Company's businesses to be successful, many of its employees must have high levels of technical skill and know-how, strong client relationships and client management skills, a thorough understanding of relevant markets and other specialized knowledge, and have a strong drive to innovate, all of which are in high demand in the Company's industries.

In order for it to remain competitive, grow its businesses and adapt its business models to changing markets, the Company needs to attract, develop and retain talented personnel in a number of areas including management, engineering, sales, and other fields and develop a diverse workforce that brings a wide range of unique backgrounds and perspectives to its businesses. The Company must also continually train its employees to respond to changes in the market for its products and services and evolving technology.

In addition, the Company must also maintain a positive and safe work environment that provides the necessary support and flexibility for its employees and temporary staff in its temporary staffing business, including allowing for remote working arrangements where necessary. Any failure to maintain a positive working environment could result in the infringement of the civil rights of such employees or temporary staff, which could harm the Company's reputation and brands or materially and adversely affect its business, financial condition and results of operations.

Any failure to hire, train, retain, motivate and manage the required workforce may limit the Company's growth, damage its reputation, negatively affect its financial performance, impede its ability to achieve innovation and otherwise harm its business.

In particular, talented and experienced IT engineers have become increasingly important in the Company's HR Technology and Media & Solutions segments. Due to the Company's increasing dependence on and the scarcity of such engineers, the Company's success going forward depends in part on its ability to continue to recruit, train, develop and retain such personnel, which could have a negative impact on its profitability if the Company is required to pay higher compensation to secure or retain qualified personnel.

If the Company loses key personnel, including key members of its management team and engineers, to competitors or at a rate greater than the Company anticipates, or if the Company has difficulty attracting new, highly talented employees, the Company's reputation and its business, financial condition and results of operations could be materially and adversely affected. There is also a risk that a former employee could utilize knowledge and business relationships developed while employed with it in a competing business.

10. The Company may be subject to liability and regulatory action or suffer reputational damage if the Company is unable to maintain the security and the privacy of its data or maintain effective policies and procedures for the storage, management, usage and protection of personal, confidential or sensitive information.

Due to the nature of the Company's business operations, and the large number of individual users who utilize its services and transmit and store personal information through its systems, the Company possesses a substantial amount of personal, confidential or otherwise sensitive information with respect to current, past or prospective individual users, business clients, and business partners.

The requirements under the Act on Protection of Personal Information of Japan (Act No. 57 of 2003, as amended), or the Act on Protection of Personal Information that apply to the Company's handling and use of personal information in its Japanese operations have come more stringent. For example, an amendment to the Act on Protection of Personal Information, or the Amendment came into effect in April 2022. The Amendment is mainly intended to, among others, enhance data subjects' rights, tighten obligations to be imposed on business operators and introduce new rules concerning the use of data. The Company is also subject to laws and regulations regarding personal information in the other countries in which the Company

operates, such as the General Data Protection Regulation, or the GDPR, in the EU. Furthermore, many individual US states, such as California, which enacted the California Consumer Privacy Act of 2018, or the CCPA, and the California Privacy Rights Act of 2020, or the CPRA, which will go into effect in 2023, are also increasing regulatory compliance standards regarding the handling and use of personal information.

Certain of these regulations impose fines or direct liability on businesses for data breaches where data security systems are found to be inadequate, in some cases regardless of harm to the affected users, and the potential amount of fines or liability can be substantial. For example, certain violations of the GDPR and the CCPA can result in significant fines or liability, even in some cases where individual users experienced no harm. Compliance with these laws and regulations, the requirements and interpretations of which may differ significantly from country to country, has become more complex in recent years due to the increasing awareness of management of personal, confidential and sensitive information.

Accordingly, the cost of complying with these laws and regulations is substantial and has been increasing. In addition, such laws and regulations related to the handling and use of personal, confidential and sensitive information have become stricter in recent years and may become even more stringent in the future, or the Company may change its policies concerning handling and usage voluntarily or in response to violations of applicable laws and regulations, perceived wrongdoing or for other reasons. As a result, it may become difficult for it to utilize certain information that is critical to the Company's existing products and services or to develop new products and services, which in turn may harm its ability to maintain or grow the number of the Company's individual users or business clients.

Authorities in various countries are considering a number of legislative and regulatory proposals concerning data protection, including measures to ensure that encryption of users' data does not hinder law enforcement agencies' access to that data. In addition, as many consumer and data protection laws and regulations have been in force for a relatively short period, the interpretation and application of consumer and data protection laws and regulations are often uncertain and in flux, and it is possible that these laws and regulations may be interpreted and applied in a manner that is inconsistent with the Company's current data practices.

If the Company fails to comply with any such laws and regulations, the Company could suffer damage to its reputation and its brands, including loss of confidence in its platforms by individual users, business clients or other third parties or in its ability to manage its businesses by current or potential individual users, business clients and business partners. The Company could also be subject to liability or regulatory investigations or legal or other actions from regulators, users or other third parties relating to actual or alleged violations of laws and regulations surrounding data protection and privacy or otherwise. Any new restrictions or limitations relating to data protection and security may result in the deterioration of the quality of the Company's products and services that rely on data and its overall competitive advantage, and possibly result in a loss of individual users or business clients or necessitate a revision or overhaul of its business models and strategies.

The personal and other data the Company collects in connection with its business as well as the technologies the Company uses to manage this data have become increasingly important parts of its business, and the Company relies on the integrity of its systems and security procedures to ensure adequate protection of its data.

However, there can be no assurance that the Company's efforts to ensure the security and proper management of such information will be fully effective. In particular, the Company has in the past experienced cyberattacks of varying degrees targeting its services, and there can be no assurance that such attacks will not occur in the future or that the Company will be able to successfully protect its data from unauthorized access in the event of any future attacks.

In such an event, the number of individual users affected, due to the size of the Company's user base, could be extremely large, potentially resulting in a correspondingly large liability. In addition to cyberattacks, information could be leaked or improperly accessed, used or handled as a result of a range of factors including third-party security breaches, system failures or errors, software bugs, inadequate policies or procedures, employee error, malfeasance, hacking, theft, faulty password management or other irregularity.

Any unauthorized disclosure or use of, or other failures to properly store, manage or protect, personal, confidential or sensitive information, including any failure to obtain valid consent from affected individual

users or business clients, could adversely affect the Company's businesses in a number of ways, including legal liability stemming from claims from individual users, business clients, temporary staff or other third parties, or government investigations, actions or sanctions.

The Company may also incur additional expenses associated with updating or strengthening its systems, policies and procedures, either voluntarily or in response to administrative guidance or other regulatory initiatives. In addition, such incidents could create a negative public perception of the Company's operations or harm its reputation and brand, which could in turn decrease its individual users' and its business clients' confidence in it and damage its relationships with them, causing current or potential individual users or business clients to decline to use its services.

11. Information technology systems are a critical part of the Company's operations and any cyberattacks, systems failures or other disruptions affecting these systems could have an adverse effect on its business.

The analysis, storage, retrieval, management and security of large amounts of data is an important part of the Company's business. Any impairment in the reliability or availability of, or any security breach in, the Company's information systems due to cyberattacks, systems failures or other factors could:

- have an adverse effect on its products and services and their continued availability;
- result in negative publicity about it or its brands or harm its brand strength, reputation and relationships with individual users and business clients;
- harm the continued adoption of its services by individual users and business clients or negatively impact accessibility, performance and load times of its services, which could cause a loss of individual user or business client traffic on its services;
- subject it to legal and regulatory risk including litigation, government investigations or other legal actions;
- result in large monetary judgments or a duty to remediate against it, or result in it voluntarily offering monetary or other compensation to affected parties; and
- materially and adversely affect its business, results of operations and financial condition.

Although the Company has implemented policies and procedures to address these risks, no system can be designed to be completely immune to breaches or outages. The Company's systems are not fully redundant and its disaster recovery planning may not be sufficient. System interruptions and malfunctions can occur for a number of reasons, including cyberattacks, hacking, computer viruses, sabotage, human error, natural disasters, power failures, software errors, hardware problems, network failures, terrorism, geopolitical conflict, difficulties with the Company's service providers, overwhelming online traffic and similar factors.

In particular, cybersecurity-related attacks, intrusions and disruptions, including through spyware, viruses, phishing, denial of service and similar attacks by criminal organizations, hackers, foreign governments and terrorists, have become increasingly prevalent in the Company's industry. The Company has in the past experienced cyberattacks of varying degrees targeting its services, and there can be no assurance that such attacks will not occur in the future or that the Company will be able to successfully defend its systems from any future attacks. In addition, the Company has seen, and expects to continue to see, industry-wide vulnerabilities, such as the Log4j vulnerability reported in December 2021, which could affect the Company's and other parties' systems.

Certain of its services have also experienced downtime due to systems disruptions or other outages. As the Company expands its information technology-based offerings to support business clients' workflows, the Company may be more likely to experience malfunctions of this kind despite any preventative measures the Company may take, which may result in legal liability for damages or voluntary compensation or other costs or in damage to its reputation.

For example, as part of its efforts to expand operational and management support services for its business clients including SMEs, the Company launched Air BusinessTools, which includes such cloud-based services as point-of-sale (POS) and payment systems. If the Company experiences systems failures in connection

with such services, the Company may be held responsible by its individual users and business clients for losses, and the perception of the reliability of its services and its overall reputation could be negatively impacted.

In addition, the Company depends on third parties to provide and maintain certain of its information systems, and accordingly some system problems and failures may be outside of its control. For example, the Company relies on third-party cloud infrastructure providers to host all of its cloud-based services, and its reliance on cloud infrastructure providers will increase as the Company intends to migrate more of its services and data storage to cloud infrastructure in the future. Potential security breaches to the systems of these third-parties, whether resulting from internal or external sources, could significantly harm its business. Furthermore, the cost of developing, maintaining and expanding its information technology infrastructure could also increase substantially in the future.

12. The Company's software applications may contain defects.

The Company provides certain of its services to individual users and business clients through software applications and in some cases, such as AirPAY, a payment system service offered through Marketing Solutions in its Media & Solutions segment, hardware devices, including mobile and online applications that are highly technical and complex.

The Company's software applications or hardware devices may contain bugs and other defects that interfere with their intended operation that the Company is unable to detect prior to introducing the relevant service. Any defects the Company does not detect and fix may prevent it from providing its services in a responsive and reliable manner and could cause degradations or interruptions of service, negative experiences for individual users and business clients, repair or remediation costs, delays in the release of new products or versions, difficulties in adequately protecting the data of its individual users and business clients or legal liability from various issues such as loss or leakage of confidential or personal information or under applicable regulatory regimes. In particular, as many of its online services have significant user bases, any defects in the Company's software applications could potentially affect a significant user population.

As a result of any such defects, the Company may suffer damage to its reputation, loss of individual users or business clients, loss of revenue or liability for damages, any of which could adversely affect its business and financial results.

In addition, in certain of its businesses, the Company provides its business clients with platforms through which they operate key business functions, such as online reservations, POS, cash registers, payments, and attracting and connecting with individual users.

If there is any defect in the software used to provide these platform services, the Company's business clients may experience disruptions in their business operations or losses or leakage of sensitive or personal data relating to their business or their users, and the Company expects its exposure to these risks will increase as the Company expands its SaaS business through Air BusinessTools, a comprehensive suite of tools aimed at enhancing the efficiency and productivity of business clients including SMEs, in its Media & Solutions segment.

13. The Company's businesses are subject to various laws and regulations.

The businesses that the Company currently operates, as well as those that the Company may operate in the future, span many fields and countries and consequently are subject to a variety of laws and government regulations such as personal information and data protection, electronic communications, consumer reporting, labor, civil rights and social welfare, anti-bribery, taxation and antitrust laws.

Furthermore, the Company is required to obtain government permission or approval or to register for licenses in order to conduct certain of its businesses, and certain of its businesses are subject to supervision and monitoring by regulatory authorities.

Being subject to these laws and regulations exposes its businesses to certain risks. As a general matter, the legal and regulatory structures that apply to the Company's various businesses are complex and even an inadvertent failure to comply with them could result in fines, penalties, losing permission to operate some of

its businesses, being ordered to suspend operations, litigation and other legal proceedings and have an adverse effect on its reputation.

Furthermore, future changes in such laws or regulations or entry into new regulated businesses could necessitate costly compliance expenditures and increase the risk that the Company could fail to comply with applicable requirements or miss business opportunities as a result of restrictions imposed or delays caused by responding to such changes in laws or regulations.

Any new or amended laws and regulations may require it to change its business models or practices, or may prevent it from conducting existing businesses or entering into new businesses, which could adversely impact its business and results of operations and impede it from executing its growth strategy as planned.

For example, there have recently been active discussions among companies globally regarding civil rights and social welfare issues, and if the Company is unable to appropriately respond to changes in the laws and regulations concerning such issues, the Company's brand and reputation may be adversely affected. In addition, taxes imposed on the use of social media, digital services or other mobile applications in certain countries, or other actions by governments that may affect the accessibility of its products or users' technology usage patterns in their countries, may cause a decline in its individual users' engagement with its products.

HR Technology

The Company's HR Technology segment is subject to various laws and regulations. For example, in the United States, the Company's activities may be subject to the Communications Decency Act, the CCPA, the Telephone Consumer Protection Act, the Wiretap Act, the Stored Communications Act and the Fair Credit Reporting Act as well as various state legislation covering the same or similar topics. In addition, the Company's HR Technology segment is also subject to other regulations including the GDPR in the EU and the Act on Protection of Personal Information and the Employment Security Act in Japan.

If any new laws and regulations are introduced, or if existing laws and regulations are amended or interpreted in a manner that is unfavorable to us, the Company's HR Technology segment operations may become subject to additional restrictions and costs, and it may require significant time and resources to respond to any new or amended laws or regulations.

For example, there are currently legislative proposals to amend the Communications Decency Act in the United States to significantly increase the Company's potential liability by eliminating or reducing immunities currently available to its platforms which publish material posted by third parties, such as reviews and job solicitations. As another example, the proposed Algorithmic Accountability Act in the United States, similar proposed laws regarding Artificial Intelligence, and interpretations of existing U.S. civil rights laws, may require it to undertake additional compliance costs in implementing its search algorithms and may reduce the effectiveness and confidentiality of its algorithms depending on the extent of government intervention.

Other laws may restrict the use of algorithms or background checks regarding potential employee candidates or even the ability to make recommendations regarding candidates, all of which could have a negative impact on its business. In addition, there are a variety of new laws and proposals in the United States on the federal, state and even local levels placing new security and privacy obligations on companies that handle personal data which could place burdens on the Company that may negatively affect its business.

Additionally legislators are examining companies that maintain digital marketplaces, such as the Indeed search engine, and may place restrictions on companies placing their own products on such marketplaces. The applicable laws and regulations in the technology sector are still evolving, particularly in Europe and the United States, and more stringent laws and regulations concerning the technology sector may be implemented in the future.

For example, if new requirements or restrictions are imposed on the collection, use and analysis of information regarding user behavior in connection with its services, the Company may be restricted from using such information as planned and be forced to change its strategy and business practices.

As a result of any of the foregoing, the business, financial condition and results of operations of its HR Technology segment may be adversely affected.

Media & Solutions

In the Company's Media & Solutions segment, the Company's various services are subject to a number of laws and regulations. For example, the Company is subject to personal information and data protection laws relating to individual user and business client data stored on its systems. With respect to the Company's payment business of its Marketing Solutions, which is offered through AirPAY, which is a cloud-based payment service, the Company is also subject to regulations under the Installment Sales Act of Japan (Act No. 159 of 1961, as amended), or the Installment Sales Act, and are operating with the registration from and under the supervision of the Minister of Economy, Trading and Industry.

In addition, the Company's placement service of its HR Solutions operates on a fee basis with the permission of the Minister of Health, Labour and Welfare in compliance with the Employment Security Act. Changes to the applicable regulations could affect the pricing of the Company's fees. Noncompliance with applicable laws, rules and regulations could lead to the loss of permission to operate or being directly ordered to suspend operations.

Staffing

The Company's Staffing segment is also subject to a number of laws and regulations relating to temporary staffing and employment.

The Company's Staffing segment in Japan operates with a license from and under the supervision of the Minister of Health, Labour and Welfare and is also subject to the Act for Securing the Proper Operation of Worker Dispatching Undertakings and Protection of Dispatched Workers of Japan (Act No. 88 of 1985, as amended), or the Staffing Labor Act and related rules and regulations.

Any business that provides staffing services in Japan but does not comply with applicable laws, rules and regulations, including the Staffing Labor Act, is subject to the risk of being issued a business improvement order, losing its permission to operate as a staffing business or being directly ordered to cease its operations. If temporary workers suffer a work-related accident, the Company may be obligated to make compensation payments as the dispatching agency.

The Company's Overseas operations in the Company's Staffing segment are concentrated in the United States, Europe and Australia. Laws and regulations regarding temporary staffing in these regions may be implemented on a state-by-state (or, in the case of the European Union, member state-by-member state) basis, as well as on a federal, nationwide or region-wide basis. It is also possible that any failure to comply with local laws, rules or regulations in the Company's Overseas operations in its Staffing segment, whether in the United States, Europe, Australia or elsewhere, could result in it losing permission to operate its businesses in the relevant jurisdiction.

In Japan, the Staffing Labor Act was amended to introduce new protections for temporary staff. In addition, regulations that amend the Staffing Labor Act to require less compensation disparity between permanent and temporary workers, which is often referred to as "Equal Pay For Equal Work," came into effect in April 2020. Although these new regulations have not significantly impacted its business, the Company may in the future incur additional costs as a result, which could negatively impact the financial results of its Staffing segment.

Further reforms may be proposed in the future that would introduce additional restrictions on permitted staffing in certain industries and provide additional protections for temporary staff, which could negatively impact the Company's business and results of operations.

As a general matter, future changes in employment-related laws and regulations in Japan and overseas could necessitate costly compliance expenditures and increase the risk that the Company could fail to comply with the applicable requirements.

Changes related to any of the above could materially and adversely affect the Company's business, financial condition and results of operations.

14. The Company may be subject to legal and arbitration proceedings and litigation, which could be costly and could materially and adversely affect its brands, reputation, business and results of operations.

The Company is subject to litigation and other legal and arbitration proceedings in the ordinary course of its business.

The Company may in the future be subject to claims, allegations, lawsuits, including class action lawsuits, minimum statutory penalties and regulatory investigations regarding antitrust or competition law violations, patents and other intellectual property, the protection of personal information, data privacy and security, consumer protection, tax, labor and employment, commercial disputes, content generated by its individual users, goods and services offered by advertisers or publishers using its platforms, false or deceptive advertising, delivery of services and alleged actions or other issues relating to the monitoring of its temporary staff, among other matters, from individual users, business clients, competitors, regulators and others, including proceedings originally commenced against third parties such as its individual users and business clients. These proceedings can be expensive and disruptive to its normal business operations.

In addition, the Company cannot be certain that its services, products and features do not infringe on the intellectual property rights of others, and the Company may be subject to infringement claims from third parties. In certain countries non-practicing entities have purchased patents for the sole purpose of filing lawsuits based on these patents or obtaining license fees on them. These proceedings are often protracted and costly, regardless of the merit of the claims involved, and the results may be difficult to predict. The Company cannot be certain that it will succeed in defending future claims, that judgments will not be rendered against it or that any reserves the Company set aside or insurance policies will be adequate to cover any such judgments.

A determination adverse to it in any of these legal proceedings could result in significant costs, penalties or fines or require the Company to pay royalty fees and modify its services and products in order to provide non-infringing substitutes or cease the use of certain services, products or features altogether, which could materially and adversely affect its brands, reputation, business and results of operations.

15. The Company's reputation and those of its brands are important to its success, and any damage to them could materially and adversely affect the Company's business, financial condition and results of operations.

The Company believes that the brand identity the Company has developed has significantly contributed to the success of its business and will continue to be a significant competitive factor going forwards. The Company depends on its brands and reputation to maintain and expand its user base, which in most businesses comprises mainly general consumers who tend to have a relatively high level of sensitivity to and awareness of brand and reputation. The Company's business clients, which include a large number of SMEs, are also highly sensitive to our brand and reputation.

The Company's brand and reputation could be harmed due to a number of factors, including defects or errors in its services, cyberattacks and other cybersecurity breaches, failure to adequately protect individual user and business client data, inadequate investments to maintain and enhance its brand and reputation, its competitors' achieving greater brand recognition, adverse media coverage or rumors including on the Internet or social network platforms about it or its business, regardless of whether such content is true or not, misconduct by its employees or its temporary staff, claims against it by its temporary staff or employees relating to its employment practices, unpermitted use of its brands by a third-party, unfavorable litigation or other factors, regardless of whether such damage was caused by its fault or the fault of others.

Furthermore, as the use of technology and data in its business has become increasingly important, the use of algorithms such as artificial intelligence in its services and its use and management of data on its platforms could lead to negative outcomes or be viewed negatively by some individual users and business clients and adversely affect its reputation and brands.

In addition, in the event that the Company, or one of its individual users or business clients in any of its businesses, engage in misconduct or inappropriate behavior or acts through its platforms or engage in illegal activity such as infringement of third-party intellectual property, violation of personal privacy rights, libel or any other illegal act or malfeasance, its reputation and that of its brands could be materially damaged directly or by association due to its relationship with such individual user or business client.

For example, for certain of the Company's platforms such as its job search engines that provide content or host advertisements that come from or can be influenced by third parties, its reputation or brands may be negatively affected if its individual users or business clients engage in misconduct, illegal activity or other inappropriate behavior such as web spam, phishing, impersonating other people or organizations or posting false, misleading or inappropriate job information or user generated content (UGC) such as employer information or other information. The Company has limited ability to affect the behavior of individual users and business clients, and even in the event that it is able to do so its proposed solution may not be satisfactory to all affected parties. In such cases the Company could be subject to claims or legal proceedings, face harm to the Company's and its brands' reputation, business and results of operations.

The Company is also subject to the risk that third parties could imitate its products or services or use its brands, trademarks, logos or other intellectual property without permission.

Although the Company believes it has in place robust protections for its intellectual property, there can be no assurance that these measures will be successful in preventing others from infringing its intellectual property rights and damaging its and its brands' reputation. Effective intellectual property protection may not be available in every country in which our products and services are made available. In addition, the Company may not be able to discover or determine the extent of any unauthorized use of our proprietary rights, particularly as policing the Internet for improper use of our brands, trademarks and logos increases in difficulty as the Internet expands. Other parties could also initiate claims or legal proceedings alleging that the Company infringes their proprietary rights, which may result in the loss of its ability to use certain brands, trademarks or logos, which could damage our market presence and reputation.

16. The Company relies on third-party service providers, such as search engine platforms, data center providers, payment providers, sales agents and Internet service providers in various areas of its business.

The Company relies on third-party service providers in a number of critical areas of its business. The occurrence of any of the below, including the termination or deterioration of its relationships with such third-party service providers, could materially and adversely affect its competitiveness and its business, financial condition and results of operations.

Certain of the Company's services in its HR Technology and Media & Solutions segments rely on Internet search engines provided by global technology companies primarily for the purposes of ensuring its individual users access to its online platforms. User traffic on the Company's online platforms can be significantly impacted by changes in the search algorithm of the search engine operators or as a result of actions by its competitors that render online search results through its third-party search providers less favorable to us, which would in turn impact its business and presence among users.

The Company's HR Technology segment also relies on third-party publisher networks to drive traffic to its platforms by adding its content to their websites. Any failure of such publisher networks to effectively promote its services could result in reduced user traffic and harm to its business and competitive position.

The Company also offers mobile applications through the platforms of third-party global technology companies to enhance the accessibility of its services and expand its individual user traffic. If the Company becomes unable to provide its applications through these platforms, either due to vendor policies, platform updates or otherwise, the Company's ability to expand its mobile user base and increase user traffic on its services would be adversely affected.

Furthermore, the Company relies on third-party data center providers in its operations, and any disruption or interruption to the data center service or deterioration of the network performance of such service, as well as any increase in server usage fees or other additional costs, could materially and adversely affect the Company's competitiveness and its business, financial condition and results of operations.

The Company also relies on third parties to provide certain payment methods and payment processing services, including the processing of credit card transactions. As a general matter, any third party that has access to data on its systems is a potential entry point for unauthorized access, which exposes it to the risk of security breaches of such third-party systems.

The Company also makes use of third-party sales agents or media agencies to manage sales to, and other relationships with, the Company's business clients to enhance its sales ability and maintain a cost structure that allows it to respond more flexibly to economic volatility. However, the Company's reliance on such sales agents involves certain risks. In particular, because the Company generally works closely with these sales agents over long periods of time, the loss of a sales agent reduces the strength of its sales network and could result in the loss of business clients and transfer of know-how to a competitor.

Additionally, the Company exerts less direct control over third-party sales agents compared to its own employees, and the agents' actions in the course of their work for it or otherwise may harm its reputation or expose it to litigation.

The Company's online services also more generally depend on the ability of the Company's individual users and business clients to access its services through the Internet. Currently, this access is provided by companies that have significant market power in the broadband and Internet access marketplace, and these providers may take measures that could degrade, disrupt, or increase the cost of user access to certain of its products by restricting or prohibiting the use of their infrastructure to support or facilitate its offerings, or by charging increased fees to the Company or its users to provide its offerings.

The Company's services may also be subject to government-initiated restrictions or blockages in some jurisdictions. Any such interference or disruption of access to its online services through the Internet could result in a loss of existing individual users and business clients and increased costs, and could impair its ability to attract, maintain or increase the number of users, customers and advertisers, thereby harming its revenues and growth.

Furthermore, any limitation from the Company's third-party Internet access providers on the use of third-party cookies could reduce its ability to provide targeted information to its individual users and negatively impact various areas of its business.

17. The Company's advertising, sales and marketing efforts may be ineffective, may lead to increased costs and may negatively affect its revenue and margins.

As part of its strategy to expand its business, the Company engages in advertising, sales and marketing activities in order to increase recognition of new or existing services and expand its individual user and business client bases. The Company is substantially dependent on its advertising, sales and marketing operations to maintain brand recognition and user traffic on its services and to acquire new business clients and enhance client satisfaction with its services.

In particular, as many Internet users rely on search engines to refer them to products and services, the Company's HR Technology segment and Media & Solutions segment depend in part on various such search engines to generate user traffic on its websites, particularly when the Company expands into new markets or business areas where the Company does not have an established presence. Thus, maintaining a strong search engine ranking is an important factor in the Company's success in those businesses, and the Company may be required to incur expenses to enhance its search engine rankings as the Company seeks to maintain and expand the market presence of certain businesses. However, there is no guarantee that such efforts to enhance its search engine rankings would yield the outcome the Company desires.

The Company may also engage in other advertising including online, television and radio advertising to increase awareness of its services on the Internet and more generally among potential individual users and business clients. In the Company's Staffing segment, the Company may also rely on advertising to increase registered temporary staff, particularly in markets where there are labor shortages.

Although the Company may undertake significant additional advertising, marketing and sales costs in order to expand certain businesses, the Company's efforts may not be effective in building its brand recognition or expanding its business to the extent the Company expects or at all.

18. The Company's business operations are exposed to natural disasters, terrorism, pandemics, calamities or other factors.

Despite any preparatory measures the Company takes, the Company's business operations, technology infrastructure, employees and physical assets will remain subject to the risk of fire, earthquakes, tsunamis, typhoons, hurricanes and other natural disasters, blackouts and other power losses, acts of terrorism, criminal cyberattacks, power loss, pandemics and other catastrophic events. Any of these events could impact the Company's ability to provide its services or otherwise operate its business, including due to disruptions affecting the workforce the Company needs to operate its business including its employees, employees of its service providers and its temporary staff, business restrictions under stay-at-home orders and other government measures or damage to its properties.

In particular, any of these catastrophic events could result in disruptions to its operations, including failure of its information systems or data servers that have not been backed up, and in such circumstances its ability to successfully implement its business continuity plan will be crucial to its recovery. In the event that the Company experiences a system failure or systems delays, particularly if these issues are widespread within its infrastructure, or are unable to fully implement its business continuity plan, the Company may be unable to offer certain products and services, and even if they are available, the Company's Internet-based products and services may experience increased load times or other disruptions.

In such an event, the Company's individual users may become dissatisfied and reduce their usage of its products and services or switch to those of its competitors. In addition, disruptions to the business or information systems of its individual users and business clients could damage its brand and reputation and lead to reduced revenues, errors in the transactions that the Company is involved in, or other problems.

In addition, large-scale natural disasters could have secondary adverse effects, such as the destruction or incapacitation of or other harm to its business clients' business operations or deterioration in economic conditions generally or causing its individual users to refrain from engaging in lifestyle activities.

Any of these outcomes could impair the Company's business operations and materially and adversely affect its business, results of operations and financial condition.

19. Any impairment of the Company's non-current assets, including goodwill and intangible assets, or fluctuations in the value of its securities holdings, could adversely affect its results of operations or financial condition.

The Company may be required to record a significant charge on its consolidated financial statements during the period in which any impairment of its non-current assets is determined. Impairment may result from, among other things, deterioration in performance, adverse market conditions, adverse changes in applicable laws or regulations, including changes that restrict the activities of or affect the products and services the Company provides, challenges to the validity of certain registered intellectual property, disposals of group assets, changes in its strategies and a variety of other factors.

Accordingly, any determination of impairment of goodwill or other intangible assets could have a material adverse effect on the Company's results of operations.

Moreover, to the extent that the Company acquires early stage companies that have not achieved profitability, the Company may be subject to impairment risk relating to any goodwill and intangible assets recorded in connection with the acquisition.

In addition to goodwill and intangible assets, the Company's other non-current assets, including property and equipment and investments in associates and joint ventures, are also subject to the risk of impairment.

Furthermore, the Company also holds equity securities of certain companies it considers to be necessary business partners in order to maintain and strengthen business relationships with these companies to support its long-term growth. The Company generally recognizes changes in the fair value of these securities as part of other comprehensive income, which has the effect of increasing or decreasing its retained earnings. Declines in the value of such securities could thus have an adverse effect on its financial condition.

20. The Company may have additional tax liabilities.

The Company is subject to income taxes in Japan and many foreign jurisdictions. Significant judgment is required in determining its worldwide provision for income taxes. In the ordinary course of the Company's business, there are many transactions and calculations where the ultimate tax determination is uncertain. The Company regularly is under audit by tax authorities in different jurisdictions.

Economic and political pressures to increase tax revenue in various jurisdictions may make resolving tax disputes favorably more difficult. Although the Company believes its tax calculations are reasonable, the final determination of tax audits, and any related litigation in the jurisdictions where the Company is subject to taxation could be materially different from its historical tax calculations. The results of an audit or litigation could have a material effect on its consolidated financial statements in the period or periods in which that determination is made.

The Company earns a portion of its operating income from outside Japan, and any repatriation of funds currently held in foreign jurisdictions to Japan may result in higher effective tax rates for the Company. In addition, there is risk that the Company's tax exposure could be adversely affected if, for example, tax related laws and regulations, including the interpretation thereof, change due to political or economic conditions in the jurisdiction in which the Company operates.

Further, because the Company is subject to tax examinations by relevant tax authorities on a regular or irregular basis, it is difficult to accurately predict their timing and results. The Company's exposure to the above tax risks could materially and adversely affect its business, results of operations and financial condition.

The Company may also become subject to new taxes applicable to online businesses based on changes in tax laws and regulations and enforcement of such laws and regulations by tax authorities. In particular, some countries have enacted or are considering digital services taxes, which could lead to inconsistent and potentially overlapping international tax regimes. In addition, the Organization for Economic Cooperation and Development (OECD) has been working on a Base Erosion and Profit Shifting Project that, if implemented, would change various aspects of the existing framework under which tax obligations are determined in many of the countries in which the Company operates. More than 140 countries have tentatively signed on to an OECD framework that imposes a minimum tax rate of 15%, among other provisions. As this framework is subject to further negotiation and implementation by each member country, the timing and ultimate impact of any such changes on the Company's tax obligations are uncertain.

However, there are a number of uncertainties surrounding the actual procedures for applying any of these taxes, and the financial impact of any such taxes on the Company's business and results of operations is unclear.

In addition, in the United States, the Company may become subject to increased state sales taxes in connection with possible changes to its service offerings. In addition, state tax authorities may assert additional state taxes are owed based on interpretations of the current law.

Any changes to international tax laws could impact the tax treatment of the Company's foreign earnings and adversely impact its effective tax rate. Further, changes to tax laws and additional reporting requirements could increase the complexity, burden and cost of compliance.

Due to the large and expanding scale of the Company's international business activities, any changes in taxation of its activities or the combined effect of tax laws in multiple jurisdictions may increase its worldwide effective tax rate, increase the complexity and costs associated with tax compliance (especially if changes are implemented or interpreted inconsistently across tax jurisdictions), and adversely affect its results of operations and financial condition.

21. Fluctuations in currency exchange rates could materially and adversely affect the Company's business, financial condition and results of operations.

The Company has substantial operations outside Japan and have significantly expanded its global businesses in recent years. The Company principally conducts its global business transactions in foreign currencies, in particular the US dollar, the Euro and the Australian dollar.

Foreign currency-denominated assets and liabilities are reported in the relevant local currencies and then translated to Japanese yen at the period-end applicable exchange rate, while foreign currency-denominated results of operations are reported in local currencies and then translated to Japanese yen using the spot exchange rate at the date of the transaction or a rate that approximates such rate.

As a result of these factors, fluctuations in foreign currencies against the Japanese yen may adversely affect the impact of favorable results or amplify the impact of unfavorable results at the Company's overseas subsidiaries.

Although the Company may enter into derivatives transactions to hedge a portion of its foreign currency exchange rate risk, there is no assurance that its hedging efforts will be effective in protecting the Company against exchange rate fluctuations. Depending on the size of the exposures and the relative movements of currency exchange rates, if the Company chooses not to hedge or fail to hedge its exposures effectively, the Company could experience a material adverse effect on its results of operations and financial condition.

Furthermore, volatility in foreign exchange rates could negatively affect economic conditions in the Company's operating markets, potentially leading to decreased advertising spending by its business clients or harm its ability to execute acquisitions or other strategic transactions abroad, which is an important piece of its strategy for growth globally, at an acceptable price.

22. The Company relies on borrowings to finance its operations, and factors such as increases in interest rates for its borrowings could materially and adversely affect it.

Although the Company finances its operations and investment activities primarily through operating cash flows, the Company also obtains financing through loans from banks and other financial institutions and issuing bonds in the capital markets. The Company may incur additional indebtedness in the future depending on the overall funding environment including interest rate trends. Increases in interest rates could substantially increase its financing costs and may impair its ability to borrow necessary funds on a timely basis.

In addition, the Company's creditworthiness may decline in the future due to adverse changes in the Company's financial condition or business, which would negatively affect its ability to obtain additional borrowings in the future on terms that are acceptable to the Company or at all.

The Company may enter into additional borrowings in the future that may subject it to covenants or other restrictions that can impede its ability to manage its operations.

If the Company fails to comply with such covenants, the repayment of the principal of, or accrued interest on, the Company's loans could be accelerated or the Company could be required to post collateral to secure its borrowings. The Company may also have difficulties in obtaining additional financing on acceptable terms to the extent that its credit ratings decline.

In addition, as a holding company with no business operations of its own, the Company relies on cash flows from subsidiaries to meet its obligations, including to service any debt obligations. The Company's subsidiaries may be restricted in their ability to pay cash dividends or to make other distributions to it and therefore, the Company's ability to meet its obligations may be adversely affected by such restrictions.

23. The Company's operating results may fluctuate, which makes its results difficult to predict and could cause its results to fall short of expectations.

The Company's operating results may fluctuate as a result of a number of factors, many of which are outside of its control.

As a result, comparing its operating results on a period-to-period basis may not be meaningful, and you should not rely on its past results as an indication of its future performance. The Company's operating results in future periods may fall below market expectations as well as its internal business objectives or financial targets. For example, although its HR Technology segment has been a key growth driver in recent years, it is uncertain whether its HR Technology segment will continue to achieve revenue growth at the expected pace or at all. Any of these events could cause its stock price to fall. Each of the risk factors listed in this section in addition to the following factors may affect the Company's operating results:

- its ability to continue to attract and retain individual users and business clients to its services, including by successfully responding to changes in individual user preferences and business client needs;
- its ability to keep pace with rapid changes in technology;
- the amount of revenues and expenses generated and incurred in currencies other than Japanese yen, and its ability to manage the resulting foreign exchange risk;
- the amount and timing of advertising expenses, other operating expenses and capital expenditures related to the maintenance and expansion of its businesses;
- its focus on long-term goals over short-term results;
- acquisitions and other strategic investments;
- introduction of new businesses, products, services and technologies; and
- changes in economic conditions or the business environment, including due to the impact of the COVID-19 pandemic.

Because its businesses are changing and evolving, the Company's historical operating results may not be useful to you in predicting its future operating results.

24. The Company's stock price may be volatile or difficult to predict due to fluctuations in its operating results or other factors.

The trading price of its common stock has been, and is likely to continue to be, volatile. In particular, the Company's operating results may fluctuate significantly due to a number of factors, including the various risk factors discussed in this section, which could negatively affect its stock price.

In addition, the trading price of the Company's common stock may fluctuate significantly in response to numerous other factors, many of which are beyond its control, including:

- the financial projections the Company may provide to the public, any changes in these projections or its failure to meet these projections;
- actions of securities analysts who initiate or maintain coverage of the Company, changes in financial estimates by any securities analysts who follow it, or its failure to meet these estimates or the expectations of investors;
- additional shares of its common stock being sold into the market by the Company, its existing stockholders, or in connection with acquisitions, or the anticipation of such sales;
- changes in the Company's dividend policy or planned share repurchases;
- investor sentiment with respect to the Company's competitors, its business partners, and its industry in general;
- announcements by the Company or its competitors of significant products or features, technical innovations, acquisitions, strategic partnerships, joint ventures or capital commitments;
- changes in operating performance and stock market valuations of technology companies in the Company's industry, including its competitors;
- price and volume fluctuations in the overall stock market, including as a result of trends in global political or economic conditions;
- the inclusion, exclusion, or deletion of the Company's stock from any trading indices;
- media reports regarding the Company's business and financial performance;
- lawsuits threatened or filed against the Company, or developments in pending lawsuits;
- developments in anticipated or new legislation or regulatory actions; and

- other events or factors, including those resulting from pandemics, war or incidents of terrorism, or responses to these events.

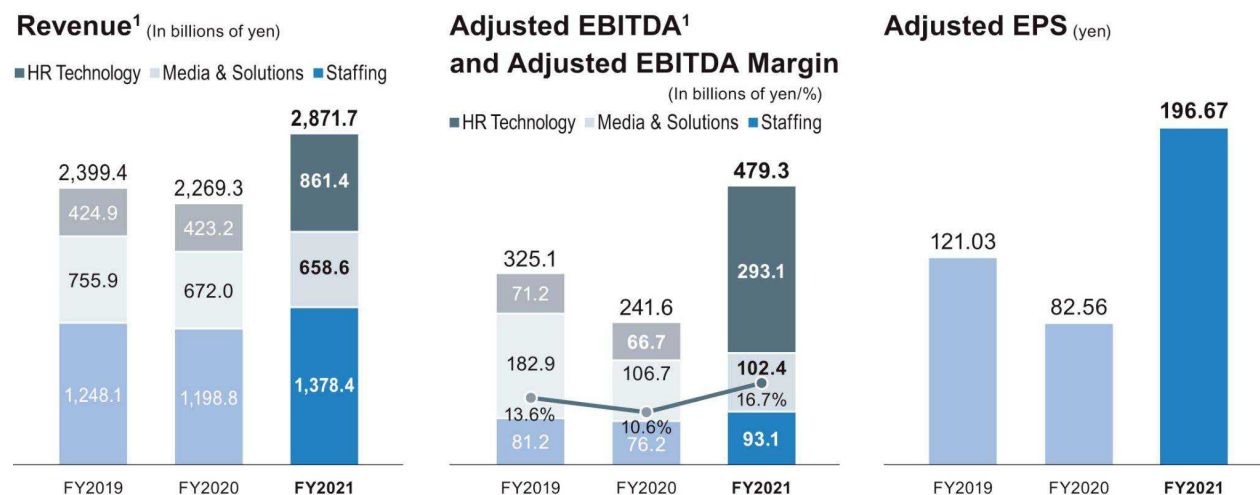
Broad market and industry fluctuations and general economic, political and market conditions, such as recessions, interest rate changes or foreign currency exchange fluctuations, may negatively impact the market price of the Company's common stock regardless of its actual operating performance.

Management's Discussion and Analysis of Financial Position, Results of Operations, and Cash Flows

The following contains forward-looking statements, which reflect the Company's assumptions, estimates and outlook for the future based on the Company's plans and expectations as of March 31, 2022 unless the context otherwise indicates.

Consolidated Results of Operations for FY2021

Consolidated Results of Operations



¹ The sum of the three segments does not correspond with consolidated figures due to eliminations and adjustments, such as intra-group transactions.

In the US and Europe, the economic activity recovered as vaccine rollouts progressed, resulting in increased hiring demand during FY2021. In Japan economic activity was impacted by the state of emergency and priority preventative measures in Q1 and Q2 of FY2021, but the impact of any COVID-19-related measures in the second half of FY2021 was limited.

Consolidated revenue for FY2021 was 2.87 trillion yen, an increase of 26.5% year over year. Excluding revenue of 79.0 billion yen from the Rent Assistance Program by The Small and Medium Enterprise Agency of the Ministry of Economy in Japan ("Rent Assistance Program") from the previous fiscal year, consolidated revenue for FY2021 increased 31.1% year over year. The increase is mainly due to the significant revenue growth of HR Technology. Revenue in Media & Solutions also increased excluding the impact of Rent Assistance Program, and revenue in Staffing also increased. Excluding the positive impact of exchange rate movements of 97.6 billion yen, consolidated revenue for FY2021 increased 22.2% year over year.

Consolidated operating income for FY2021 was 378.9 billion yen, an increase of 132.7% year over year.

Profit before tax for FY2021 was 382.7 billion yen, an increase of 127.1% year over year.

Profit for FY2021 was 297.7 billion yen, an increase of 126.1% year over year and profit attributable to owners of the parent for FY2021 was 296.8 billion yen, an increase of 125.9% year over year.

Consolidated adjusted EBITDA margin for FY2021 was 16.7%, an increase from 10.6% for the previous fiscal year, due primarily to a margin growth in HR Technology.

Adjusted EBITDA for FY2021 was 479.3 billion yen, an increase of 98.4% year over year, and adjusted EPS for FY2021 was 196.67 yen, an increase of 138.2% year over year.

Research and development expenses in FY2021 were 85.0 billion yen, consisting primarily of compensation expenses for engineering and other technical employees responsible for the development of new products

and enhancement of existing products using new technologies. The majority of research and development expenses were related to HR Technology.

Significant accounting policies, estimates, and assumptions

The consolidated financial statements of the Company have been prepared in accordance with IFRS.

The significant accounting policies used for the preparation of the consolidated financial statements are mainly described in “Financial Information, Consolidated Financial Statements and Notes, 3 Significant Accounting Policies.”

The significant accounting estimates and assumptions used for the preparation of the consolidated financial statements are mainly described in “Financial Information, Consolidated Financial Statements and Notes, 4. Significant Accounting Judgments, Accounting Estimates and Assumptions.” Assumptions used for the impairment tests on goodwill are described in “Financial Information, Consolidated Financial Statements and Notes, 11. Goodwill and Intangible Assets.”

These estimates and assumptions are based on management’s best judgment based on historical experience and various factors deemed to be reasonable. By their nature, however, due to uncertainties in these estimates and assumptions, they may differ from the amounts recognized in the consolidated financial statements of future periods.

Management Actions for Q4 FY2021

The Company’s Response to the COVID-19 Situation

The Company has continued to prioritize the prevention of infection with COVID-19 of its employees, their families, and their communities. The Company has also focused on supporting individual users, enterprise clients, and business partners, and operates its businesses while implementing measures to help prevent the infection with COVID-19. In addition, each SBU has leveraged new and existing tools to continue to support all of their stakeholders facing new and unique challenges during this period. Please find more information on the website: <https://recruit-holdings.com/en/covid19/>

Completion of Share Repurchase

The Company’s Board of Directors resolved on January 28, 2022 to conduct a share repurchase of its common stock through a tender offer (the “Self Tender Offer”) which had been previously agreed with a few Japanese business shareholders who intended to reduce their holdings of the Company’s common stock.

The Company recognized that there has been concern in the capital markets regarding the possibility of uncoordinated sales by its Japanese business shareholders and the potential for downward pressure on its stock price, and determined it was appropriate to acquire its own shares in accordance with the Company’s capital allocation policy.

The Self Tender Offer was conducted from January 31, 2022 to March 1, 2022 pursuant to the resolution of the Board of Directors meeting held on January 28, 2022. With the conclusion of the Self Tender Offer, the share repurchase was completed. The total number of shares purchased and the total share repurchase amount as of March 1, 2022 was 26,555,258 shares and 121,649,636,898 yen respectively. Please find more information on the website: https://recruit-holdings.com/en/newsroom/20220302_0002/

Entering into Agreements Regarding Going Private Transaction of 51job, Inc. and Recording an Extraordinary Gain

The Company had entered into definitive agreements with 51job, Inc. (“51job”) and a group of investors regarding the going private transaction of 51job on June 21, 2021, as amended on March 1, 2022, and the Transaction was approved at the extraordinary general meeting of shareholders of 51job on April 27, 2022 and completed on May 10, 2022.

The impact of the Transaction on the Company's consolidated financial results for FY2022 is expected to be immaterial, while the Company is expected to record a gain on the sale of shares of subsidiaries and associates of approximately 36.9 billion yen in the non-consolidated financial results.

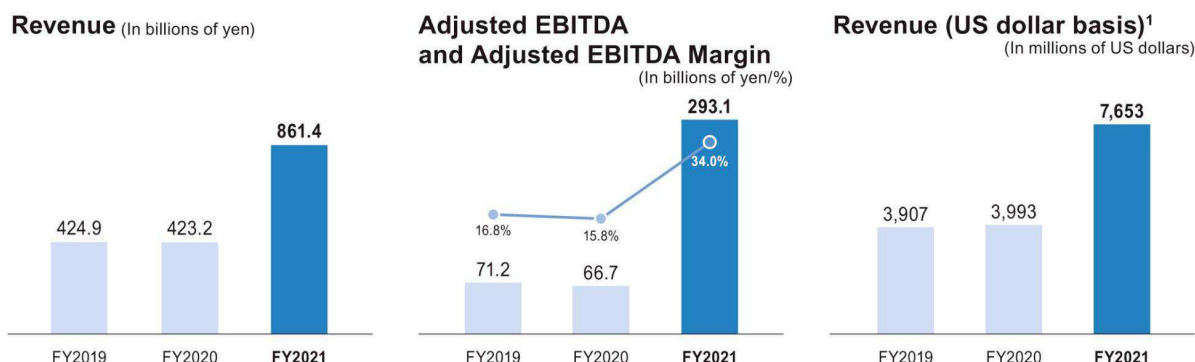
After the completion of the Transaction, the Company's shareholding in 51job is approximately 39.9% of outstanding shares and approximately 45.4% on a fully diluted basis including convertible bonds. 51job remains an associate of the Company.

Please find more information on the website: https://recruit-holdings.com/en/newsroom/20220427_0001/

Results of Operations by Segment

HR Technology

- Global job matching platform that offers advertising and other human resources matching solutions



Revenue for FY2021 was 861.4 billion yen, an increase of 103.5% year over year, and on a US dollar basis¹, revenue increased 91.6%. Over the course of the fiscal year, restrictions and measures were put in place to limit the spread of COVID-19 and were variously relaxed, reimposed, or strengthened across the countries where HR Technology operates, having an impact on both employers and job seekers. While hiring demand from employers significantly increased as they reopened, expanded operations, or created new businesses, the growth of job seeker activity was limited due to COVID-19 related causes including fear of contracting COVID-19, childcare responsibilities, spousal employment, and some job seekers having sufficient financial cushions. This imbalance between hiring demand of employers and job seeker activity resulted in increased competition for talent on Indeed and Glassdoor, which was a key driver of revenue growth.

Adjusted EBITDA margin was 34.0%, an increase from 15.8% for FY2020, and adjusted EBITDA for FY2021 was 293.1 billion yen, an increase of 338.9% year over year. Throughout the fiscal year, HR Technology continued to invest in developing new and innovative hiring solutions, primarily through hiring engineering, product, and other technical talent, which accelerated in the second half of FY2021. Additionally, marketing initiatives to drive client and user acquisition in the short-term and to build the Indeed and Glassdoor brands over the long-term were significant cost drivers. Headcount in HR Technology grew approximately 23% year over year, to roughly 13,000 as of March 31, 2022.

¹ The US dollar based revenue reporting represents the financial results of operating companies in this segment on a US dollar basis, which differ from the consolidated financial results of the Company

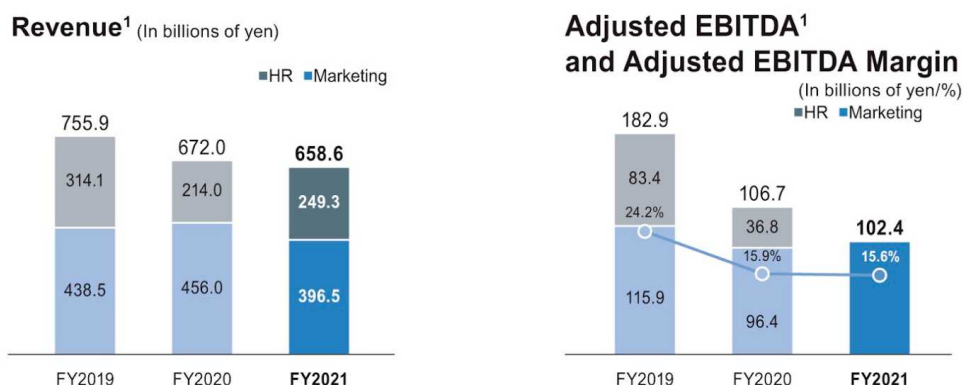
Media & Solutions

Marketing Solutions:

Provides matching platforms in a variety of industries, such as Housing & Real Estate, Beauty, Bridal, Travel, Dining and others, to connect individual users and business clients. Offers cloud-based SaaS solutions to improve business clients' efficiency of operations.

HR Solutions:

A variety of HR services mainly in Japan through online platforms and print media for job seekers and business clients.



¹ The sum of the segments does not correspond with consolidated figures due to Corporate and Elimination, such as intra-group transactions.

Revenue for FY2021 was 658.6 billion yen, a decrease of 2.0% year over year. Excluding revenue of 79.0 billion yen from the Rent Assistance Program in the previous fiscal year, revenue for FY2021 increased 11.1% year over year.

Revenue in Marketing Solutions decreased 13.0% but increased 5.2% when revenue from the Rent Assistance Program from the prior fiscal year is excluded. Revenue in Housing & Real Estate and Beauty, which together account for more than 50% of the revenue of Marketing Solutions, increased year over year and continued to be the primary drivers of revenue growth even under the COVID-19 pandemic. Revenue in Bridal also increased year over year. Although economic activity recovered, revenue in Travel remained flat as revenue in FY2020 had been positively impacted by the temporary Go To Travel campaign initiated by the Japanese government. Revenue in Dining decreased due to the state of emergency and priority preventative measures imposed during the fiscal year.

In Air Business Tools, the number of AirPAY accounts as of March 31, 2022 increased 33.6% year over year. Of the approximately 281,000 AirPAY registered accounts as of March 31, 2022, approximately 176,000 accounts also subscribed to other Air BusinessTools solutions.

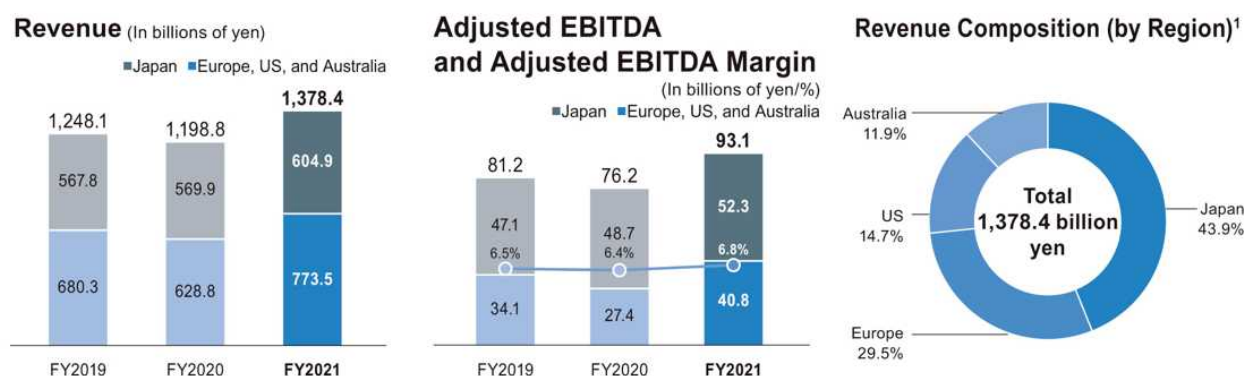
Revenue for HR Solutions increased 16.5% as hiring demand recovered in Japan. Revenue in the part-time job advertising business in which the hospitality sector accounts for a large percentage of job postings, was impacted by the state of emergency and priority preventative measures in the first half of FY2021 but the hiring demand was even more aggressive compared to FY2020. As the measures were lifted at the end of September 2021, the hiring demand increased and resulted in revenue growth. Also, revenue in the placement service increased year over year, due to increased hiring demand in many industries which utilize placement services.

Adjusted EBITDA for FY2021 was 102.4 billion yen, a decrease of 4.0% and adjusted EBITDA margin for FY2021 remained flat at 15.6% as Marketing & Solutions executed strategic marketing activities and hiring in anticipation of future growth.

Staffing

• **Japan**: Staffing services in Japan

• **Europe, US, and Australia**: Staffing services mainly in Europe, US, and Australia



¹ Sum of revenue from individual companies after consolidation adjustments for *Europe, US, and Australia*.

Revenue for FY2021 increased 15.0% year over year. Excluding the positive impact of foreign exchange rate movement, revenue increased by 11.1% year over year.

Revenue in *Japan* increased 6.1% as the number of temporary staff increased year over year.

Revenue in *Europe, US, Australia* also increased 23.0%, primarily due to increased demand for temporary staff as businesses continued to seek flexible labor to reopen and expand in an uncertain environment, along with continued demand for logistics roles to support e-commerce and healthcare roles to support COVID-19 mitigation efforts particularly in Europe. Excluding the positive impact of foreign exchange rate movement, revenue increased by 15.6% year over year.

Adjusted EBITDA margin for FY2021 was 6.8%, an increase from 6.4% for FY2020, and adjusted EBITDA for FY2021 was 93.1 billion yen, an increase of 22.3% year over year. In Japan, adjusted EBITDA increased due to an increase in revenue throughout the fiscal year. Although the cost of staffing business rose in the first half of the year due to a combination of an increase in paid vacation time taken by temporary staff and increased advertising expenses to attract temporary staff, both of which were impacted in the costs, cost control measures based on monitoring of the supply and demand balance in the labor market were taken in the second half. As a result, adjusted EBITDA margin for FY2021 in Japan was at the same level as the previous year. In *Europe, US, and Australia*, adjusted EBITDA increased due to an increase in revenue throughout the fiscal year and adjusted EBITDA margin increased compared to the previous year.

Staffing Revenue by Region for FY2021¹ is as follows.

(In billions of yen)	Japan	Europe	US	Australia
Revenue	604.9	407.2	202.2	164.0

¹ Sum of revenue from individual companies after consolidation adjustments for *Europe, US, and Australia*.

The Outstanding Amount of Goodwill for each SBU as of March 31, 2022

The following table presents the outstanding amount of goodwill for each SBU as of March 31, 2022.

(In billions of yen)	Outstanding Goodwill
HR Technology	227.0
Media & Solutions	-
Japan	-

	Overseas	-
Staffing		208.9
	Japan	27.5
	US	15.6
	Europe	158.0
	Australia	7.6
Total		436.0

Capital Resources and Liquidity

Basic Policy

The Company's basic policy is to obtain funds from global financial markets utilizing debt financing as necessary, while maintaining appropriate credit ratings and a strong consolidated financial position, in order to secure liquidity required for smooth operations and to invest flexibly for its long-term business strategy that will lead to increasing its enterprise value.

The Company aims to maintain a sufficient level of shareholders' equity while achieving appropriate capital efficiency, in order to respond flexibly to investment opportunities for future growth while at the same time enhancing its ability to address possible risks relating to its business operations and assets.

Use of Capital

The Company allocates its capital mainly to working capital, corporate taxes, mergers and acquisitions, asset acquisitions and capital expenditures by its SBUs as well as repayment of borrowings, payment of interest, payment of dividends, and share repurchases.

Fundraising

The Company's primary source of liquidity for working capital and investments are cash flows from operating activities. However, the Company may consider and execute external financing when various conditions are deemed favorable, such as demand for funds, interest rate trends, repayment amount, redemption period of existing interest-bearing debt, amount to be raised, and financing structure.

For short-term working capital, the Company primarily utilizes borrowings from financial institutions and/or commercial paper. For mid- to long-term needs, the Company will raise funds mainly through borrowings from financial institutions and/or the corporate bond market. To maintain flexible financing capabilities, the Company has registered a maximum 200.0 billion yen of corporate bonds for potential issuances, the full amount of which was unused as of March 31, 2022.

Additionally, the Company has entered into overdraft agreements with four financial institutions to secure liquidity and raise working capital funds efficiently. The maximum amount of borrowings under these overdraft agreements was 113.0 billion yen as of March 31, 2022, and the entire amount remains unused. In addition, the Company entered into a committed credit facility agreement providing for a total commitment amount of 200.0 billion yen. The entire amount available under this credit facility remained unused as of March 31, 2022. The Company maintains these overdraft agreements and this credit facility to ensure sufficient liquidity in the event of significant changes in the business environment.

The table below sets forth a breakdown of the book value of interest-bearing debt by payment due period as of March 31, 2022. Each amount shown is the required cash outflow by payment due period excluding discounts and including interest payments.

(In billions of yen)	Book value	Payment due period		
		1 year or less	Over 1 year through 5 years	Over 5 years
Bonds	19.9	0.0	20.0	-
Borrowings	40.6	26.4	13.2	1.3
Total	60.6	26.5	33.2	1.3

Credit Ratings

The Company has long-term credit ratings of AA- from Rating and Investment Information, Inc. (R&I), A3 from Moody's Japan, and A from S&P Global Rating Japan as of March 31, 2022. The Company has a short-term credit rating of a-1+ from R&I as of March 31, 2022.

Cash Management

In order to maximize overall capital efficiency, the Company prioritizes internal lending and borrowing within the Company over external financing, mainly through a cash management system, when it is legally permissible and economically reasonable to do so.

The Company maintains internal liquidity of cash and cash equivalents by consolidating the cash management operations of all currencies to the Holding Company and its subsidiaries, which provide internal treasury management services.

Fund Management

The Company invests only in principal-guaranteed financial instruments that are deemed safe and efficient, and does not engage in such investments for speculative purposes.

Policy of Strategic Shareholdings

In principle, the Company's policy is to reduce strategic shareholdings. The decision on whether or not to hold each company's stock is made based on a comprehensive assessment of the economic value of its stock, cost of capital, strategic importance, and other factors. The Board of Directors scrutinizes these shareholdings once a year and deliberates the reduction of these holdings if they do not meet the above criteria.

The total amount of strategic shareholdings held by the Holding Company and Recruit Co., Ltd. was 90.7 billion yen, which was 6.6% of total equity as of March 31, 2022.

(in billions of yen, unless otherwise stated)

(In billions of yen)	The Holding Company		Recruit Co., Ltd.	
	Unlisted	Listed	Unlisted	Listed
Number of issuers	3	12	4	4
Amount on the balance sheet	1.7	66.6	1.4	20.8
Number of issuers with decreased shareholdings	-	1	-	1
Total proceeds from sales resulting in a decrease in number of shares held	-	0.6	-	0.0

Analysis of Consolidated Financial Position

(In billions of yen)	As of March 31, 2021	As of March 31, 2022	Variance	% Change
Assets				
Total current assets	927.5	1,182.0	254.5	27.4%

Total non-current assets	1,269.0	1,241.4	(27.5)	-2.2%
Total assets	2,196.6	2,423.5	226.9	10.3%
Liabilities				
Total current liabilities	603.1	695.5	92.4	15.3%
Total non-current liabilities	492.1	351.6	(140.4)	-28.5%
Total liabilities	1,095.3	1,047.2	(48.0)	-4.4%
Equity				
Total equity attributable to owners of the parent	1,091.5	1,363.7	272.2	24.9%
Non-controlling interests	9.7	12.5	2.8	28.8%
Total equity	1,101.2	1,376.2	275.0	25.0%

As of the end of Q4 FY2021, cash and cash equivalents and interest-bearing debt which includes bonds and borrowings, excluding lease liabilities, on a consolidated basis were 669.5 billion yen and 60.6 billion yen, respectively. Net cash, the amount calculated by subtracting interest-bearing debt from cash and cash equivalents, was 608.9 billion yen, an increase of 220.6 billion compared to the end of FY2020.

Total current assets as of March 31, 2022 increased by 254.5 billion yen compared to the end of FY2020 mainly due to an increase in cash and cash equivalents from increased operating cash flows. Total non-current liabilities as of March 31, 2022 decreased by 140.4 billion yen compared to the end of FY2020 mainly due to a decrease in lease liabilities as the Company reassessed accounting lease terms for office buildings in Japan.

The maximum amount of borrowings under overdraft agreements was 113.0 billion yen as of March 31, 2022, and the entire amount remained unused. In addition, committed credit facilities with a total maximum borrowing amount of 200.0 billion yen, for which the Company entered into an agreement on March 31, 2021, remained unused as of March 31, 2022.

Also, the Company has registered a maximum 200.0 billion yen worth of corporate bonds for potential issuances in Japan, the full amount of which is unissued as of March 31, 2022.

Analysis of Consolidated Cash Flows

(In billions of yen)	FY2020	FY2021	Variance
Net cash flows from operating activities	286.5	439.6	153.0
Net cash flows from investing activities	(40.3)	(70.7)	(30.3)
Net cash flows from financing activities	(172.7)	(254.3)	(81.6)
Effect of exchange rate changes on cash and cash equivalents	6.2	54.0	47.7
Net increase (decrease) in cash and cash equivalents	79.7	168.5	88.7
Cash and cash equivalents at the beginning of the period	421.2	501.0	79.7
Cash and cash equivalents at the end of the period	501.0	669.5	168.5

Cash and cash equivalents as of March 31, 2022 were 669.5 billion yen, an increase of 168.5 billion yen from the end of FY2020, inclusive of the cash outflows of 121.6 billion yen for the share repurchase which was completed on March 1, 2022.

Production, Orders, and Sales

Production and Orders

This information is not disclosed as it does not fit with the nature of the Company's services.

Sales

This information is stated in "Consolidated Results of Operations for FY2021."

Material Contracts

As a result of a review in light of Recruit Holdings' standards prepared in accordance with applicable laws and regulations, there were no material contracts.

For major management measures taken during FY2021, please refer to "Management Actions for Q4 FY2021" in Management's Discussion and Analysis of Financial Position, Results of Operations, and Cash Flows.

Research and Development

Research and development expenses in FY2021 were 85.0 billion yen, consisting primarily of compensation expenses for engineering and other technical employees responsible for the development of new products and enhancement of existing products using new technologies. The majority of research and development expenses were related to HR Technology.

Facilities

Overview of Capital Expenditures

The total amount of capital expenditures for FY2021 was 86.6 billion yen. This was primarily due to an increase in right-of-use assets from the conclusion of new lease contracts, and the development and acquisition of software.

HR Technology

For FY2021, capital expenditures of 12.2 billion yen were made primarily for the enhancement of various facilities for business expansion. There were no significant disposals or sales of facilities.

Media & Solutions

For FY2021, capital expenditures of 57.1 billion yen were made primarily for the development and acquisition of software. There were no significant disposals or sales of facilities.

Staffing

For FY2021, capital expenditures of 17.0 billion yen were made primarily due to an increase in right-of-use assets from the renewal of lease contracts and the enhancement of various facilities. There were no significant disposals or sales of facilities.

Others

There were no significant acquisitions, disposals or sales of facilities.

Status of Major Facilities

The Holding Company

Recruit Holdings does not own any major facilities as it is a pure holding company.

Subsidiaries in Japan

As of March 31, 2022

Company name	Office name (Address)	Segment name	Description of facilities	Carrying amount (In millions of yen)				Total	Number of employees ²
				Buildings and structures	Software	Right-of-use assets	Other ¹		
Recruit Co., Ltd.	Headquarters, etc. (Chuo-ku, Tokyo, Japan)	Media & Solutions	Offices, facilities, etc.	10,565	91,128	69,480	13,500	184,674	16,684 [220]

¹ "Other" under Carrying amount is the total for tools, furniture, and fixtures.

² The figures in parentheses in the "Number of employees" section are the annual average number of contract employees.

Overseas Subsidiaries

As of March 31, 2022

Company name	Office name (Address)	Segment name	Description of facilities	Carrying amount (In millions of yen)					Number of employees ⁴
				Buildings and structures	Software	Right-of-use assets	Other ¹	Total	
RGF OHR USA, INC. ²	Headquarters, etc. (Delaware, United States)	HR Technology	Offices, facilities, etc.	30,068	14	96,559	14,283	140,925	13,161 [36]
RGF Staffing B.V. ³	Headquarters, etc. (Flevoland, Netherlands)	Staffing	Offices, facilities, etc.	1,324	2,394	10,284	918	14,921	3,077 [761]

¹ "Other" under Carrying amount is the total for tools, furniture, and fixtures.

² The figures shown in the table above are the total amounts which include the amounts for RGF OHR USA, INC. and its subsidiaries, etc., as well as Indeed Ireland Operations Limited and its subsidiaries, etc.

³ The figures shown in the table above are the total amounts which include the amounts for RGF Staffing B.V., Unique NV, RGF Staffing France SAS, RGF Staffing Germany GmbH, RGF Staffing the Netherlands B.V., and 58 other companies.

⁴ The figures in parentheses in the "Number of employees" section are the annual average number of contract employees.

Facility Establishment and Disposal Plans

Major Facility Establishment Plans

The Company has no major facility establishment plans.

Major Facility Disposal Plans

The Company has no major facility disposal plans.

Status of Shares, Acquisition of Treasury Stock and Dividend Policy

Status of Shares

Total Number of Shares

Total Number of Authorized Shares

Type	Total number of authorized shares
Common stock	6,000,000,000
Total	6,000,000,000

Total Number of Issued Shares

Type	Number of issued shares as of the end of the current fiscal year (March 31, 2022)	Number of issued shares as of the submission date ² (June 22, 2022)	Name of the listed financial instruments exchange or registered financial instruments dealers association
Common stock ¹	1,695,960,030	1,695,960,030	Tokyo Stock Exchange First Section (March 31, 2022) Prime Market (June 22, 2022)
Total	1,695,960,030	1,695,960,030	-

¹ The number of shares constituting a unit is 100.

² The number of issued shares as of the submission date does not include the number of shares issued from the exercise of stock options from June 1, 2022 to the submission date of this document.

Stock Options

Stock Option Plan

The Company adopts a stock option plan under which stock options are issued based on the Companies Act of Japan. The number of the grantees of the stock options resolved as of the submission date of this document are as follows.

Resolution Date	Meeting of Resolution	Directors of the Board	Corporate Executive Officer	Corporate Officer
June 20, 2013	Annual Meeting of Shareholders	4	13	-
June 26, 2014	Annual Meeting of Shareholders	4	13	-
August 10, 2015	Board of Directors meeting	4	16 ¹	1
July 16, 2019	Board of Directors meeting	5	6	-
July 8, 2020	Board of Directors meeting	4	5	-
July 14, 2021	Board of Directors	4	5	-

meeting

¹ This includes one Corporate Executive Officer who had already retired as of the allotment date of the stock options, as a stock option as equity compensation had been granted to this Corporate Executive Officer as performance-based compensation for FY2014.

At the Annual Meeting of Shareholders on June 17, 2021, it was resolved to issue stock options for up to 1.4 billion yen per year as compensation for Directors, excluding outside Directors. The maximum number of stock options granted per year shall be 18,000, and the number of shares underlying each option shall be 100 shares.

The status of stock options as of the end of March 2022 and the end of May 2022 was as follows.

Stock Options Issued in 2013

Stock Options as equity compensation resolved at the following meetings were issued on August 31, 2013.

- Resolution of the Annual Meeting of Shareholders held on June 20, 2013
- Resolution of the Board of Directors meeting held on July 31, 2013

	As of the end of the current fiscal year (March 31, 2022)	As of the end of the month prior to the submission date (May 31, 2022)
Number of stock options	93 ¹	73 ¹
Type, details, and number of shares underlying stock options	279,000 shares of common stock ^{1,3,4}	219,000 shares of common stock ^{1,3,4}
Amount to be paid in upon exercise of stock options (Yen)	1	Same as left
Exercise period of stock options	September 1, 2013 - August 31, 2033	Same as left
Issue price and amount to be capitalized upon exercise of stock options (Yen)	Issue price: 317 ^{3,4} Amount to be capitalized: 159	Same as left
Conditions for exercise of stock options	A holder of stock options can only exercise their options within 10 days from the date on which they lose their position as Director, Corporate Executive Officer, or Corporate Professional Officer of the Company.	Same as left
Matters concerning transfer of stock options	The acquisition of stock options through transfer shall require the approval of the Board of Directors of the Company.	Same as left
Matters concerning allotment of stock options following reorganization	Please refer to the Note below ²	Same as left

Stock Options Issued in 2014

Stock Options as equity compensation resolved at the following meetings were issued on December 26, 2014.

- Resolution of the Annual Meeting of Shareholders held on June 26, 2014
- Resolution of the Board of Directors meeting held on November 13, 2014

	As of the end of the current fiscal year (March 31, 2022)	As of the end of the month prior to the submission date (May 31, 2022)
Number of stock options	93 ¹	80 ¹
Type, details, and number of shares underlying stock options	279,000 shares of common stock ^{1,4}	240,000 shares of common stock ^{1,4}
Amount to be paid in upon exercise of stock options (Yen)	1	Same as left
Exercise period of stock options	December 27, 2014 - December 26, 2034	Same as left
Issue price and amount to be capitalized upon exercise of stock options (Yen)	Issue price: 1,016 ⁴ Amount to be capitalized: 508	Same as left
Conditions for exercise of stock options	A holder of stock options can only exercise their options within 10 days from the date on which they lose their position as Director, Corporate Executive Officer, or Corporate Professional Officer of the Company. The successor of a holder of stock options shall be able to exercise their stock options for a period of one year from the date of death of the holder of stock options or until the end of the exercise period prescribed above, whichever is earlier.	Same as left
Matters concerning transfer of stock options	The acquisition of stock options through transfer shall require the approval of the Board of Directors of the Company.	Same as left
Matters concerning allotment of stock options following reorganization	Please refer to the Note below ²	Same as left

Stock Options Issued in 2015

Stock Options as equity compensation resolved at the Board of Directors meeting held on August 10, 2015 were issued on September 25, 2015.

	As of the end of the current fiscal year (March 31, 2022)	As of the end of the month prior to the submission date (May 31, 2022)
Number of stock options	1,091 ¹	903 ¹
Type, details, and number of shares underlying stock options	327,300 shares of common stock ^{1,4}	270,900 shares of common stock ^{1,4}
Amount to be paid in upon exercise of stock options (Yen)	1	Same as left
Exercise period of stock options	September 26, 2015 - September 25, 2035	Same as left
Issue price and amount to be capitalized upon exercise of stock options (Yen)	Issue price: 1,061 ⁴ Amount to be capitalized: 531	Same as left
Conditions for exercise of stock options	A holder of stock options can only exercise their options within 10 days from the date on which they lose their position as Director, Corporate Executive Officer, or Corporate Professional Officer of the Company (If a holder of stock acquisition options has retired from all of these positions on the allotment date of the stock options, within one year from the day following the allotment date of the stock options). The successor of a holder of stock options shall be able to exercise their stock options for a period of one year from the date of death of the holder of stock options or until the end of the exercise period prescribed above, whichever is earlier.	Same as left
Matters concerning transfer of stock options	The acquisition of stock options through transfer shall require the approval of the Board of Directors of the Company.	Same as left
Matters concerning allotment of stock options following reorganization	Please refer to the Note below ²	Same as left

¹ The number of shares underlying each stock option (the "Number of Shares Granted") shall be as follows: 3,000 shares for stock options resolved in 2013 and 2014, and 300 shares for stock options resolved in 2015.

In the event that the Company conducts a stock split (which shall include gratis allotment of shares of common stock of Recruit Holdings; the same shall apply hereinafter for statements concerning a stock split) or reverse stock split of its common stock, the Number of Shares Granted shall be adjusted in accordance with the following formula. Any fractional shares resulting from such adjustments shall be rounded down.

Number of Shares Granted after adjustment

=

Number of Shares Granted before adjustment

×

Ratio of stock split or reverse stock split

If other unavoidable circumstances that require an adjustment of the Number of Shares Granted occur, the Company may adjust the Number of Shares Granted to a reasonable extent.

² If the Company implements organizational restructuring, such as a merger in which the Company is dissolved, or share exchange or transfer in which the Company becomes a wholly-owned subsidiary, the holders of remaining stock options at the time the organizational restructuring comes into effect (the "Remaining Stock Options") shall be provided with stock options in the

restructured company as described in Article 236, Paragraph 1, Item 8, (a), (d), or (e) of the Companies Act of Japan (the "Restructured Company") based on the following conditions. In this case, the Remaining Stock Options shall become void. However, this shall be limited to cases in which the provision of stock options in the Restructured Company in accordance with the following conditions to provide with stock options in the Restructured Company is stipulated in an absorption-type merger agreement, a consolidation-type merger agreement, a share exchange agreement, or a share transfer plan.

- Number of stock options in the Restructured Company to be granted

The same number as the number of Remaining Stock Options held by each holder of Remaining Stock Options shall be granted.

- Type of shares of the Restructured Company underlying the stock options

This shall be shares of common stock of the Restructured Company.

- Number of shares of the Restructured Company underlying the stock options

This shall be a number based on reasonable adjustments to the number of underlying shares determined in consideration of the conditions of the organizational restructuring (the "Number of Shares After Succession"). Any fractional shares due to such adjustments shall be rounded down.

- Amount of assets to be contributed upon exercise of stock options.

The amount of assets to be contributed upon exercise of a stock acquisition right shall be the amount calculated by multiplying the amount to be paid in (1 yen per share) for shares to be contributed upon exercise of a stock acquisition right by the Number of Shares Granted.

- Period for exercising the stock options

This shall be the period from either the commencement date of the period during which the stock options can be exercised as set forth in the "Exercise period of stock options" in the above table, or the effective date of the organizational restructuring, whichever is later, through the final date of the period during which the stock options can be exercised as set forth in the "Exercise period of stock options."

- Matters regarding common stock and legal capital surplus that will be increased due to issuance of shares upon exercise of stock options

The above matters shall be determined based on the following conditions:

- The amount of common stock to be increased when shares are issued upon the exercise of stock options shall be half of the maximum amount of common stock to be increased, which is calculated in accordance with Article 17, Paragraph 1 of the Regulation on Corporate Accounting of Japan. Fractions of less than one yen due to the calculation shall be rounded up.
- The amount of legal capital surplus to be increased when shares are issued upon the exercise of stock options shall be the amount calculated by deducting the amount of common stock to be increased as stated above from the maximum amount of common stock to be increased as stated above.

- Restrictions on the acquisition of stock options by transfer

The acquisition of stock options by transfer shall require the approval of the Restructured Company.

- Conditions for the acquisition of stock options

The Company may acquire stock options for no consideration, on a date separately prescribed by the Board of Directors, if one of the following proposals is approved by a resolution of an Annual Meeting of Shareholders of the Company (or if it has been approved by a resolution of the Board of Directors meeting, in case a resolution of the Annual Meeting of Shareholders is not required): a proposal to approve the amendment of the Articles of Incorporation that creates a provision for the Company to acquire all of the shares underlying the stock options by a resolution of an Annual Meeting of Shareholders of the Company; a proposal to approve a merger agreement in which the Company is a dissolving company; or a proposal for a share exchange agreement or share transfer plan in which the Company becomes a wholly-owned subsidiary.

- Conditions for the exercise of stock options

Conditions for the exercise of stock options shall be determined in accordance with the "Conditions for exercise of stock options" in the above table.

- In cases where the number of shares to be granted to the holder of stock options who had exercised their stock options includes a fraction of less than one share, such fraction shall be rounded down.

³ The Company implemented a ten-for-one stock split on July 31, 2014. As a result, adjustments were made to the "number of shares underlying stock options" and the "issue price and amount to be capitalized upon issuance of shares through exercise of stock options" for the stock options resolved in 2013. The initial Number of Shares Granted for the stock options resolved in 2014 has been adjusted to reflect the stock split.

⁴ The Company implemented a three-for-one stock split on July 1, 2017. As a result, adjustments were made to the "number of shares underlying stock options" and the "issue price and amount to be capitalized upon issuance of shares through exercise of stock options."

Stock Options Issued in 2019

Stock Options as equity compensation resolved at the Board of Directors meeting held on July 16, 2019 were issued on July 31, 2019.

	As of the end of the current fiscal year (March 31, 2022)	As of the end of the month prior to the submission date (May 31, 2022)
Number of stock options	3,615 ¹	3,615 ¹
Type, details, and number of shares underlying stock options	361,500 shares of common stock ¹	361,500 shares of common stock ¹
Amount to be paid in upon exercise of stock options (Yen)	3,718	Same as left
Exercise period of stock options	July 31, 2019 - July 30, 2029	Same as left
Issue price and amount to be capitalized upon exercise of stock options (Yen)	Issue price: 3,718 Amount to be capitalized: 1,859	Same as left
Conditions for exercise of stock options	<p>Stock options cannot be exercised in fractional portions.</p> <p>If a holder of the stock options (the "Stock Options Holder") loses all of his or her status as a Director of the Board and/or Corporate Executive Officer of the Company during the period in which the Stock Options Holder may exercise the stock options, such Stock Options Holder may exercise the stock options only for the period up to the earlier of the day that is three years from the date of such loss of status or the last day of the exercise period of the stock options.</p> <p>A Stock Options Holder is prohibited to pledge or otherwise dispose of the stock options in any way.</p> <p>Other conditions will be set out in the stock options allotment agreement to be executed between the Company and the Stock Options Holder pursuant to the resolution of the Company's Board of Directors.</p>	Same as left
Matters concerning transfer of stock options	The acquisition of stock options through transfer shall require the approval of the Board of Directors of the Company.	Same as left
Matters concerning allotment of stock options following reorganization	Please refer to the Note below ²	Same as left

Stock Options Issued in 2020

Stock Options as equity compensation resolved at the Board of Directors meeting held on July 8, 2020 were issued on July 27, 2020.

	As of the end of the current fiscal year (March 31, 2022)	As of the end of the month prior to the submission date (May 31, 2022)
Number of stock options	2,760 ¹	2,760 ¹
Type, details, and number of shares underlying stock options	276,000 shares of common stock ¹	276,000 shares of common stock ¹
Amount to be paid in upon exercise of stock options (Yen)	3,558	Same as left
Exercise period of stock options	July 27, 2020 - July 26, 2030	Same as left
Issue price and amount to be capitalized upon exercise of stock options (Yen)	Issue price: 3,558 Amount to be capitalized: 1,779	Same as left
Conditions for exercise of stock options	<p>Stock options cannot be exercised in fractional portions.</p> <p>If a holder of the stock options (the "Stock Options Holder") loses all of his or her status as a Director of the Board and/or Corporate Executive Officer of the Company during the period in which the Stock Options Holder may exercise the stock options, such Stock Options Holder may exercise the stock options only for the period up to the earlier of the day that is three years from the date of such loss of status or the last day of the exercise period of the stock options.</p> <p>A Stock Options Holder is prohibited to pledge or otherwise dispose of the stock options in any way.</p> <p>Other conditions will be set out in the stock options allotment agreement to be executed between the Company and the Stock Options Holder pursuant to the resolution of the Company's Board of Directors.</p>	Same as left
Matters concerning transfer of stock options	The acquisition of stock options through transfer shall require the approval of the Board of Directors of the Company.	Same as left
Matters concerning allotment of stock options following reorganization	Please refer to the Note below ²	Same as left

Stock Options Issued in 2021

Stock Options as equity compensation resolved at the Board of Directors meeting held on July 14, 2021 were issued on July 29, 2021.

	As of the end of the current fiscal year (March 31, 2022)	As of the end of the month prior to the submission date (May 31, 2022)
Number of stock options	7,208 ¹	7,208 ¹
Type, details, and number of shares underlying stock options	720,800 shares of common stock ¹	720,800 shares of common stock ¹
Amount to be paid in upon exercise of stock options (Yen)	5,762	Same as left
Exercise period of stock options	April 1, 2022 - July 28, 2031	Same as left
Issue price and amount to be capitalized upon exercise of stock options (Yen)	Issue price: 5,762 Amount to be capitalized: 2,881	Same as left
Conditions for exercise of stock options	<p>Stock options cannot be exercised in fractional portions.</p> <p>If a holder of the stock options (the "Stock Options Holder") loses all of his or her status as a Director of the Board and/or Corporate Executive Officer of the Company during the period in which the Stock Options Holder may exercise the stock options, such Stock Options Holder may exercise the stock options only for the period up to the earlier of the day that is three years from the date of such loss of status or the last day of the exercise period of the stock options.</p> <p>A Stock Options Holder is prohibited to pledge or otherwise dispose of the stock options in any way.</p> <p>Other conditions will be set out in the stock options allotment agreement to be executed between the Company and the Stock Options Holder pursuant to the resolution of the Company's Board of Directors.</p>	Same as left
Matters concerning transfer of stock options	The acquisition of stock options through transfer shall require the approval of the Board of Directors of the Company.	Same as left
Matters concerning allotment of stock options following reorganization	Please refer to the Note below ²	Same as left

¹ The number of shares underlying each stock option (the "Number of Shares Granted") shall be 100. In the event that the Company conducts a stock split (which shall include gratis allotment of shares of common stock of Recruit Holdings; the same shall apply for statements concerning a stock split) or reverse stock split of its common stock after the allotment date of the stock options (the "Allotment Date"), the Number of Shares Granted shall be adjusted in accordance with the following formula. Any fractional shares resulting from such adjustments shall be rounded down.

$$\text{Number of Shares Granted after adjustment} = \text{Number of Shares Granted before adjustment} \times \text{Ratio of stock split or reverse stock split}$$

If after the Allotment Date, a merger or company split, or any other unavoidable circumstances that require an adjustment of the

Number of Shares Granted occur, the Company may adjust the Number of Shares Granted to a reasonable extent.

- 2 If the Company implements organizational restructuring, such as a merger in which the Company is dissolved, absorption-type company split in which the Company is a splitting company, incorporation-type company split, or share exchange in which the Company becomes a wholly-owned subsidiary, or share transfer, the holders of remaining stock options at the time the organizational restructuring comes into effect (the "Remaining Stock Options") shall be provided with stock options in the restructured company as described in Article 236, Paragraph 1, Item 8, (a) through (e) of the Companies Act of Japan (the "Restructured Company") based on the following conditions.

In this case, the Remaining Stock Options shall become void. However, this shall be limited to cases in which the provision of stock options in the Restructured Company in accordance with the following conditions is stipulated in an absorption-type merger agreement, a consolidation-type merger agreement, an absorption-type company split agreement, an incorporation-type company split plan, a share exchange agreement, or a share transfer plan.

- Number of stock options in the Restructured Company to be granted

The same number as the number of Remaining Stock Options held by each Stock Options Holder shall be granted.

- Type of shares of the Restructured Company underlying the stock options

This shall be shares of common stock of the Restructured Company.

- Number of shares of the Restructured Company underlying the stock options

This shall be a number determined in accordance with Note 1 above, in consideration of the conditions of the organizational restructuring.

- Amount of assets to be contributed upon exercise of stock options

The amount of assets to be contributed upon exercise of the options to be delivered shall be the amount calculated by multiplying the exercise price after the organizational restructuring obtained as a result of the adjustment of the exercise price by the number of shares of the Restructured Company underlying the stock options to be determined pursuant to the above item "Number of shares of the Restructured Company underlying the stock options," in consideration of the conditions of the organizational restructuring.

- Period for exercising the stock options

This shall be the period from either the commencement date of the period during which the stock options can be exercised as set forth in the "Exercise period of stock options" in the above table, or the effective date of the organizational restructuring, whichever is later, through the last date of the period during which the stock options can be exercised as set forth in the "Exercise period of stock options."

- Matters regarding common stock and legal capital surplus that will be increased due to issuance of shares upon exercise of stock options

The above matters shall be determined based on the following conditions:

- The amount of common stock to be increased when shares are issued upon the exercise of stock options shall be half of the maximum amount of common stock, etc. to be increased, which is calculated in accordance with Article 17, Paragraph 1 of the Regulation on Corporate Accounting of Japan. Fractions of less than one yen due to the calculation shall be rounded up.
- The amount of legal capital surplus to be increased when shares are issued upon the exercise of stock options shall be the amount calculated by deducting the amount of common stock to be increased as stated above from the maximum amount of common stock, to be increased as stated above.

- Restrictions on the acquisition of stock options by transfer

The acquisition of stock options by transfer shall require the approval of the Restructured Company.

- Conditions for the exercise of stock options

Conditions for the exercise of stock options shall be determined in accordance with the "Conditions for exercise of stock options" in the above table.

- Matters relating to the acquisition of stock options

If a stock acquisition right holder becomes unable to exercise the stock options in accordance with the provisions of the "Conditions for exercise of stock options" in the above table or the provisions of the stock options allotment agreement before the exercise of the options, the Company may acquire the relevant stock options for no considerations, on a date separately prescribed by the Board of Directors.

- In cases where the number of shares to be granted to the holder of stock options who had exercised their stock options includes a fraction of less than one share, such fraction shall be rounded down.

Details of the Rights Plan

Not applicable.

Status of Other Stock Acquisition Rights

Not applicable.

Execution Status of Bonds with Stock Acquisition Rights with Exercise Price Adjustment Clause

Not applicable.

Changes in Total Number of Issued Shares, Common Stock and Legal Capital Surplus

Date	Increase (Decrease) in total number of issued shares	Balance of total number of issued shares	Increase (Decrease) in common stock (In millions of yen)	Balance of common stock (In millions of yen)	Increase (Decrease) in legal capital surplus (In millions of yen)	Balance of legal capital surplus (In millions of yen)
July 1, 2017 ¹	1,130,640,020	1,695,960,030	-	10,000	-	6,716
June 20, 2019 ²	-	1,695,960,030	30,000	40,000	(6,716)	-

¹ Increase due to a three-for-one stock split.

² The change was due to the reduction in legal capital surplus of 6,716 million yen, the reduction in other capital surplus of 23,283 million yen, and the increase in common stock of the same amount of these reductions, in accordance with the resolution at the Annual Meeting of Shareholders held on June 19, 2019.

Shareholders by Category

As of March 31, 2022

Type	Shareholding category (Number of shares per unit: 100)							Total	Number of shares of less than one unit
	Governments and local public bodies	Financial institutions	Financial instrument dealers	Other corporations	Overseas		Individuals, etc.		
					Non-individuals	Individuals			
Number of shareholders	-	128	75	1,004	1,139	277	64,068	66,691	-
Number of shares owned (Units)	-	5,064,579	184,210	2,171,162	6,613,530	4,463	2,920,440	16,958,384	121,630
Ratio of shares owned (%)	-	29.86	1.08	12.80	38.99	0.02	17.22	100.00	-

* 73,947,572 shares of treasury stock consist of 739,475 units under "Individuals, etc.," and 72 shares under "Number of shares of less than one unit."

Status of Major Shareholders

As of March 31, 2022

Name	Address	Number of shares owned (Thousands)	Ratio of ownership against total number of issued shares, excluding treasury stock ¹ (%)
The Master Trust Bank of Japan, Ltd. (Trust account)	2-11-3 Hamamatsu-cho, Minato-ku, Tokyo, Japan	295,585	18.22
Custody Bank of Japan, Ltd. (Trust account)	1-8-12 Harumi, Chuo-ku, Tokyo, Japan	101,670	6.26
SSBTC CLIENT OMNIBUS ACCOUNT (Standing proxy: Tokyo Branch, The Hongkong and Shanghai Banking Corporation Limited)	ONE LINCOLN STREET, BOSTON MA USA 02111 (3-11-1 Nihombashi, Chuo-ku, Tokyo, Japan)	38,898	2.39
Dai Nippon Printing Co., Ltd.	1-1-1 Ichigayakaga-cho, Shinjuku-ku, Tokyo, Japan	38,600	2.37
JP MORGAN CHASE BANK 385632 (Standing proxy: Settlement & Clearing Services Department, Mizuho Bank, Ltd.)	25 BANK STREET, CANARY WHARF, LONDON, E14 5JP, UNITED KINGDOM (Shinagawa Intercity Tower A, 2-15-1 Konan, Minato-ku, Tokyo, Japan)	36,649	2.25
Toppan Printing CO., LTD.	1-5-1 Taito, Taito-ku, Tokyo, Japan	35,100	2.16
Nippon Television Network Corporation	1-6-1 Higashi Shimbashi, Minato-ku, Tokyo, Japan	28,330	1.74
The Recruit Group Employees Shareholding Association	8-4-17 Ginza, Chuo-ku, Tokyo, Japan	24,311	1.49
TOKYO BROADCASTING SYSTEM TELEVISION, INC.	5-3-6 Akasaka, Minato-ku, Tokyo, Japan	23,497	1.44
The Dai-ichi Life Insurance Company, Limited (Standing proxy: Custody Bank of Japan, Ltd.)	1-13-1 Yurakucho, Chiyoda-ku, Tokyo, Japan (1-8-12 Harumi, Chuo-ku, Tokyo, Japan)	22,950	1.41
Total	-	645,590	39.80

¹ The Company's treasury stock (73,947,572 shares) is excluded in the calculation of the shareholding ratio. Treasury stock does not include the Company's stock held by the Board Incentive Plan trust (1,714,565 shares) and the equity-settled ESOP trust (11,024,253 shares).

² A Report of Large Volume Holding that was made available for public inspection on November 7, 2019 reports that BlackRock Japan Co., Ltd. and its joint holders BlackRock Advisers, LLC, BlackRock Investment Management LLC, BlackRock Fund Managers Limited, BlackRock Asset Management Ireland Limited, BlackRock Fund Advisors, BlackRock Institutional Trust Company, N.A., and BlackRock Investment Management (UK) Limited hold shares as given below as of October 31, 2019. However, their holdings are not reflected in the status of major shareholders above since the Company was not able to confirm beneficial ownership or the number of shares held as of March 31, 2022.

Overview of the Report of Large Volume Holding mentioned above is as follows.

Name	Address	Number of shares owned (Thousands)	Holding ratio of share certificates, etc. (%)
BlackRock Japan Co., Ltd.	1-8-3 Marunouchi, Chiyoda-ku Tokyo, Japan	23,983	1.41
BlackRock Advisers, LLC	1209 The Corporation Trust	1,710	0.10

	Company, Orange Street, Wilmington, New Castle, Delaware, U.S.A.		
BlackRock Investment Management LLC	1 University Square Drive, Princeton, New Jersey, U.S.A.	2,162	0.13
BlackRock Fund Managers Limited	12 Throgmorton Avenue, London, U.K.	1,934	0.11
BlackRock Asset Management Ireland Limited	1st Floor, 2 Ballsbridge Park, Ballsbridge, Dublin, Ireland	5,769	0.34
BlackRock Fund Advisors	400 Howard Street, San Francisco, California, U.S.A.	19,339	1.14
BlackRock Institutional Trust Company, N.A.	400 Howard Street, San Francisco, California, U.S.A.	22,294	1.31
BlackRock Investment Management (UK) Limited	12 Throgmorton Avenue, London, U.K.	8,165	0.48
Total	-	85,359	5.03

³ A Report of the Report of Large Volume Holding that was made available for public inspection on May 11, 2020 reports that Sumitomo Mitsui Trust Asset Management Co., Ltd. and its joint holder Nikko Asset management Co., Ltd. hold shares as given below as of April 30, 2020. However, their holdings are not reflected in the status of major shareholders above since the Company was not able to confirm beneficial ownership or the number of shares held as of March 31, 2022.

Overview of the Report of Large Volume Holding mentioned above is as follows.

Name	Address	Number of shares owned (Thousands)	Holding ratio of share certificates, etc. (%)
Sumitomo Mitsui Trust Asset Management Co., Ltd.	1-1-1 Shibakoen, Minato-ku, Tokyo, Japan	48,135	2.84
Nikko Asset Management Co., Ltd.	9-7-1 Akasaka Minato-ku, Tokyo, Japan	37,486	2.21
Total	-	85,622	5.05

⁴ A change report of the Report of Large Volume Holding that was made available for public inspection on July 21, 2020 reports that Nomura Securities Co., Ltd. and its joint holders NOMURA INTERNATIONAL PLC and Nomura Asset Management Co., Ltd. hold shares as given below as of July 15, 2020. However, their holdings are not reflected in the status of major shareholders above since the Company was not able to confirm beneficial ownership or the number of shares held as of March 31, 2022.

Overview of the change report is as follows.

Name	Address	Number of shares owned (Thousands)	Holding ratio of share certificates, etc. (%)
Nomura Securities Co., Ltd.	1-9-1 Nihonbashi, Chuo-ku, Tokyo, Japan	2,572	0.15
NOMURA INTERNATIONAL PLC	1 Angel Lane, London EC4R 3AB, United Kingdom	1,812	0.11
Nomura Asset Management Co., Ltd.	2-2-1 Toyosu, Koto-ku, Tokyo, Japan	83,182	4.90
Total	-	87,567	5.16

Status of Voting Rights

Issued Shares

As of March 31, 2022

Type	Number of shares	Number of voting rights	Details
Non-voting shares	-	-	-
Shares with limited voting rights (Treasury stock, etc.)	-	-	-
Shares with limited voting rights (Other)	-	-	-
Shares with full voting rights (Treasury stock)	(Treasury stock) Common stock 73,947,500	-	-
Shares with full voting rights (Other)	Common stock 1,621,890,900	16,218,909	-
Shares of less than one unit	Common stock 121,630	-	-
Total number of issued shares	1,695,960,030	-	-
Voting rights of all shareholders	-	16,218,909	-

* The numbers of shares of common stock shown in the "Shares with full voting rights (Other)" and "Shares of less than one unit" sections include 1,714,500 shares and 65 shares, respectively, held in the trust account of the Board Incentive Plan trust, and 11,024,200 shares and 53 shares, respectively, held in the trust account of the equity-settled ESOP trust.

Treasury Stock

As of March 31, 2022

Name of owner	Location of owner	Number of shares owned under own name	Number of shares owned under another name	Total number of shares owned	Ratio of ownership against total number of issued shares (%)
(Treasury stock) Recruit Holdings Co., Ltd.	8-4-17 Ginza, Chuo-ku, Tokyo, Japan	73,947,500	-	73,947,500	4.36
Total	-	73,947,500	-	73,947,500	4.36

Details of Share Ownership Plans for Directors, Key Management Personnel, and Employees

- The Company has implemented an Equity Incentive Scheme (the "Scheme") for Directors of the Board and Key Management Personnel of Recruit Holdings and its subsidiaries.
- The Company has also implemented an Equity Incentive Plan ("Plan") primarily for HR Technology SBU employees, utilizing shares of Recruit Holdings.

Equity Incentive Scheme for Directors and Key Management Personnel

Purpose of Implementation

The Scheme was implemented as a long-term incentive plan for Directors of the Board and Key Management Personnel, and by establishing a strong connection between their compensation and shareholder value the Company believes this Scheme contributes to an increase in mid-to long-term enterprise value. The Scheme was implemented for Directors of the Board and Key Management Personnel of Recruit Holdings in 2016, and for Directors of the Board and Key Management Personnel of its subsidiaries in 2018.

Overview of the Scheme

The Scheme adopts the structure used for a Board Incentive Plan trust (the “BIP Trust”), in which Directors of the Board and Key Management Personnel are granted Recruit Holdings shares or receive the monetary equivalent value of such shares (“Recruit Holdings shares, etc.”) according to their rank, and in cases where there are performance linked targets, the level of attainment of such targets; similar to Performance Share plans and Restricted Stock plans in the United States and Europe. The Company plans to continuously use the Scheme by setting a new BIP Trust every year, or changing and making additional entrustment to the existing BIP Trust before the original trust period expires.

Outline of the BIP Trust Agreements

	FY2018 Agreement	FY2020 Agreement *1	FY2021 Agreement *2	FY2022 Agreement *3	FY2020 Agreement 1&2	FY2021 Agreement *2	FY2022 Agreement*4
Type of trust	Monetary trust other than a specified solely-administered monetary trust (third-party benefit trust)						
Purpose of trust	Providing long-term incentive to the Directors of the Board and Key Management Personnel						
Entruster	Recruit Holdings						
Trustee	Mitsubishi UFJ Trust and Banking Corporation (Joint Trustee: The Master Trust Bank of Japan, Ltd.)						
Beneficiary	The Directors of the Board and Key Management Personnel of Recruit Holdings who meet the beneficiary requirements			The Directors of the Board and Key Management Personnel of the Company's subsidiaries who meet the beneficiary requirements			
Trust administrator	A third party with no interest in the Company						
Date of agreement	November 14, 2018 (Changed on June 25, 2021)	May 15, 2017 (Changed on May 28, 2020)	May 17, 2018 (Changed on August 16, 2021)	November 11, 2016 (Changed on May 19, 2022)	May 28, 2020	May 17, 2018 (Changed on August 16, 2021)	February 17, 2020 (Changed on May 19, 2022)
Planned trust term	November 14, 2018 - September 30, 2024	May 15, 2017 - August 31, 2023	May 17, 2018 - September 30, 2024	November 11, 2016 - August 31, 2025	May 28, 2020 - August 31, 2023	May 17, 2018 - September 30, 2024	February 17, 2020 - August 31, 2025
Exercise of voting rights	Voting rights will not be exercised						
Class of shares to be acquired	Common stock of Recruit Holdings						
Approximate Amount of trust (including trust fees and trust expenses)	0.2 billion yen	1.2 billion yen	2.6 billion yen (of which 2 billion yen for the Directors of the Board)	1.3 billion yen (of which 0.8 billion yen for the Directors of the Board)	0.8 billion yen	0.3 billion yen	0.9 billion yen
Date of share acquisition	November 15, 2018	May 29, 2020	August 18, 2021	May 24, 2022	May 29, 2020	August 18, 2021	May 24, 2022
Method of share acquisition	From the stock market						
Rights holder	Recruit Holdings						
Residual assets	Recruit Holdings, as the rights holder, may receive residual assets within the scope of the reserve for trust expenses after deducting share acquisition funds from trust assets.						

*1 This portion reflects changes and additions made to the May 15, 2017 Trust Agreement.

*2 This portion reflects changes and additions made to the May 17, 2018 Trust Agreement.

*3 This portion reflects changes and additions made to the November 11, 2016 Trust Agreement.

*4 This portion reflects changes and additions made to the February 17, 2020 Trust Agreement.

Amount of Trust Funds Scheduled to Be Contributed to the BIP Trust and the Number of Shares, Etc. Scheduled to Be Delivered from the BIP Trust

With the eligible beneficiaries being the Directors (excluding outside Directors) of the Company, the maximum amount of trust funds contributed to the BIP Trust and the total number of Recruit Holdings shares, etc. delivered from the BIP Trust per fiscal year shall not exceed the amounts as stated below.

- Maximum total amount of trust funds: 2 billion yen
- Maximum total number of Recruit Holdings shares: 700,000 shares

Scope of Parties Who Can Receive Beneficiary Rights and Other Rights under the Scheme

Directors of the Board and Key Management Personnel of Recruit Holdings and its subsidiaries who meet the beneficiary requirements.

Reference: The details of the BIP Trust compensation that was awarded to the Directors of the Board during FY2021 are as follows.

Type	Category	Number of Shares	Number of Recipients
BIP Trust	Directors (Excluding Outside Directors)	36,400	1
	Outside Directors	0	0

Equity Incentive Plan for Employees

Purpose of Implementation

The Company believes that the Plan will emphasize to its employees the significance of their contributions toward enhancing the Company's enterprise value in the mid-to long-term. The Company has decided to implement the Plan, with new grants beginning in the calendar year 2021.

Equity-based incentives have become a standard practice for publicly listed global technology companies. As a result, the Company believes that the implementation of this plan, for which the main recipients are primarily employees in the HR Technology SBU, will be an invaluable tool for recruiting and retaining talent globally.

Overview of the Plan

The Plan operates through an Employee Stock Ownership Plan Trust ("ESOP Trust"). The ESOP Trust is a mechanism designed with reference to equity incentive schemes. The Plan delivers the shares of Recruit Holdings acquired by the ESOP Trust to employees based on the terms set forth in the Plan.

The Company plans to continuously use the Plan by setting a new ESOP Trust every year, or changing and making additional entrustment to the existing ESOP Trust before the original trust period expires.

Outline of the ESOP Trust Agreement

	FY2021 Agreement	FY2022 Agreement
Type of trust	Monetary trust other than a specified monetary trust for separate investment. (Third party benefit trust)	
Purpose of trust	To grant equity-based incentives primarily to employees of the HR Technology SBU	
Entruster	Recruit Holdings	
Trustee	Mitsubishi UFJ Trust and Banking Corporation (Joint trustee: The Master Trust Bank of Japan, Ltd.)	
Beneficiaries	Employee recipients of equity grants under the Plan, who primarily belong to the HR Technology SBU	
Trust administrator	A third person who has no conflict of interest with the Company	
Date of agreement	May 25, 2021	May 24, 2022
Planned trust term	From May 25, 2021 to May 24, 2024	From May 24, 2022 to May 23, 2025
Exercise of voting rights	Voting rights will not be exercised	
Class of shares to be acquired	Common stock of Recruit Holdings	
Amount of trust	63,075,413,000 yen	124,179,291,600 yen
Date of share acquisition	June 2, 2021	June 1, 2022
Method of share acquisition	Disposal of treasury stock through third-party allotment	
Rights holder	Recruit Holdings	
Residual assets	Recruit Holdings, as the rights holder, may receive residual assets within the scope of the reserve for trust expenses after deducting share acquisition funds from trust money	

Eligible Beneficiaries under this Plan

Employees who primarily belong to the HR Technology SBU and meet the beneficiary requirements.

Status of Acquisition of Treasury Stock

The type of treasury stock is common stock, acquired pursuant to Article 155, Items 3 and 7 of the Companies Act of Japan

Status of Acquisition of Treasury Stock Based on Resolution of the Annual Meeting of Shareholders

Not applicable.

Status of Acquisition of Treasury Stock Based on Resolution of the Board of Directors Meeting

Type	Number of shares	Total amount (In millions of yen)
Status of resolution of the Board of Directors meeting held on January 28, 2022 (Period of share acquisition: January 31, 2022 to March 1, 2022)	34,000,100	155,754
Acquired treasury stock before the end of FY2020	-	-
Acquired treasury stock during FY2021	26,555,258	121,649
Total number of remaining shares subject to the resolution and the amount thereof	7,444,842	34,104
Unexercised ratio as of the end of FY2021 (%)	21.90	21.90
Acquired treasury stock from April 1, 2022 to the submission date	-	-
Unexercised ratio as of the submission date (%)	21.90	21.90

- ¹ The Board of Directors of the Company resolved a share repurchase of its common stock through a tender offer (the "Self Tender Offer") on January 28, 2022.
Overview of the Self Tender Offer is as follows.
Self Tender Offer period: From Monday, January 31 to Tuesday, March 1, 2022 (20 business days)
Repurchase price: 4,581 yen per share
Total number of shares to be repurchased: 34,000,000 shares
Settlement commencement date: Thursday, March 24, 2022

Status of Acquisition of Treasury Stock Not Based on Resolution of the Annual Meeting of Shareholders or the Board of Directors Meeting

Type	Number of shares	Total amount (In millions of yen)
Acquired treasury stock during FY2021	580	2
Acquired treasury stock from April 1, 2022 to the submission date ¹	23	0

- ¹ Acquired treasury stock from April 1, 2022 to the submission date does not include the number of shares of less than one unit purchased between June 1, 2022 and the submission date of this document.

Status of Disposal and Ownership of Treasury Stock

Type	FY2021		From April 1 to June 22, 2022	
	Number of shares	Total disposal amount (In millions of yen)	Number of shares	Total disposal amount (In millions of yen)
Treasury stock made available through tender offer	-	-	27,256,100	124,178
Retired treasury stock	-	-	-	-
Treasury stock transferred in relation to merger, share exchange, share delivery, or company split	-	-	-	-
Other (Exercise of stock options)	188,600	550	155,400	546
Number of treasury stock held at the end of each period	73,947,572	-	46,536,095	-

¹ The number of treasury stock held at June 22, 2022 does not include the number of shares of less than one unit purchased between June 1, 2022 and the submission date of this document.

² The number of shares of treasury stock held during FY2021 and the period under review does not include the number of shares of Recruit Holdings held in the trust account of the BIP Trust and the equity-settled ESOP Trust.

Basic Policy on Profit Distribution and Dividends

The Company's primary use of capital is to invest for its long-term business strategy in order to achieve sustainable profit growth and increase enterprise value. The Company believes that this approach will contribute to the common interests of shareholders. The Company also considers the return of capital to its shareholders in the form of dividends to be an important part of its capital allocation strategy. The Company strives to continuously pay stable per-share dividends considering its long-term cash needs and financial position.

The Company may consider implementing share repurchase programs, depending on the capital market environment and the outlook of its financial position.

The dividend for FY2021 was 21.0 yen per share, which consists of an interim dividend of 10.5 yen per share and a year-end dividend of 10.5 yen per share.

The Company generally declares dividends twice a year.

Matters stipulated in Article 459, Paragraph 1 of the Companies Act of Japan, including cash dividends, are not resolved at the Annual Meeting of Shareholders, but at Board of Directors meetings, unless otherwise provided by applicable laws and regulations.

The forecasted dividend for FY2022 is 22.0 yen per share, which consists of an interim dividend of 11.0 yen per share and a year-end dividend of 11.0 yen per share.

Resolution date at the Board of Directors meetings	Total dividend for FY2021 (In millionsof yen)	Dividend per share for FY2021 (yen)
November 15, 2021	17,309	10.5
May 16, 2022	17,031	10.5

Corporate Governance

Corporate Governance Overview

Basic Policy on Corporate Governance

Guided by Recruit Group Management Philosophy, the Board of Directors prioritizes corporate governance policies and practices that are designed to achieve long-term growth, increased corporate and shareholder value, and benefits for all of our stakeholders. Our stakeholders include employees, individual users and business clients, as well as our shareholders, business partners, non-profit organizations (NPOs) and non-governmental organizations (NGOs), national and other governments, and local communities.

In order to further enhance corporate value in the future, the Company believes it is important to prosper together with all stakeholders through all corporate activities with a sound governance foundation. Therefore, the Company has redefined its commitment to sustainability as well as setting ESG targets, and defines corporate governance as one of our material foundations for our corporate activities, and prioritizes related initiatives.

Corporate Governance Overview

The Company's corporate governance structure is a "Company with an Audit & Supervisory Board" as defined under the Companies Act of Japan. In this structure, Audit & Supervisory Board members appointed by shareholders conduct audits of the execution of the duties by Directors as an independent body from the Board of Directors. This is the foundation for the Company's efforts to ensure and improve transparency, soundness, and efficiency of management.

Under this structure, the Company has appointed multiple outside Directors of the Board and outside Audit & Supervisory Board members who are highly independent. The Company also has voluntarily established committees to serve as advisory bodies to the Board of Directors, including the Nomination, Compensation, Compliance, Risk Management, and Sustainability Committees. To enhance independence, the Nomination and Compensation Committees are all chaired by Independent Directors of the Board and have a majority of outside members.

Annually, the Board of Directors analyzes and assesses its own effectiveness, confirms whether deliberations are conducted properly from the perspective of various stakeholders, and carries out initiatives for improvement.

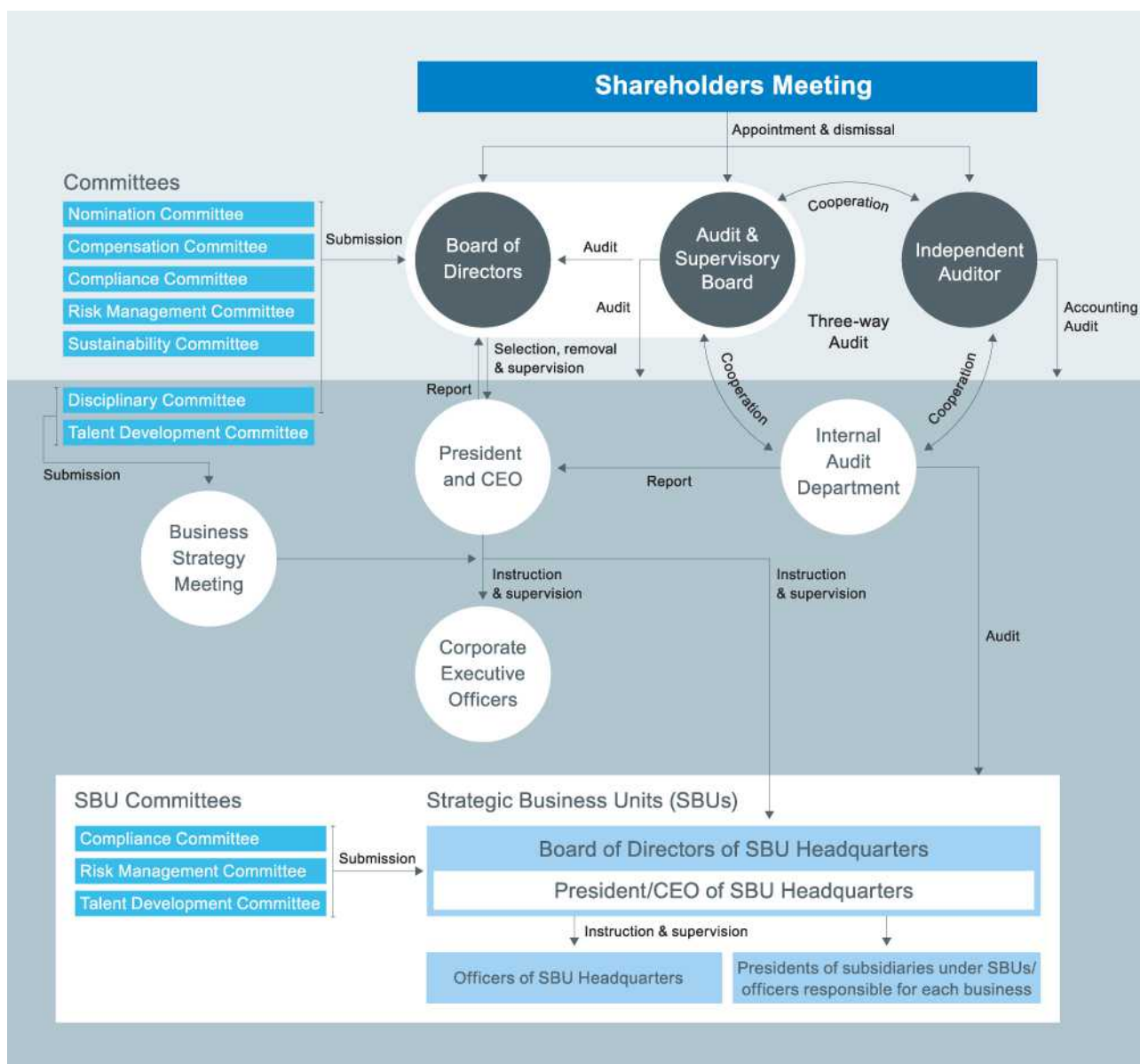
Furthermore, the Company has appointed Corporate Executive Officers, and established the Business Strategy Meeting to serve as an advisory body to the CEO, in order to enhance the Company's decision-making process and execution. The Business Strategy Meeting discusses important matters for the Company and the CEO approves the execution of such matters.

The Company has organized management units called Strategic Business Units ("SBU"). Each SBU has established a managing company, or SBU Headquarters, which manages the subsidiaries of each SBU.

After deciding basic management policies and important matters, and clarifying the scope of responsibilities, the Board of Directors delegates certain decision-making authority to the Business Strategy Meeting, SBU Headquarters, and other relevant bodies.

Through this arrangement, the Company aims to ensure that our corporate governance mechanisms are functioning sufficiently, both in terms of timely decision-making and effective internal control.

Corporate Governance Structure



The following are the SBU Headquarters:

- HR Technology SBU : RGF OHR USA, INC.
- Media & Solutions SBU : Recruit Co., Ltd.
- Staffing SBU : RGF Staffing B.V.

Important decisions for the SBUs are made by the Board of Directors of each SBU Headquarters. The majority of the Board of Directors of each SBU Headquarters comprises non-Executive Directors of the Board who are appointed by the Holding Company. President/CEO of SBU Headquarters concurrently serve as Corporate Executive Officers of the Holding Company.

Board of Directors

Role of the Board of Directors

The Board of Directors seeks to increase enterprise and shareholder value in the mid-to long-term. The responsibilities of the Board of Directors include:

- Setting basic management policies to achieve the Company's strategic objectives

- Conducting oversight of operations and management
- Making decisions that could have a major impact on the Company
- Resolving matters required to be resolved by the Board of Directors as stipulated in relevant laws and regulations

Board of Directors meetings are held at least once every three months. The Board of Directors makes decisions on matters which significantly impact the Company's corporate governance and/or the Company's consolidated financial performance, such as investments above a certain threshold and key personnel matters. The Board of Directors delegates authority over other business matters to the Business Strategy Meeting and other decision-making bodies according to their appropriate level of responsibilities.

Criteria for determining organizational decision-making authority are set forth in the rules on decision-making authority. These rules are reviewed annually more than once by the Board of Directors and revised as necessary.

Composition of the Board of Directors

The Board of Directors is composed of seven Directors and four Audit & Supervisory Board members, including three Independent Directors and two Independent Audit & Supervisory Board members.

As a result of its growth, the Company today operates across many business sectors and geographic locations, engages with a broad universe of individual users and business clients, and employs people from diverse backgrounds. The Company recognizes that the Board of Directors should reflect this diversity to ensure that it sustains the high-quality discussions that drive innovation and the long-term success of the Company.

As for the size of the Board of Directors, the Company believes that the Board of Directors should have an appropriate number of members in order to foster high-quality discussions. Under the Company's Articles of Incorporation, the Board of Directors may have a maximum of eleven Directors.

In addition, we have a structure in which different persons serve as the Chairperson of the Board of Directors and the CEO. We believe that checks and balances are effective and this structure contributes to the strengthening of governance by separating the roles of the Chairperson of the Board of Directors and the CEO.

Approach to Selecting Directors of the Board

The approach to selecting candidates for the Board of Directors is to choose qualified personnel from a pool of diverse candidates who can fulfill the duties and responsibilities of the position by considering their skills, leadership and professional experience, personal background, judgment, personality, and insight, without discrimination based on attributes of gender, age, nationality or ethnicity. Current Directors who are considered for renomination are evaluated on these criteria as well as their performance on the Board and number of terms of office.

In order to further improve the quality of management decision-making, the Company is working to increase the diversity of the Board of Directors. The Company has specifically set a target for gender, and aims to propose candidates for election to its Annual Meeting of Shareholders, to achieve an approximately 50% ratio of women out of the total number of Directors of the Board and Audit & Supervisory Board members by FY2030. As of June 22, 2022, three of the eleven members of the Board of Directors including Audit & Supervisory Board members are women.

The Company has a policy that at least one third of the Directors of the Board are Independent Directors who maintain appropriate separation from management execution. As of June 22, 2022, there are seven Directors of the Board, of which three are reported as Independent Directors to the Tokyo Stock Exchange. Outside Directors are selected based on the above criteria as well as their management experience at corporations operating globally and/or that are publicly listed.

The Company expects Independent Directors to play the following roles in addition to supervising the management of the Company:

- To provide the Company with advice based on their management experience in corporations operating globally and/or that are publicly listed, which are necessary for the Company to further enhance its enterprise value and shareholder value in the mid-to long-term period.
- To play a leading role in matters related to selection and dismissal, compensation and evaluation of Directors of the Board and Corporate Executive Officers as a chair and/or member of the Nomination and Compensation Committees.
- To oversee decision-making in cases where any potential conflict of interest exists between Directors and the Company. The Board of Directors acts as the decision-making body for matters that may cause conflicts of interest by ensuring the decision is delivered under the presence of Independent Directors as well as outside Audit & Supervisory Board members.

In order to ensure that Independent Directors fulfill the above roles, the Company takes the following measures:

- To share and discuss the topics discussed during the Compliance Committee and Risk Management Committee with the Board of Directors for the purpose of creating an environment that allows Directors and Corporate Executive Officers to take appropriate risks when making decisions.
- To share and discuss the topics discussed during the Sustainability Committee as well as the voice of our shareholders with the Board of Directors for the purpose of ensuring the discussions at the Board appropriately reflect the diverse perspectives of our stakeholders.

In addition to the above mentioned Independent Directors, the Board appoints one non-Executive Director who does not execute business operations, but who has in-depth knowledge of and experience in the Internet industry.

Activities of the Board of Directors

The Board of Directors strives to foster an atmosphere that encourages free, open, and constructive discussion and exchange of opinions. The Board of Directors expects outside Directors to raise issues, actively comment, and advise, on matters in their areas of expertise and experience.

To ensure the Board of Directors has open and constructive discussion, meetings are conducted according to the following procedures:

- Draft versions of Board of Directors meeting materials are distributed to participants at least three business days prior to meetings.
- Along with Board of Directors meeting materials, the administrators provide summaries of the agenda discussion points. The administrators make a concerted effort to deliver the summaries three business days prior to meetings. In addition, the administrators explain to the Chairperson of the Board, Independent and non-Executive Directors the agenda details in advance of the meetings.
- The annual schedule for Board of Directors meetings is decided during the previous fiscal year, and at the beginning of each fiscal year the schedule for important agenda items is confirmed.
- The frequency of meetings, matters for deliberation and time devoted to discussion are reviewed each fiscal year and adjusted as necessary, based on the performance in the prior fiscal year and strategy for subsequent fiscal years.

The Board of Directors also provides opportunities for free discussion among participants outside of regular meetings, spending about the same amount of time as in the Board of Directors meetings, in order to encourage an active exchange of opinions.

Analysis and Evaluation of the Effectiveness of the Board of Directors

Overall comment

We assess the effectiveness of the Board overall annually, and review and implement improvement measures for the issues identified. As a result of evaluation of the effectiveness of the Board of Directors meetings for FY2021, the Board played an appropriate role, and the Board exercised its responsibilities appropriately, both in the supervision of, and decision-making over, execution. The Board is highly effective. The Board will further improve its effectiveness based on the issues identified through the evaluation process to continue to increase the corporate value and shareholder value as an attractive corporation for all stakeholders.

Evaluation method

As a method of evaluation, the secretariat of the Board leads the survey of directors and Audit & Supervisory Board members and obtains individual opinions from outside directors and Audit & Supervisory Board members. The result of the analysis is deliberated at the Board and reflected on the agenda for the following year and various measures. We have adopted this method with the understanding that the self-assessment by directors and Audit & Supervisory Board members who have deep understanding of the status of the Company is highly effective. In addition, the Board of Directors' effectiveness evaluation in the previous fiscal year confirmed that the Board of Directors is capable of open discussion.

Initiatives based on the evaluation of effectiveness for FY2020

Below initiatives were implemented and are making progress with regard to the issues identified in the previous fiscal year's evaluation, i.e., the enhancement of the business portfolio strategy and related risk management, and the enhancement of the corporate governance structure:

- Based on the medium- and long-term management policies disclosed in May 2022, effective discussions were conducted using a framework that allows for systematic discussion of strategies and risks.
- The appointment of one new outside director in June 2022 will improve the gender ratio of the Board of Directors, as well as strengthen the knowledge of the entire Board of Directors in areas such as sustainability and finance.

Measures based on the results of the Board of Directors' evaluation for FY2021

The Board of Directors has confirmed that it will prioritize the following measures to further improve the effectiveness of the Board of Directors through the effectiveness evaluation for FY2021.

- Consideration of medium- and long-term options, etc., centered on the Nomination Committee, regarding the diversification of nationality, gender and other aspects with respect to the composition of the Board of Directors and the strengthening of the executive structure, including the executive directors.
- Enhancement of mid- to long-term strategy discussions by resuming on-site meetings, which had been postponed due to the COVID-19 pandemic.

Audit & Supervisory Board

Role of the Audit & Supervisory Board

The Audit & Supervisory Board is responsible for the following:

- Supervising the activities and performance of each Director of the Board as well as the Board of Directors as a whole and auditing the maintenance and operational status of internal control policies, procedures, and processes, based on the audit plan.
- Evaluating the appropriateness and performance of the Independent Auditor.

All members of the Audit & Supervisory Board attend the Board of Directors meetings as part of their oversight responsibilities. In addition, one or more standing Audit & Supervisory Board members must attend the Business Strategy Meeting to enhance the oversight function.

The Audit & Supervisory Board generally meets once a month and holds extraordinary meetings as needed.

Composition of the Audit & Supervisory Board

The Audit & Supervisory Board comprises four members, including two outside members. One substitute Audit & Supervisory Board member has been elected, in order to avoid any potential non-compliance with the statutory requirement that more than half of the members of the Audit & Supervisory Board be outside members.

Approach to Selecting Audit & Supervisory Board Members

The approach to selecting candidates for the Audit & Supervisory Board is to select qualified persons with suitable experience and capabilities and with the necessary knowledge in the areas of finance, accounting, and legal affairs, to fulfill the duties and responsibilities as an Audit & Supervisory Board member. The Company has two standing Audit & Supervisory Board members who deeply understand the business of the Company, and two outside Audit & Supervisory Board members, one with expertise in legal affairs and one with expertise in finance and accounting.

All the Audit & Supervisory Board members make efforts to continuously expand their knowledge in order to fulfill their audit function in areas such as finance, accounting, and legal affairs through appropriate training courses funded by the Company. For example, the Audit & Supervisory Board members seek to deepen their understanding of the latest accounting standards and important matters for auditing by taking relevant training and seminars offered by the Japan Audit & Supervisory Board Members Association or by outside audit and assurance firms.

Advisory Bodies to the Board of Directors: Nomination and Compensation Committees

The Nomination and Compensation Committees advise the Board of Directors. Each committee has a majority of outside members and is chaired by an outside Director in order to enhance the transparency and objectivity of the decision-making process.

These committees review and consider the nomination, evaluation, and compensation of Directors and Corporate Executive Officers in each fiscal year. Final decisions are made by resolution of the Board of Directors.

The roles of each committee are as follows:

Nomination Committee

The Committee deliberates and reports to the Board of Directors on the nomination, succession and dismissal of the CEO, and appropriateness of the process for nominating and dismissing candidates for Directors of the Board and Corporate Executive Officers.

Succession planning for the CEO considers the role's desired skills and qualifications, the Company's strategic outlook and the Board's desired governance structure. The appointment of the CEO is approved by the Board of Directors based on the recommendation of the Nomination Committee.

Development plans for successor candidates are formulated based on the expected succession timing of the existing CEO and the Committee monitors the progress of these plans.

If the Company should face poor business performance and it is determined that this is the result of inadequate performance of the CEO, upon deliberation, the Nomination Committee may report its findings and recommend their dismissal to the Board of Directors.

Regarding the nomination of Directors of the Board and Corporate Executive Officers, discussions are held on the best management structure, taking into account the mid-to long-term governance policy and the timing of planned CEO succession. The Committee deliberates on the adequacy of the entire process above including selection of the candidates and resolutions by the Board of Directors.

Directors or Corporate Executive Officers can be dismissed in cases where it is recognized that they have significantly harmed the enterprise value of the Company due to violation of laws and regulations or other similarly significant reasons. In such cases, the Nomination Committee reviews the individual's conduct and makes a recommendation to the Board of Directors.

In the latest fiscal year the three main topics deliberated by the Nomination Committee were as follows:

- Nomination and succession of the CEO
- Board's desired governance structure and the skills matrix
- Appropriateness of the process for nominating and dismissing candidates for Directors of the Board and Corporate Executive Officers

Compensation Committee

The Compensation Committee deliberates on policies relating to the determination of compensation for Directors and Corporate Executive officers, evaluation procedures, compensation structure, the individual evaluation of Directors of the Board and Corporate Executive Officers, as well as individual compensation amounts.

In the latest fiscal year the two main topics deliberated and approved by the Compensation Committee were as follows:

- The level and elements of executive compensation
- The Directors' individual performance evaluation and compensation

Other Advisory Bodies to the Board of Directors

Compliance Committee

An advisory body to the Board of Directors chaired by the President, CEO, and Representative Director of the Board. The Committee deliberates on compliance themes and measures of the Company. The Committee decides and evaluates action plans based on the information collected from the Holding Company's administrative departments and subsidiaries. The Compliance Committee's deliberations and decisions are reported to the Board of Directors for promoting a compliance mindset.

Risk Management Committee

An advisory body to the Board of Directors chaired by the Managing Corporate Executive Officer and Director of the Board in charge of the Risk Management Division. The Committee deliberates on key risk themes and measures of the Company. The Committee monitors the status of risk management at each SBU as well as identifies and determines the risks deserving of particular attention, which are reported to the Board of Directors.

Sustainability Committee

An advisory body to the Board of Directors. Chaired by the Managing Corporate Executive Officer and Director of the Board in charge of sustainability. The Committee deliberates on the Company's sustainability strategy and monitors its progress. The Committee's participants include the CEO, the Chairperson, the Director of the Board in charge of sustainability, Corporate Executive Officers who are in charge of each SBU, and outside experts.

The Committee addresses important sustainability agendas of the Company, such as discussions to achieve the ESG commitment set forth as a management strategy, aiming to prosper together with all stakeholders.

Based on the Committee's deliberation, the Board of Directors then resolves the direction and action plans that promote the Company's sustainability activities, and monitors the progress.

Other Advisory Bodies

Business Strategy Meeting

An advisory body to the CEO and chaired by the CEO, the meeting attendees deliberate on matters mainly relating to investments and personnel for which authority has been delegated by the Board of Directors. The meeting consists of Executive Directors of the Board, Corporate Executive Officers in charge of corporate functions and standing Audit & Supervisory Board members.

Talent Development Committee

An advisory body to the Business Strategy Meeting with participation by Corporate Executive Officers of the Company, the Committee deliberates on matters concerning the fostering of key talent, including the planning and monitoring of their career development and professional growth.

Disciplinary Committee

An advisory body to the Board of Directors and Business Strategy Meeting, the Committee deliberates on the recommended disciplinary action for the Company's personnel including its employees.

Composition of the Board and Committees as of June 22, 2022

C
M
O
 Chair Member Observer

Position	Name and surname	Board of Directors	Audit & Supervisory Board	Advisory Body to the Board of Directors					Other Advisory Body
				Nomination Committee	Compensation Committee	Compliance Committee	Risk Management Committee	Sustainability Committee	Business Strategy Meeting
Chairperson and Representative Director of the Board	Masumi Minegishi	C		M		O	O	M	O
Representative Director of the Board, President and CEO	Hisayuki Idekoba	M		M	M	C	M	M	C
Internal Directors of the Board	Ayano Senaha	M		O	M	M	C	C	M
	Rony Kahan	M							O
Independent Directors of the Board	Naoki Izumiya	M		C	M				
	Hiroki Totoki	M		M	C				
	Keiko Honda	M		M	M			M	
Standing Audit & Supervisory Board Members	Yukiko Nagashima	M	*1	C		O	O		M
	Takashi Nishimura	M	*1	M		O	O		M
Independent Audit & Supervisory Board Members	Yoichiro Ogawa	M	*1	M	M				
	Katsuya Natori	M	*1	M	M				
Corporate Executive Officers	Yoshihiro Kitamura							M	M
	Rob Zandbergen							M	
	Junichi Arai					M	M		M
	Hiroaki Ogata								M
	Mio Kashiwamura					M	M		M
	Akihiko Mori					M	M		M
	Kentaro Mori					M	M		M
	Lowell Brickman					M	M		M
Outside Experts	Aron Cramer							M	
	Yves Serra							M	

¹ Audit & Supervisory Board members are required to attend the Board of Directors meetings to audit the execution of duties of Directors of the Board under the Companies Act of Japan.

Attendance for FY2021

Position	Name and surname	Board of Directors	Audit & Supervisory Board	Advisory Body to the Board of Directors				
				Nomination Committee	Compensation Committee	Compliance Committee	Risk Management committee	Sustainability Committee
Chairperson and Representative Director of the Board	Masumi Minegishi	13/13		2/2		2/2	2/2	2/2
President, CEO, and Representative Director of the Board	Hisayuki Idekoba	13/13		2/2	2/2	2/2	2/2	2/2
Internal Directors of the Board	Ayano Senaha	13/13		2/2	2/2	2/2	2/2	2/2
	Rony Kahan	13/13						
Independent Directors of the Board	Naoki Izumiya	13/13		2/2	2/2			
	Hiroki Totoki	13/13		2/2	2/2			
Standing Audit & Supervisory Board Members	Yukiko Nagashima	13/13	16/16			2/2	2/2	
	Akihito Fujiwara	13/13	16/16			2/2	2/2	
Independent Audit & Supervisory Board Members	Yoichiro Ogawa	13/13	16/16	2/2				
	Katsuya Natori	13/13	16/16		2/2			
Corporate Executive Officers	Yoshihiro Kitamura							2/2
	Rob Zandbergen							2/2
	Junichi Arai					2/2	2/2	
	Hiroaki Ogata							
	Mio Kashiwamura					2/2	2/2	
	Iwaaki Taniguchi					2/2	2/2	
	Takahiro Noguchi							
	Kentaro Mori					2/2	2/2	
	Lowell Brickman					2/2	2/2	
Outside Experts	Aron Cramer							2/2
	Yves Serrahi							2/2
	Keiko Honda							2/2

Skills Matrix of Directors of the Board

Name	Position	Skills and Expertise							
		Corporate Management	Finance	Legal/Risk Management	Global Business	Technology	HR Business	ESG/Sustainability	Transformation
Masumi Minegishi	Chairperson and Representative Director of the Board	●			●	●	●		●
Hisayuki Idekoba	President, CEO, and Representative Director of the Board	●			●	●	●		●
Ayano Senaha	COO, Managing Corporate Executive Officer, and Director of the Board			●	●	●	●	●	●
Rony Kahan	Director of the Board	non-Executive	●		●	●	●		●
Naoki Izumiya	Director of the Board	Independent	●		●			●	●
Hiroki Totoki	Director of the Board	Independent	●	●	●	●			●
Keiko Honda	Director of the Board	Independent	●	●	●			●	●
Yukiko Nagashima	Standing Audit & Supervisory Board Member	●					●		●
Takashi Nishimura	Standing Audit & Supervisory Board Member				●	●	●		●
Yoichiro Ogawa	Audit & Supervisory Board Member	Independent	●	●	●	●			●
Katsuya Natori	Audit & Supervisory Board Member	Independent			●	●	●		●

Independent Independent Director as reported to the Tokyo Stock Exchange

Internal Controls and their Operational Status

Important details of the Company's internal control policies, procedures, and processes were approved as follows by resolution of the Board of Directors meeting on March 18, 2022.

Measures to Ensure That Directors of the Board and Employees of the Company Comply with Laws and Regulations and the Articles of Incorporation in the Execution of Their Duties

Governance Structure

- A Board of Directors, which must include outside Directors, shall be established at the Company to carry out decision-making on important matters.
- An Audit & Supervisory Board, which shall include outside Audit & Supervisory Board members, shall be established at the Company. The Company's Audit & Supervisory Board members shall audit the execution of duties by the Company's Directors by attending meetings of the Board of Directors and other important meetings and investigating the state of operations and similar matters on the basis of the audit standards established by the Audit & Supervisory Board.
- The Company shall establish a Nomination Committee and Compensation Committee, each chaired by an outside Director, to conduct deliberations on the nomination, appointment, evaluation and compensation of the Directors and Corporate Executive Officers.
- The Company shall dispatch its Directors to each SBU Headquarters, such that the Company's Directors account for a majority of the Board of Directors of each SBU Headquarters and supervise the management of each SBU Headquarters.

Internal Audit

- An Internal Audit Department shall be established within the Company, under the direct control of the President, CEO, and Representative Director of the Board, and shall conduct audits of the Company's managers, employees, and similar personnel (collectively, "Recruit Affiliated Persons") and their compliance with laws and regulations, as well as the Articles of Incorporation and company policies.

Code of Ethics and Internal Policies

- The "Recruit Group Code of Ethics" shall be established and all Recruit Affiliated Persons shall be informed thereof.
- While giving due consideration to the autonomy and independence of the Company's subsidiaries, the "Recruit Group Policies" shall be established as shared group-wide policies for Recruit Holdings and its subsidiaries on matters such as decision-making, investment management, finance, human resource management, risk management, and compliance, in order to realize unified group-wide management of the whole Company.

Structure for Compliance

- The Company shall establish the "Recruit Group Compliance Policy" that sets forth basic policies regarding compliance. The Company's Board of Directors shall appoint an individual with ultimate responsibility for compliance, establish a department in charge of compliance, make decisions on basic group-wide compliance policies, and monitor the effectiveness of the compliance measures. The President, CEO, and Representative Director of the Board, shall convene and serve as chairperson of the Compliance Committee and shall evaluate the effectiveness of each SBU's compliance program and make decisions on the group-wide compliance plan at the Business Strategy Meeting.
- The Board of Directors of each SBU Headquarters shall appoint an individual with ultimate responsibility for compliance at the SBU, make decisions on the SBU's basic compliance policies, and monitor the effectiveness of the SBU's compliance measures. The CEO of each SBU Headquarters shall convene and serve as chairperson of the Compliance Committee for the SBU and shall evaluate the effectiveness of the SBU's compliance and make decisions on and inspections of the SBU Headquarters' operational plans.
- The CEO of each subsidiary of the Company shall appoint an individual with ultimate responsibility for compliance at the subsidiary, evaluate the effectiveness, and make decisions on and inspections of the subsidiary's operational plans of its compliance.

Whistleblowing Policy

- The Holding Company and its subsidiaries shall establish measures, including reporting hotlines for harassment and/or illegal or other improper behavior, to promptly transmit information to the applicable department in charge of compliance within the Company or the relevant subsidiary, in the event that a Recruit Affiliated Person discovers a potential issue related to internal controls. The department in charge of compliance that receives the report shall promptly and thoroughly investigate the matter, decide on response measures in consultation with the related departments, and implement appropriate response measures.

Training

- The Holding Company and its subsidiaries shall plan and conduct necessary training for Recruit Affiliated Persons to ensure compliance with the "Recruit Group Code of Ethics" and internal policies.

Disciplinary Actions

- In the event that a violation of laws, regulations, internal policies, or other compliance rules is discovered, the Holding Company and its subsidiaries shall impose strict measures against any Recruit Affiliated Persons involved in such violation.

Preventing All Relationships with Anti-Social Forces

- The Company shall establish procedures to prevent all relationships, including business relationships, with anti-social forces, as defined by the Japanese government.

Policies and Procedures concerning Retention and Management of Information regarding the Execution of Duties by the Company's Directors of the Board

- The Holding Company shall establish the "Documents and Contracts Management Policy," providing for the creation and retention of documents and materials related to Directors' execution of their duties, including documents such as the minutes of Annual Meetings of Shareholders, meetings of the Board of Directors, and Business Strategy Meetings.
- The length of time of, and department responsible for, the retention of the documents described in the previous paragraph shall be as set forth in the "Documents and Contracts Management Policy." Documents shall be retained in a manner that allows them to be viewed upon request by Recruit Holdings' Directors and Audit & Supervisory Board members.

Internal Policies and Other Measures concerning Management of Risk of Loss

- The Company shall establish the "Recruit Group Risk Management Policy" and "Recruit Group Risk Escalation Rules" to provide comprehensive, group-wide risk management.
- The Company's Board of Directors shall appoint an individual with ultimate responsibility for group-wide risk management, establish a department in charge of risk management, and make decisions on the basic policies regarding, and monitor the status of, the Company's risk management. In addition, the Risk Management Committee, chaired by the Director responsible for group-wide risk management, shall monitor risk management within each SBU and identify risks. Based on the results of these committee meetings, the Business Strategy Meeting shall identify and determine risks requiring particular attention at the group level and discuss measures to mitigate such risks.
- The Board of Directors of each SBU Headquarters shall appoint an individual with ultimate responsibility for risk management at the SBU and make decisions on basic policies regarding, and monitor the status of, the SBU's risk management. In addition, through the SBU Risk Management Committee attended by those responsible for the respective management functions of each SBU Headquarters, the Board of Directors of each SBU Headquarters shall monitor the status of risk management at each SBU as well as identify and determine the risks deserving of particular attention.
- The CEO of each of the Company's subsidiaries shall be ultimately responsible for risk management at the subsidiary and shall appoint an individual to oversee risk management at the subsidiary, identify risks for the subsidiary and determine the significance of such risks.
- If a serious incident occurs that may affect the Company as a whole, the Company shall establish a crisis management task force to address the situation.

Measures to Ensure the Efficient Execution of Duties by the Company's Directors of the Board and Its Subsidiaries

- The Company's Board of Directors or the Business Strategy Meeting shall set group-wide management targets for the Company and shall make these targets widely known within the Company as a whole, while also setting specific targets to be achieved by each function of the

Company in order to achieve the group-wide targets. The Company's Corporate Executive Officers in charge of each function shall determine and execute efficient methods of achieving these targets.

- The Company's Board of Directors shall regularly review the Company's progress in achieving these targets and, by promoting improvements such as eliminating or reducing factors that impede efficiency and increase the likelihood of achieving the targets.
- The Company shall establish a Business Strategy Meeting as an advisory body to the CEO and shall carry out discussions on necessary matters regarding management of the Company as a whole.
- In addition, expert committees such as the Sustainability Committee shall be set up as advisory bodies to the Company's Board of Directors or the Business Strategy Meeting.

Policies and Procedures to Ensure the Reliability of Internal Controls for Financial Reporting

The Company shall establish the "J-SOX General Policy," the policy for the Japanese regulatory framework similar to Sarbanes-Oxley (SOX), and a system of internal control for financial reporting based on the internal control reporting system described in the Financial Instruments and Exchange Act of Japan.

Policies and Procedures concerning Reporting to the Holding Company regarding the Execution of Duties by Subsidiaries' Directors of the Board and Similar Persons

- The Holding Company shall establish internal divisions to oversee each SBU. Based on requests from such oversight divisions, Directors of the subsidiaries shall regularly report their business results and the status of implementation of their business strategies to their respective oversight divisions.
- The Holding Company and SBU Headquarters shall share information regarding their management activities on a regular basis, and discuss management policies, as needed.
- The Company shall establish the "Group Management Policy of the Recruit Group" and require the Company's subsidiaries to obtain approval of the Holding Company regarding important issues and make a prior confirmation with or subsequent report to the relevant departments of the Company.

Matters concerning Appointment of Employees to Assist Audit & Supervisory Board Members in Their Audit Duties

The Company shall appoint one or more persons as "Assistants to support the Company's Audit & Supervisory Board members" ("Assistants") and make an official announcement of the appointment.

Matters relating to Ensuring the Independence of Employees from the Company's Directors of the Board Described in the Preceding Item and the Effectiveness of Instructions Given to the Employees

Assistants shall only follow the directions provided by the Audit & Supervisory Board members in supporting their duties. The opinions of the Audit & Supervisory Board members and the Audit & Supervisory Board shall be respected with regard to the appointment, transfer, evaluation, and discipline of these Assistants.

Procedures concerning Reports to the Company's Audit & Supervisory Board Members

Recruit Affiliated Persons and the Company's Independent Auditor shall report to the applicable Audit & Supervisory Board members of the Company on the matters set forth below. Measures shall be put in place to allow for reporting in a timely manner by means of meetings, interviews, telephone, email, and similar methods.

- Material matters regarding business management
- Matters that have the potential to cause significant loss to the Company
- Material matters regarding internal auditing and risk management

- Material violations of laws, regulations, or the Articles of Incorporation
- Any other material matters regarding internal controls

The Company's Audit & Supervisory Board members and the Internal Audit Department shall cooperate with the Directors of the Board and Audit & Supervisory Board members of each SBU Headquarters and its subsidiaries as needed and share information on a regular basis.

Measures to Ensure That Individuals Reporting on Matters Described in the Preceding Item Are Not Unfavorably Treated on the Basis of Such Reporting

The Company shall establish the "Recruit Group Compliance Policy" under which any individual who has made a report described in the preceding item may not be subjected to unfavorable treatment such as dismissal, unjustified transfer, or similar measures due to him or her reporting such matters in good faith.

Matters relating to Policies concerning Procedures for Making Advance Payments or Reimbursements of Expenses Incurred in Connection with the Execution of Duties by the Company's Audit & Supervisory Board Members and Treatment of Other Expenses or Obligations Associated with the Execution of Duties by These Members

The Company shall bear the costs of the budget requested in advance by the Audit & Supervisory Board members for expenses necessary to execute their duties. In addition, the Company's Audit & Supervisory Board members may request payment from the Company of expenses incurred in urgent or unexpected circumstances, and the Company shall bear such costs.

Other Measures to Ensure the Effectiveness of Audits by Audit & Supervisory Board Members

The Company's Audit & Supervisory Board members and Audit & Supervisory Board shall hold regular meetings to exchange opinions with the President, CEO, and Representative Director of the Board and with the Company's Independent Auditor, respectively.

Agreement with Directors of the Board and Audit & Supervisory Board Members

Agreement for Limitation of Liability of Non-Executive Directors of the Board and Audit & Supervisory Board Members

The Company has entered into an agreement with each of the non-Executive Directors of the Board and with Audit & Supervisory Board members, to limit their liability under Article 423, Paragraph 1 of the Companies Act of Japan. The maximum amount of liability for damages covered in the agreement is the minimum amount required under applicable laws and regulations. The limitation of liability, however, applies only when the respective personnel has performed their duties in good faith and are not deemed negligent.

Directors and Officers Liability Insurance Contract

Since the Company is promoting global business development, it has entered into a directors and officers liability insurance contract principally to hire and retain outstanding executives globally, who have the knowledge, experience and professional relationships on a high level, and to enable them to execute their duties without fear of failure.

Directors of the Board, Audit & Supervisory Board members, and Corporate Executive Officers (including their inheritors) and employees of the Company including its subsidiaries (excluding those whose total assets are more than 25% of the consolidated assets of the Company, or whose securities are publicly traded on any exchanges in the US), among others, are named as the insured of the contract. The Company pays all of the insurance premiums. The insurance contract covers any losses, legal defense costs, etc. caused by the insured persons' execution of their duties, and which are claimed for during the term of insurance. However, the contract does not cover any losses caused by dishonest or improper conduct such as willful

breach of duty or criminal acts.

Items Defined in the Company's Articles of Incorporation

Number of Directors of the Board

The Articles of Incorporation stipulate that the Company shall have no more than 11 Directors of the Board.

Requirements for Resolutions on the Appointment of Directors of the Board

The Articles of Incorporation stipulate that resolutions on the appointment of Directors require the attendance of at least one-third of shareholders with voting rights at Shareholders Meeting, and approval based on the majority of those voting rights. The Articles of Incorporation also stipulate that resolutions on the appointment of Directors shall not be based on cumulative voting.

Requirements for Special Resolutions of Shareholders Meeting

The Articles of Incorporation stipulate that special resolutions of Shareholders Meeting as stipulated in Article 309, Paragraph 2 of the Companies Act of Japan require the attendance of at least one-third of shareholders with voting rights, and approval based on at least two-thirds of those voting rights. The purpose of this is to facilitate the smooth operation of Shareholders Meeting by relaxing the quorum for special resolutions at the meeting.

Decision-making Body for Dividends from Surplus

The Articles of Incorporation stipulate that the matters stipulated in each item of Article 459, Paragraph 1 of the Companies Act of Japan concerning dividends from surplus may be determined through a resolution of the Board of Directors without requiring a resolution of Shareholders Meeting, unless separately stipulated by laws and regulations. The purpose of this is to delegate authority over dividends from surplus to the Board of Directors so that profits can be returned to shareholders in a flexible manner.

Share Buyback

Pursuant to the provisions of Article 165, Paragraph 2 of the Companies Act of Japan, the Articles of Incorporation stipulate that the Company may buy back its own shares based on a resolution of the Board of Directors. The purpose of this is to buy back the shares through market transactions to enable the execution of flexible capital policies in response to changes in the business environment.

Liability Exemption for Directors of the Board and Audit & Supervisory Board Members

Pursuant to the provisions of Article 426, Paragraph 1 of the Companies Act of Japan, the Company may, to the extent permitted by laws and regulations, exempt Directors (including former Directors) and Audit & Supervisory Board members (including former Audit & Supervisory Board members) from liability for damages due to negligence of their duties by a resolution of the Board of Directors. The purpose of this is to create an environment in which Directors and Audit & Supervisory Board members can fully demonstrate their abilities and fulfill their expected roles in the performance of their duties.

Leadership

Board of Directors

MASUMI MINEGISHI

Director of the Board since 2009



Chairperson and Representative Director of the Board

Age: 58

(Date of Birth: January 24th, 1964)

Number of Company shares held: 1,010,359

Meeting body in charge as of June 2022 (*Bold: Chairperson)

Board of Directors, Business Strategy Meeting, Nomination Committee, Compensation Committee, Compliance Committee, Risk Management Committee, Sustainability Committee

Career summary:

Masumi Minegishi is Chairperson and Representative Director of the Board. He has previously served as President, CEO, and Representative Director of the Board of Recruit Holdings from 2012 to 2020. He is credited with leading the Company's transformation into a global tech company. Five years after joining the Company in 1987, Mr. Minegishi was transferred to the new business development office, where he contributed to the launch of Zexy, the bridal magazine. He became Executive Officer in 2003 and Managing Corporate Executive Officer in 2004. After leading the housing information business and consolidated numerous operations to build the SUUMO brand, he was appointed Director of the Board and Managing Corporate Executive Officer in 2009.

Term of office:

From June 17, 2021 to the conclusion of the Annual Meeting of Shareholders to be held in 2022.

Career summary, positions and responsibilities

*Unless otherwise stated, position refers to Recruit Holdings Co., Ltd.
Current position

June	2022	Outside Director* of ANA HOLDINGS INC. Outside Director* of Konica Minolta, Inc
April	2021	Chairperson* and Representative Director of the Board*
April	2019	Vice Chairman* of KEIZAI DOYUKAI (Japan Association of Corporate Executives)
April	2012	President, CEO, and Representative Director of the Board
April	2011	Senior Managing Corporate Executive Officer in charge of Corporate Strategy Office, Business Development, Corporate Planning, Human Resources, and Integrated Marketing Communication(IMC); Director of the Board
April	2010	Managing Corporate Executive Officer in charge of Customer Action Platform Strategic Business Unit, Business Development, Corporate Planning, and Housing; Director of the Board (Customer Action Platform referring to the travel, dining, beauty, education, and other lifestyle business categories)
June	2009	Managing Corporate Executive Officer in charge of Business Development, Corporate Planning, and Housing; Director of the Board
April	2004	Managing Corporate Executive Officer in charge of Important Strategy Control at

		Sales Promotion Business (formerly the Group-IMC Strategic Business Unit), Housing Division Company, and IMC Division Company
April	2003	Corporate Executive Officer in charge of Information & Editing Department and IMC Division Company
April	1987	Joined the Company

Significant concurrent position(s)

- Vice Chairman of KEIZAI DOYUKAI (Japan Association of Corporate Executives)
- Outside Director of the Board of ANA HOLDINGS INC.
- Outside Director of the Board of KONICA MINOLTA, INC.

Reasons for being appointed as a Director of the Board

Masumi Minegishi served as CEO of Recruit Holdings Co., Ltd., from 2012 to March 2021 and demonstrated strong leadership as he oversaw the business of the entire group. Mr. Minegishi has served as a Director of the Board since 2009 and we believe that he is the appropriate person to sustainably improve the enterprise value of the Company, and should continue to serve as a Director of the Board.

Mr. Minegishi's role as Chairperson and Representative Director of the Board of the Company chiefly involves carrying out supervision of management. He is not responsible for managing any particular business area, and he has limited involvement in the execution of day-to-day operations.



President, CEO, and Representative Director of the Board

Age: 47

(Date of Birth: April 22nd, 1975)

Number of Company shares held: 234,024

Meeting body in charge as of June 2022 (*Bold: Chairperson)

Board of Directors, **Business Strategy Meeting**, Nomination Committee, Compensation Committee, **Compliance Committee**, Risk Management Committee, Sustainability Committee

Career summary:

Hisayuki "Deko" Idekoba is President, CEO, and Representative Director of the Board of Recruit Holdings. He previously served as COO and Executive Vice President overseeing the company's business operations and was appointed a Director of the Board in 2019. Mr. Idekoba has led the digital transformation of the Company's numerous businesses including Jalan, travel service and Hot Pepper Beauty, beauty salon reservation service. He was responsible for transitioning print publications and marketing into online businesses, and making online booking common in the Japan market. In his previous role as Corporate Executive Officer, he led the acquisition of Indeed and later served as CEO & President of Indeed, transforming the Company into the leading global HR technology company it is today.

Term of office:

From June 17, 2021 to the conclusion of the Annual Meeting of Shareholders to be held in 2022.

Career summary, positions and responsibilities

*Unless otherwise stated, position refers to Recruit Holdings Co., Ltd.
Current position

April	2021	President*, CEO* in charge of Corporate Planning Division, and HR Technology Segment; Representative Director of the Board*
April	2020	Executive Vice President in charge of Finance and Operations (COO); Director of the Board
June	2019	Senior Managing Corporate Executive Officer in charge of Corporate Planning (CSO), Administration (CRO), and Operations (COO); Director of the Board
April	2019	Senior Managing Corporate Executive Officer in charge of Corporate Planning (CSO), Administration (CRO), and Operations (COO); Director of the Board* of Indeed, Inc.
April	2018	Director of the Board* of Recruit Co., Ltd.
January	2018	Senior Managing Corporate Executive Officer in charge of Operations (COO); CEO* and Director of the Board* of RGF OHR USA, INC.; Chairman* and Director of the Board* of RGF Staffing B.V. (formerly Recruit Global Staffing B.V.)
April	2016	Managing Corporate Executive Officer in charge of HR Technology Strategic Business Unit ("SBU") (formerly Global Online HR SBU)
October	2015	CEO of Indeed, Inc.
October	2013	CEO and President of Indeed, Inc.
September	2012	Chairman of the Board of Indeed, Inc.


April	2012	Corporate Executive Officer in charge of R&D and Asia Job Board at Global Headquarters
April	1999	Joined the Company

Significant concurrent position(s)

- Director of the Board of Indeed, Inc.
- CEO and Director of the Board of RGF OHR USA, INC.
- Director of the Board of Recruit Co., Ltd.
- Chairman and Director of the Board of RGF Staffing B.V.

Reasons for being appointed as a Director of the Board

Hisayuki "Deko" Idekoba has served as CEO of Recruit Holdings Co. Ltd., since 2021 and oversees the business of the entire group, which has greatly benefitted from his strong leadership. Mr. Idekoba has driven much of the Company's technology-based business growth and has successfully achieved steady growth of Indeed. Mr. Idekoba has served as a member of the Board of Directors of the Company since 2019 and we believe that he is the appropriate person to sustainably improve the enterprise value of the Company, and should continue to serve as a Director of the Board.



COO, Managing Corporate Executive Officer, and Director of the Board

Age: 39

(Date of Birth: December 5th, 1982)

Number of Company shares held: 20,393

Meeting body in charge as of June 2022 (*Bold: Chairperson)

*Board of Directors, Business Strategy Meeting, Nomination Committee, Compensation Committee, Compliance Committee, **Risk Management Committee, Sustainability Committee***

Career summary:

Ayano "Sena" Senaha is COO, Managing Corporate Executive Officer in charge of Human Resources and General Affairs Division, Finance Division, Risk Management Division, and Corporate Planning and Sustainability Transformation in the Corporate Planning Division, and Director of the Board. She has played a major role in the rapid globalization of the Company, leading and contributing to a series of post-merger integrations. Six years after joining the Company, she was transferred to newly acquired ADVANTAGE GROUP LIMITED in London in 2012. She skillfully turned around its financial performance after being appointed Managing Director in 2014. She became Chief of Staff at Indeed, Corporate Executive Officer in 2018, and Director of the Board in 2020. She is credited with aiding the development of a corporate governance structure that neutralizes risks while enabling quick decision-making.

Term of office:

From June 17, 2021 to the conclusion of the Annual Meeting of Shareholders to be held in 2022.

Career summary, positions and responsibilities

*Unless otherwise stated, position refers to Recruit Holdings Co., Ltd.
Current position

April	2022	Director of the Board* of RGF Staffing B.V. Member of the Board of Directors* of Georg Fischer Ltd.
April	2021	COO*, and Managing Corporate Executive Officer* in charge of Human Resources and General Affairs Division, Finance Division, Risk Management Division, and Corporate Planning and Sustainability Transformation in the Corporate Planning Division; Director of the Board*
June	2020	Managing Corporate Executive Officer in charge of Corporate Planning (CSO), Human Resources and General Affairs (CHRO), and Risk Management (CRO) ; Director of the Board
April	2020	Managing Corporate Executive Officer in charge of Corporate Planning (CSO), Human Resources and General Affairs (CHRO), and Risk Management (CRO)
January	2020	Director of the Board* of Glassdoor, Inc.
April	2018	Corporate Executive Officer in charge of Corporate Planning, Corporate Communication, and Human Resources
January	2018	Executive Manager in charge of Corporate Planning and Talent Management; Chief of Staff at Indeed, Inc.;


		Director of the Board* of RGF OHR USA, INC.
April	2016	Executive Manager in charge of Talent Management
July	2015	Executive Manager in charge of R&D Business Development
January	2014	Managing Director of ADVANTAGE GROUP LIMITED; Managing Director of ADVANTAGE PROFESSIONAL UK LIMITED; Director of ADVANTAGE XPO LIMITED
January	2013	Director of RGF Staffing UK Limited (formerly ADVANTAGE RESOURCING UK LIMITED); Director of ADVANTAGE XPO LIMITED
April	2006	Joined the Company

Significant concurrent position(s)

- Director of the Board of RGF OHR USA, INC.
- Director of the Board of RGF Staffing B.V.,
- Director of the Board of Glassdoor, Inc.
- Member of the Board of Directors of Georg Fischer Ltd.

Reasons for being appointed as a Director of the Board

Ayano "Sena" Senaha has served as COO of the Company since 2021 and Corporate Executive Officer since 2018. Ms. Senaha has played a major role in the rapid globalization of the Company, having led and contributed to several post-merger integrations and having developed a corporate governance structure which ensures the balance of business strategies and risk management. Ms. Senaha has served as a member of the Board of Directors of the Company since 2020 and we believe that she is the appropriate person to sustainably improve the enterprise value of the Company, and should continue to serve as a Director of the Board.



**Director of the Board
(Non-Executive)**

Age: 54

(Date of Birth: November 26th, 1967)

Number of Company shares held: 183,550

Career summary:

Rony Kahan was appointed Director of the Board of Recruit Holdings in 2018. He has also served as Chairman and Director of the Board of Indeed since 2013. Mr. Kahan started his career in the HR industry in 1998 by co-founding jobsinthemoney.com, which became the leading job site for finance professionals. In 2003 he sold the business, and the following year, co-founded Indeed with the mission to help people get jobs. This novel approach to the job search market caught the attention of Recruit Holdings, which acquired Indeed in 2012. Working together with the new leadership team, Mr. Kahan successfully grew Indeed into the world’s leading job search engine.

Meeting body in charge as of June 2022

Board of Directors, Business Strategy Meeting

Term of office:

From June 17, 2021 to the conclusion of the Annual Meeting of Shareholders to be held in 2022.

Career summary, positions and responsibilities

*Unless otherwise stated, position refers to Recruit Holdings Co., Ltd.
Current position

June	2018	Director of the Board*
April	2018	Chairman and Director of the Board* of RGF OHR USA, INC.
October	2013	Chairman and Director of the Board* of Indeed, Inc.
September	2012	CEO of Indeed, Inc.
November	2004	Co-founder, President, and Chairman of the Board of Indeed, Inc.
August	1998	Co-founder of jobsinthemoney.com, Inc.

Significant concurrent position(s)

- Chairman and Director of the Board of Indeed, Inc.
- Chairman and Director of the Board of RGF OHR USA, INC.

Reasons for being appointed as a Director of the Board

Rony Kahan is a co-founder of Indeed, Inc., a consolidated subsidiary of Recruit Holdings. We are confident that his extensive track record of innovation, his deep expertise and broad connections in the HR technology industry will help us further accelerate the global expansion of our HR technology business. Mr. Kahan has served as a Director of the Board of the Company since 2018 and we believe that he is the appropriate person to sustainably improve the enterprise value of the Company, and should continue to serve as non-Executive Director of the Board.



**Outside Director of the Board
(Non-Executive, Independent)**

Age: 73

*(Date of Birth: August 9th,
1948)*

**Number of Company shares
held: 1,165**

**Meeting body in charge as of June 2022 (*Bold:
Chairperson)**

*Board of Directors, **Nomination Committee**,
Compensation Committee*

Career summary:

Naoki Izumiya, who is Honorary Advisor of Asahi Group Holdings, Ltd., has served as an outside Director of the Recruit Holdings' Board since 2018. Before his role as Chairman, he promoted the growth of Asahi Group companies and spearheaded acquisitions including Calpis Co., Ltd. He expanded the business globally to Oceania, south east Asia and Europe. Mr. Izumiya served in various roles at Asahi Breweries, Ltd. including Senior General Manager of Strategy Planning Headquarters, General Manager of the Tokyo Branch and Public Relations before he was appointed President and Representative Director of Asahi Breweries, Ltd. in 2010.

Term of office:

From June 17, 2021 to the conclusion of the Annual Meeting of Shareholders to be held in 2022.

Career summary, positions and responsibilities

			<i>*Current position</i>
March	2021	Honorary Advisor* of Asahi Group Holdings, Ltd.	
March	2019	Chairman of the Board of Asahi Group Holdings, Ltd.	
June	2018	Outside Director of the Board* of Recruit Holdings Co., Ltd., and Independent Director* of Obayashi Corporation	
March	2018	Chairman and Representative Director of Asahi Group Holdings, Ltd.	
March	2016	Chairman and Representative Director, CEO of Asahi Group Holdings, Ltd.	
March	2014	President and Representative Director, CEO of Asahi Group Holdings, Ltd.	
July	2011	President and Representative Director, COO of Asahi Group Holdings, Ltd.	
March	2010	President and Representative Director of Asahi Breweries, Ltd.	
March	2009	Senior Managing Director and Senior Managing Corporate Officer of Asahi Breweries, Ltd.	
March	2006	Managing Director, Managing Corporate Officer, and Senior General Manager of Sales & Marketing Headquarters for Alcoholic Beverages at Asahi Breweries, Ltd.	
March	2004	Managing Director of Asahi Breweries, Ltd.	
March	2003	Director of Asahi Breweries, Ltd.	
September	2001	Corporate Officer, Deputy General Manager of Tokyo Metropolitan Headquarters, and General Manager of Tokyo Branch at Asahi Breweries, Ltd.	
October	2000	Corporate Officer and Senior General Manager of Strategy Planning Headquarters at Asahi Breweries, Ltd.	
March	2000	Corporate Officer and Senior General Manager of Group Management Strategy Headquarters at Asahi Breweries, Ltd.	

April 1972 Joined Asahi Breweries, Ltd.

Significant concurrent position(s)

- Honorary Advisor of Asahi Group Holdings, Ltd.
- Independent Director of Obayashi Corporation

Reasons for being appointed as a Director of the Board

Naoki Izumiya has a strong background in advanced corporate communication strategy, a track record of executive development, and extensive experience enhancing enterprise value through aggressive acquisition and successful synergistic integration of overseas companies. Mr. Izumiya has served as an outside Director of the Board of Recruit Holdings since 2018. We believe that he is the appropriate person to advise the Company on overall management and supervise the execution of the business, and should continue to serve as outside Director of the Board.

Independence criteria

Naoki Izumiya meets both the requirements for independence stipulated by the Tokyo Stock Exchange and those of the Holding Company.

Mr. Izumiya has within the past 10 years served as Chairman and Representative Director of Asahi Group Holdings, Ltd., and serves as Independent Director of Obayashi Corporation.

These companies have business relationships with the Company in services in the HR Technology business, the Media & Solutions business and the Staffing business. However, such transactions account for less than 1% of the consolidated revenue of these companies and Recruit Holdings, respectively, and are thus too small to be material.

Therefore, the Company believes that Mr. Izumiya has sufficient independence where there are no potential conflicts of interests with general shareholders.



**Outside Director of the Board
(Non-Executive, Independent)**

Age: 57

(Date of Birth: July 17th, 1964)

**Number of Company shares
held: 3,224**

Meeting body in charge as of June 2022 (*Bold: Chairperson)

*Board of Directors, Nomination Committee,
Compensation Committee*

Career summary:

Hiroki Totoki, who is currently Executive Deputy President, CFO, Representative Corporate Executive Officer, and Director of the Board of Sony Group Corporation, has served as an Outside Director of the Recruit Holdings' Board since 2018. In previous roles at Sony Corporation, he contributed to the launch of Sony Bank, Inc., and led Sony's Business Strategy, Corporate Development, Finance, and New Business Development departments. In 2013, he became Representative Director and CFO of Sony Network Communications Inc. (formerly So-net Entertainment Corporation). In 2014, Mr. Totoki led the structural reformation of the smartphone business as President and CEO of Sony Mobile Communications Inc.

Term of office:

From June 17, 2021 to the conclusion of the Annual Meeting of Shareholders to be held in 2022.

Career summary, positions and responsibilities

		<i>*Current position</i>
April	2021	Director*, Executive Deputy President* and CFO*, Representative Corporate Executive Officer* of Sony Group Corporation
June	2020	Director, Executive Deputy President and CFO, Representative Corporate Executive Officer of Sony Corporation
June	2019	Director of Sony Corporation
June	2018	Senior Executive Vice President, CFO, and Representative Corporate Executive Officer of Sony Corporation; Outside Director of the Board* of Recruit Holdings Co., Ltd.
April	2018	Executive Vice President, CFO, and Representative Corporate Executive Officer of Sony Corporation
June	2017	Executive Vice President, CSO, and Corporate Executive Officer of Sony Corporation
April	2016	Executive Vice President and Corporate Executive Officer of Sony Corporation; President and Representative Director of Sony Network Communications, Inc. (formerly So-net Corporation)
November	2014	Group Executive of Sony Corporation; President and CEO of Sony Mobile Communications Inc.
December	2013	Senior Vice President and Corporate Executive of Sony Corporation
April	2013	Representative Director, Corporate Executive Officer, Deputy President, and CFO of Sony Network Communications Inc. (formerly So-net Entertainment Corporation)
April	2012	Representative Director, Corporate Executive Officer and Senior Managing Director of Sony Network Communications, Inc. (formerly So-net Entertainment Corporation)

June	2005	Director, Corporate Executive Officer and Senior Managing Director of Sony Network Communications, Inc. (formerly Sony Communication Network Corporation)
February	2002	Representative Director of Sony Bank, Inc.
April	1987	Joined Sony Corporation

Significant concurrent position(s)

Director, Executive Deputy President and CFO, Representative Corporate Executive Officer of Sony Group Corporation

Reasons for being appointed as a Director of the Board

Hiroki Totoki has deep insight, cultivated through years of managing a global company with diversified business portfolios and experience leading technology-based business development. Mr. Totoki has served as an outside Director of the Board of Recruit Holdings since 2018. We believe that he is the appropriate person to advise the Company on overall management and supervise the execution of business, and should continue to serve as outside Director of the Board.

Independence criteria

Hiroki Totoki meets both the requirements for independence stipulated by the Tokyo Stock Exchange and those of the Holding Company.

Mr. Totoki currently serves as Director, Executive Deputy President and CFO, Representative Corporate Executive Officer of Sony Group Corporation, which has a business relationship with the Company in services in the HR Technology business, Media & Solutions business and the Staffing business.

However, such transactions account for less than 1% of Sony Group Corporation consolidated sales and operating revenue and Recruit Holdings consolidated revenue, respectively, and are thus too small to be material.

Therefore, the Company believes that Mr. Totoki has sufficient independence where there are no potential conflicts of interests with general shareholders.



**Outside Director of the Board
(Non-Executive, Independent)**

Age: 60
(Date of Birth: September 27th,
1961)

**Number of Company shares
held: 0**

Meeting body in charge as of June 2022

Board of Directors, Nomination Committee,
Compensation Committee, Sustainability Committee

Career summary:

Keiko Honda has served as an outside Director of the Recruit Holdings' Board since 2022. She is highly experienced in corporate management, financial economics, ESG, and is currently an Adjunct Professor and Adjunct Senior Research Scholar on ESG investing at Columbia University School of International and Public Affairs, a position she has held since 2020. Ms. Honda began her career at Bain & Company Japan in 1984. In 1986, she joined Shearson Lehman Brothers Securities Co., Ltd., and later joined McKinsey & Company as the first female senior partner in the Asian division, where she advised on corporate strategy and M&A for 24 years since 1989. Ms. Honda was appointed Executive Vice President in 2013, and served as CEO and Executive Vice President of Multilateral Investment Guarantee Agency of the World Bank Group from 2014 to 2019.

Term of office:

From June 17, 2021 to the conclusion of the Annual Meeting of Shareholders to be held in 2022.

Career summary, positions and responsibilities

**Current position*

June	2022	Outside Director of the Board* of Recruit Holdings Co., Ltd.
June	2021	Independent Board Member* of Mitsubishi UFJ Financial Group, Inc.
March	2020	Independent Board Member* of AGC Inc.
January	2020	Adjunct Professor and Adjunct Senior Research Scholar* at Columbia University School of International and Public Affairs
October	2019	Retired from Multilateral Investment Guarantee Agency (World Bank Group)
June	2014	CEO and Executive Vice President of Multilateral Investment Guarantee Agency (World Bank Group)
July	2013	Executive Vice President of Multilateral Investment Guarantee Agency (World Bank Group)
July	2007	Senior Partner of McKinsey & Company, Inc. Japan
July	1999	Partner of McKinsey & Company, Inc. Japan
July	1989	Joined McKinsey & Company, Inc. Japan
May	1986	Joined Shearson Lehman Brothers Securities Co., Ltd.
April	1984	Joined Bain & Company Japan, Inc.

Significant concurrent position(s)

- Adjunct Professor and Adjunct Senior Research Scholar at Columbia University School of International and Public Affairs
- Independent Board Member of AGC Inc.
- Independent Board Member of Mitsubishi UFJ Financial Group, Inc.

Reasons for being appointed as a Director of the Board

Keiko Honda has served in key roles in both financial institutions and consulting firms at a time when they were expanding their business globally, and has a great wealth of experience and knowledge in management and finance, as well as a high level of expertise with regard to ESG issues. We believe that she is the appropriate person to advise the Company on overall management and supervise the execution of business, and should serve as outside Director of the Board.

Independence criteria

Keiko Honda meets both the requirements for independence stipulated by the Tokyo Stock Exchange and those of the Holding Company.

Ms. Honda currently serves as Independent Director of AGC, and Mitsubishi UFJ Financial Group, and also serves as Adjunct Professor and Adjunct Senior Research Scholar at Columbia University School of International and Public Affairs. They have a business relationship with the Company in services in the HR Technology business, the Media & Solutions business and the Staffing business..

However, such transactions account for less than 1% of the consolidated revenue of these organizations and Recruit Holdings, respectively, and are thus too small to be material.

In addition, within the past 10 years, Ms. Honda had served as CEO and Executive Vice President of Multilateral Investment Guarantee Agency (World Bank Group).


However, there are no material transactions between this organization and the Company.

Therefore, the Company believes that Ms. Honda has sufficient independence where there are no potential conflicts of interests with general shareholders.

Audit & Supervisory Board Members

YUKIKO NAGASHIMA (Name on family register: YUKIKO WATANABE)

Audit & Supervisory Board Member since 2016



Standing Audit & Supervisory Board Member

Age: 61

(Date of Birth: April 4th, 1961)

Number of Company shares held: 444,579

Career summary:

Yukiko Nagashima assumed her current role as a standing Audit & Supervisory Board member for Recruit Holdings in 2016. She started out in Recruit Holdings' HR business and transferred to the HR department in 1995, where she led talent management initiatives. In 2002, she spearheaded the growth of Zexy bridal business. In 2006, Ms. Nagashima was appointed Corporate Executive Officer. Two years later, Ms. Nagashima became President and Representative Director of Recruit Staffing Co., Ltd., where she promoted productivity-focused work styles and diversity and inclusion in the workforce.

Meeting body in charge as of June 2022 (*Bold: Chairperson)

*Board of Directors, **Audit & Supervisory Board**, Business Strategy Meeting, Compliance Committee, Risk Management Committee*

Term of office:

From June 30, 2020 to the conclusion of the Annual Meeting of Shareholders to be held in 2024.

Career summary and positions

*Unless otherwise stated, position refers to Recruit Holdings Co., Ltd.
Current position

June	2021	Outside Audit & Supervisory Board Member* of Sumitomo Corporation
March	2019	Outside Director of the Board* of Japan Tobacco Inc.
April	2018	Standing Audit & Supervisory Board Member* of Recruit Co., Ltd.
June	2016	Standing Audit & Supervisory Board Member*
April	2016	Advisor
January	2008	President and Representative Director of Recruit Staffing Co., Ltd.
April	2006	Corporate Executive Officer in charge of the Bridal Information Division
April	1985	Joined the Company

Significant concurrent position(s)

- Outside Director of the Board of Japan Tobacco Inc.
- Outside Audit & Supervisory Board Member of Sumitomo Corporation

Reasons for being appointed as an Audit & Supervisory Board member

Yukiko Nagashima has served in the management of the Company as Corporate Executive Officer. Ms. Nagashima has a wealth of experience and knowledge in human resources, the bridal related information business and the staffing business operations. She has served as an Audit & Supervisory Board member since 2016 and we believe that she is the appropriate person to supervise the Company's overall management, and should continue to serve as Audit & Supervisory Board member.



Audit & Supervisory Board Member

Age: 48

(Date of Birth: October 22nd, 1973)

Number of Company shares held: 134,633

Meeting body in charge as of June 2022

Board of Directors, Audit & Supervisory Board, Business Strategy Meeting, Compliance Committee, Risk Management Committee

Career summary:

Takashi Nishimura has served as a standing Audit & Supervisory Board member of Recruit Holdings since 2022. He joined the Company in 1997 and has been in charge of promoting and overseeing domestic and international businesses. He has served as Director of the Board of Indeed, Inc. since 2014 and as Director of the Board of Recruit Global Staffing B.V. (currently RGF Staffing B.V.) since 2018, where he has promoted and overseen businesses across the Group. From 2019 to 2021, Mr. Nishimura served as Senior Vice President and GM of Recruiting Solutions at Indeed, Inc., where he was responsible for the company's new recruiting/staffing solutions and services. He currently contributes to new business development across the human resources matching domain that drives the growth of our Group.

Term of office:

From June 21, 2022 to the conclusion of the Annual Meeting of Shareholders to be held in 2026.

Career summary and positions

*Unless otherwise stated, position refers to Recruit Holdings Co., Ltd.
Current position

June	2022	Standing Audit & Supervisory Board Member*
January	2019	Senior Vice President and GM of Recruiting Solutions of Indeed, Inc..
January	2018	Director of the Board of RGF Staffing B.V. (formerly Recruit Global Staffing B.V.)
April	2016	Head of Business Management Department for Global Online HR SBU
April	2014	Director of the Board of Indeed, Inc.
February	2014	Executive Vice President of Recruit U.S.A.
April	2013	Head of International Business Management Department
April	2012	Company Partner of Business Management Department
April	1997	Joined the Company

Reasons for being appointed as an Audit & Supervisory Board member

Takashi Nishimura has a great wealth of knowledge and experience overseeing and managing Recruit Group's global business. We believe that he is the appropriate person to supervise the Company's overall management, and should serve as a substitute Audit & Supervisory Board member.



Outside Audit & Supervisory Board Member (Independent)

Age: 66

(Date of Birth: February 19th, 1956)

Number of Company shares held: 0

Career summary:

Yoichiro Ogawa was appointed an outside Audit & Supervisory Board member of Recruit Holdings in 2020. He holds over 30 years of auditing, accounting, and leadership experience with Deloitte Touche Tohmatsu LLC. He served in various roles including Partner, Vice Chairman of the Board of Directors, Asia-Pacific Region Representative, and CEO of Deloitte Tohmatsu Group leading the enhancement of the brand value within Japan, and driving cooperation with countries across regions. Mr. Ogawa founded the Yoichiro Ogawa CPA Office in 2018.

Meeting body in charge as of June 2022

Board of Directors, Audit & Supervisory Board, Nomination Committee

Term of office:

From June 30, 2020 to the conclusion of the Annual Meeting of Shareholders to be held in 2024.

Career summary and positions

**Current position*

June	2021	Outside Director* of Honda Motor Co., Ltd.
June	2020	Outside Audit & Supervisory Board Member* of Recruit Holdings Co., Ltd.
November	2018	Founder* of Yoichiro Ogawa CPA Office
July	2015	CEO of Deloitte Tohmatsu Group
June	2015	Representative of the Asia-Pacific Region at Deloitte Touche Tohmatsu Limited
October	2013	Deputy CEO of Deloitte Touche Tohmatsu LLC
June	2011	Vice Chairman of the Board of Directors at Deloitte Touche Tohmatsu Limited
June	2007	Member of the Board of Directors at Deloitte Touche Tohmatsu Limited
June	1993	Partner at Deloitte Touche Tohmatsu LLC
March	1984	Certified Public Accountant
October	1980	Joined Tohmatsu & Aoki Audit Corporation (currently Deloitte Touche Tohmatsu LLC)

Significant concurrent position(s)

- Chief of Yoichiro Ogawa CPA Office
- Outside Director of Honda Motor Co., Ltd.

Reasons for being appointed as an Audit & Supervisory Board member

Yoichiro Ogawa has international accounting expertise as a certified public accountant and has management experience, having served as CEO of a global accounting firm. Mr. Ogawa brings a neutral and objective perspective supported by deep insight and a wealth of international experience. We believe that he is the appropriate person to supervise the Company's overall management and that he should continue to serve as an outside Audit & Supervisory Board member.

Independence criteria

Yoichiro Ogawa meets both the requirements for independence stipulated by the Tokyo Stock Exchange and those of the Holding Company.

Mr. Ogawa currently works as Chief of Yoichiro Ogawa CPA Office, and serves as Outside Director of Honda Motor Co., Ltd. In addition, he has within the past 10 years worked for Deloitte Touche Tohmatsu Limited, Deloitte Touche Tohmatsu LLC, and the Deloitte Tohmatsu Group. These companies have business relationships with the Company in services in the HR Technology business, the Media & Solutions business and the Staffing business.

However, such transactions account for less than 1% of the sales of those companies and Recruit Holdings consolidated revenue, respectively, and are thus too small to be material.

Therefore, the Company believes that Mr. Ogawa has sufficient independence where there are no potential conflicts of interests with general shareholders.



Outside Audit & Supervisory Board Member (Independent)

Age: 63

(Date of Birth: May 15th, 1959)

Number of Company shares held: 418

Career summary:

Katsuya Natori was appointed as an outside Audit & Supervisory Board member of Recruit Holdings in 2020. He previously worked at several law offices and JXTG Nippon Oil & Energy Corporation before joining Apple Japan, Inc. in 1995. In 1998, he became General Counsel at Oracle Information Systems (Japan), and during the mid-2000s, he took on multiple leadership roles at IBM Japan, Ltd. Mr. Natori founded the Natori Law Office in 2012, and in 2020 became Managing Partner of ITN Partners. He has also served on the Board of Directors of Olympus Corporation. Currently, he is a Supervisory Director at Global One Real Estate Investment Corporation, Outside Audit & Supervisory Board member of circlace, Inc., and Outside Director of TOKYO ROPE MFG. CO., LTD.

Meeting body in charge as of June 2022

Board of Directors, Audit & Supervisory Board, Compensation Committee

Term of office:

From June 30, 2020 to the conclusion of the Annual Meeting of Shareholders to be held in 2024.

Career summary and positions

**Current position*

June	2021	Outsides Director* of TOKYO ROPE MFG. CO., LTD.
December	2020	Managing Partner* of ITN Partners
June	2020	Outside Audit & Supervisory Board Member* of Recruit Holdings Co., Ltd. Outside Audit & Supervisory Board Member* of Pasona Tquila Inc. (currently circlace Inc.)
June	2019	External Director and Chairman of Audit Committee of Olympus Corporation
April	2016	Supervisory Director* of Global One Real Estate Investment Corp.
March	2015	External Director of MODEC, Inc.
April	2012	External Statutory Auditor at Olympus Corporation
February	2012	Founder of Natori Law Office
April	2010	Vice President of Global Process Services at IBM Japan, Ltd.
January	2004	General Counsel at IBM Japan, Ltd.
March	2002	General Counsel and Executive Officer at Fast Retailing Co., Ltd.
January	1998	General Counsel at Sun Microsystems K.K. (currently Oracle Information Systems (Japan) G.K.)
January	1995	General Counsel at Apple Computer Co., Ltd. (currently Apple Japan, Inc.)
July	1993	Counsel at Esso Petroleum Corporation (currently ENEOS Corporation)
July	1992	Visiting Lawyer at Wilmer, Cutler & Pickering
June	1990	Visiting Lawyer at Davis Wright Tremaine LLP

April 1986 Associate Lawyer at Masuda & Ejiri Law Office (currently Nishimura & Asahi)

Significant concurrent position(s)

- Managing Partner of ITN Partners
- Supervisory Director of Global One Real Estate Investment Corp.
- Outside Audit & Supervisory Board Member of circlace Inc.
- Outside Director of TOKYO ROPE MFG. CO., LTD.

Reasons for being appointed as an Audit & Supervisory Board member

Katsuya Natori has developed expertise as a lawyer and has international legal experience, heading the legal department at several global IT companies. Mr. Natori brings a neutral and objective perspective supported by his deep insight and a wealth of international experience. We believe that he is the appropriate person to supervise the Company's overall management and should continue to serve as an outside Audit & Supervisory Board member.

Independence criteria

Katsuya Natori meets both the requirements for independence stipulated by the Tokyo Stock Exchange and those of the Holding Company.

Mr. Natori currently serves as Managing Partner of ITN Partners, and also serves as Outside Audit & Supervisory Board Member of circlace Inc. and Outside Director of TOKYO ROPE MFG. CO., LTD. These companies have business relationships with the Company in services in the HR Technology business, the Media & Solutions business and the Staffing business. However, such transactions account for less than 1% of the consolidated revenue of these companies and Recruit Holdings, respectively, and are thus too small to be material.

In addition, he serves as Supervisory Director of Global One Real Estate Investment Corporation, which does not have a business relationship with the Company.


Therefore, the Company believes that Mr. Natori has sufficient independence where there are no potential conflicts of interests with general shareholders.

* The above shares held are as of May 31, 2022 and include a stake in the Recruit Group Officer Stock Ownership Association and Recruit Group Employees Shareholding Association and a stake in American Depositary Receipt ("ADR"). Other information is based on information available as of June 22, 2022.

* The Company reported Messrs. Naoki Izumiya, Hiroki Totoki and Keiko Honda to the Tokyo Stock Exchange as Independent Directors of the Board, and reported Messrs. Yoichiro Ogawa and Katsuya Natori as Independent Audit & Supervisory Board members as specified by the Tokyo Stock Exchange.

Corporate Executive Officers

The Company has appointed Corporate Executive Officers. There are eleven Corporate Executive Officers including those who have Director of the Board responsibility and each of whom is in charge of the following:



NAME


Hisayuki Idekoba

POSITION

President and CEO

RESPONSIBILITIES

Corporate Planning Division
HR Technology Segment
CEO of RGF OHR USA, INC.



NAME

Ayano Senaha

POSITION

COO and Managing Corporate Executive Officer

RESPONSIBILITIES

Human Resources / General Affairs Division
Finance Division
Risk Management Division
Corporate Planning, Sustainability Transformation



NAME


Yoshihiro Kitamura

POSITION

Managing Corporate Executive Officer

RESPONSIBILITIES

Business Performance Management
Media & Solutions Segment
President and Representative Director of Recruit Co., Ltd.



NAME


Rob Zandbergen

POSITION

Managing Corporate Executive Officer

RESPONSIBILITIES

Staffing Segment
CEO of RGF Staffing B.V.



NAME


Junichi Arai

POSITION

Corporate Executive Officer

RESPONSIBILITIES

Investor Relations and Special Advisor to CEO



NAME

Hiroaki Ogata

POSITION

Corporate Executive Officer

RESPONSIBILITIES

Business Development



NAME

Mio Kashiwamura

POSITION

Corporate Executive Officer

RESPONSIBILITIES

Public Relations



NAME

Akihiko Mori

POSITION

Corporate Executive Officer

RESPONSIBILITIES

Finance, Accounting, Tax



NAME

Kentaro Mori

POSITION

Corporate Executive Officer

RESPONSIBILITIES

Risk Management Division, Japan
General Affairs



NAME

Lowell Brickman

POSITION

Corporate Executive Officer

RESPONSIBILITIES

Risk Management Division, International



NAME

Masumi Minegishi

POSITION

Chairperson

RESPONSIBILITIES

-

Status of Outside Directors of the Board and Outside Audit & Supervisory Board Members

The Company selects both outside Directors of the Board and outside Audit & Supervisory Board members who are independent and have various kinds of experience. We believe that each of them serves as each function appropriately and fulfill each role sufficiently. None of the outside Directors of the Board and outside Audit & Supervisory Board members have been enrolled in Recruit Group.

For our approach to selecting Outside Directors of the Board and Outside Audit & Supervisory Board Members, please refer to "Approach to Selecting Directors of the Board" and "Approach to Selecting Audit & Supervisory Board Members" in the "Corporate Governance Overview."

Activities of Outside Directors of the Board and Outside Audit & Supervisory Board Members during FY2021

For the attendance record of each person at the Board of Directors meetings, the Audit & Supervisory Board meetings, and Committees during FY2021, please refer to "Attendance for FY2021" in the "Corporate Governance Overview."

Naoki Izumiya, Outside Director of the Board

Naoki Izumiya has made statements in the Board of Directors meeting from a practical perspective as an outside Director of the Board, based on his deep insight cultivated through his experience as President and Representative Director as well as Chairman of the Board of Asahi Group Holdings, Ltd., a global manufacturing company, and as an outside Director of listed companies.

As Chairman of the Nominating Committee, he demonstrated strong leadership in improving the transparency of the selection process of Directors of the Board and Corporate Executive Officers, including the CEO. He also served as a member of the Compensation Committees, and contributed to discussions surrounding the compensation and evaluation of Directors of the Board and Corporate Executive Officers.

Hiroki Totoki, Outside Director of the Board

Hiroki Totoki has made statements in the Board of Directors meeting from a practical perspective as an outside Director of the Board, based on his deep insight cultivated through his experience as Director, Executive Deputy President and CFO, Representative Corporate Executive Officer of Sony Group Corporation, a global company with diversified business portfolios, and as Director of its group companies.

As Chairman of the Compensation Committee, he demonstrated strong leadership in discussions on the compensation and evaluation of Directors of the Board and Corporate Executive Officers. He also served as a member of the Nomination Committee and contributed to discussions and to improving transparency in the process of appointing Directors of the Board and Corporate Executive Officers, including the CEO.

Yoichiro Ogawa, Outside Audit & Supervisory Board Member

Yoichiro Ogawa made statements in the Board of Directors meeting from a neutral and objective perspective as an outside Audit & Supervisory Board member, based on international accounting knowledge gained as a certified public accountant and extensive international experience gained through management experience at a global accounting firm.

For the activities in the Audit & Supervisory Board meetings, please refer to "Status of Audits."

He also contributed to discussions as a member of the Nomination Committee and to improving transparency in the process of appointing Directors of the Board and Corporate Executive Officers, including the CEO.

Katsuya Natori, Outside Audit & Supervisory Board Member

Katsuya Natori made statements in the Board of Directors meeting from a neutral and objective perspective as an outside Audit & Supervisory Board member, based on a high level of insight in corporate and international legal affairs cultivated through experience as a lawyer and as head of the legal department of a global IT company.

For the activities in the Audit & Supervisory Board meetings, please refer to “Status of Audits.”

He also contributed to discussions as a member of both the Compensation Committee on the compensation and evaluation of Directors of the Board and Corporate Executive Officers

Independence Criteria of Outside Directors of the Board and Outside Audit & Supervisory Board Members

The Company selects Independent Directors of the Board and Independent Audit & Supervisory Board members in accordance with the independence standards established by the Tokyo Stock Exchange. In addition, the Company has a policy to select candidates who meet all of the following criteria:

- In case the candidate, or an entity for which the candidate serves as an executive member, is a shareholder of the Company, the voting rights held by the candidate or the entity should not exceed 10%.
- Transactions between the Company and the entity, where the candidate is an executive member, should not exceed 1% of the Company's consolidated revenue during the most recent fiscal year.
- Transactions between the Company and the entity, where the candidate is an executive member, should not exceed 1% of the consolidated revenue of the entity to which the candidate belongs during the most recent fiscal year.

Cooperation between Outside Directors of the Board and Outside Audit & Supervisory Board Members with respect to Internal Audits, Audits Conducted by the Audit & Supervisory Board and Audits Conducted by the Independent Auditor

- Outside Directors receive reports from the Internal Audit Department, the Audit & Supervisory Board members, the Independent Auditor, and the internal control divisions at the Board of Directors meetings as appropriate to promote mutual cooperation. In addition, by attending the Nomination Committee and Compensation Committee, which are advisory bodies to the Board of Directors, as chairpersons or members, they are able to improve the transparency and fairness of management.
- Outside Audit & Supervisory Board members receive reports from other Audit & Supervisory Board members, the Independent Auditor, and the Internal Audit Department at the Audit & Supervisory Board meetings on the methods and results of their respective audits as appropriate, and individually exchange information with them as appropriate to promote mutual cooperation. In addition, they monitor and evaluate the operational status and the maintenance of internal controls from an independent standpoint in their capacity as outside Audit & Supervisory Board members, and receive reports from the internal control divisions as necessary during the audit process.

Support and Training for Directors and Audit & Supervisory Board Members

Training Policy for Directors and Audit & Supervisory Board Members

At the time of their appointment, new Directors of the Board and Audit & Supervisory Board members are provided with an overview of the Company, basic information on matters such as management strategies, financial strategies, risk management policies and high-priority areas for audits. Thereafter, Directors and Audit & Supervisory Board members pursue opportunities to continuously update their knowledge. For instance, outside experts are invited to workshops as necessary, including when changes are made to the Companies Act of Japan or other regulations. In addition, visits to business sites are organized when needed to promote understanding of the business.

Corporate Executive Officers in charge of strategies for principal businesses are asked to provide outside Directors and outside Audit & Supervisory Board members with information to deepen their understanding of the businesses. Opportunities are provided to deepen understanding of the corporate culture, business, and employees through Recruit Group knowledge-sharing events. Directors and Audit & Supervisory Board members also participate as necessary in outside seminars on accounting, finance and risk management and in internal seminars led by invited outside experts.

Support for Outside Directors of the Board

The Administrators of the Board of Directors provide various forms of support to ensure outside Directors are able to appropriately oversee the performance of Executive Directors. This support includes advance briefings on agenda items to be discussed at the Board of Directors meetings and the provision of relevant supporting information.

Support for Outside Audit & Supervisory Board Members

Standing Audit & Supervisory Board members and assistants to Audit & Supervisory Board members provide necessary support to outside Audit & Supervisory Board members to ensure the appropriate and prompt conduct of audits. Such support includes sharing materials and agenda items discussed at important meetings that outside Audit & Supervisory Board members did not attend. Subsidiaries with a standing Audit & Supervisory Board member provide reports to the Audit & Supervisory Board of the Company. Furthermore, the Audit & Supervisory Board members themselves visit subsidiaries and interview management to check on business conditions.

Collaboration between Outside Directors and Outside Audit & Supervisory Board Members

These support functions are supplemented by the following established procedures:

- One outside Director is assigned to coordinate with the outside Directors, and to communicate and coordinate with Directors and Corporate Executive Officers and for collaboration with Audit & Supervisory Board members or the Audit & Supervisory Board.
- As necessary, following Board of Directors meetings, separate meetings attended only by outside Directors and outside Audit & Supervisory Board members may be held, in order to more effectively gather information without affecting the independence of outside Directors and outside Audit & Supervisory Board members.
- The Board of Directors approves internal audit plans for the fiscal year prepared by the Internal Audit Department, and internal audit reports are issued biannually to ensure coordination among outside Directors, outside Audit & Supervisory members and the Internal Audit Department.

Status of Audits

Mutual Cooperation among Internal Audits, Audits by the Audit & Supervisory Board Members and Audits by the Independent Auditor

The Company has adopted a three-way audit through which audits are conducted by the Audit & Supervisory Board members, an audit and assurance firm which serves as an Independent Auditor, and the Company's Internal Audit Department. Audits by Audit & Supervisory Board members and the Independent Auditor are statutory. Internal audits are voluntary, focusing on internal independent evaluations of the internal control structure and prevention of internal misconduct, and carried out under the direction of management.

The Internal Audit Department, Audit & Supervisory Board members, and the Independent Auditor mutually cooperate. Audit & Supervisory Board members request the Independent Auditor and the Internal Audit Department to report on their methods and results as required at the meetings of the Audit & Supervisory Board. In addition, the standing Audit & Supervisory Board members exchange information individually with the Independent Auditor and the Internal Audit Department on a regular basis. The Internal Audit Department reports and shares information when requested by an Audit & Supervisory Board member or the Audit & Supervisory Board, and shares information separately with the Independent Auditor.

Status of Internal Audits, Audits by the Audit & Supervisory Board Members, and Audits by the Independent Auditor; and the Relationship with the Internal Control Division are as follows:

Internal Audits

Internal audits are conducted by the Internal Audit Department, which consists of eighteen members as of April 1, 2022, and reports directly to the President, CEO, and Representative Director. The main duty of the Internal Audit Department is to conduct audits of operations and internal controls related to financial reporting, based on its annual audit plan. The audit results are reported to the President, CEO, and Representative Director as well as the Audit & Supervisory Board and the Board of Directors.

The Internal Audit Department evaluates the operational status and the maintenance of internal controls. When a deficiency is found, the Internal Audit Department notifies the audited division and the departments responsible for internal controls to improve the situation. The Internal Audit Department also follows up on the status of improvements to ensure that the business of the Company is conducted appropriately.

Audits by the Audit & Supervisory Board Members

The Audit & Supervisory Board comprises four members, including two outside members, and meets once a month in principle. The Audit & Supervisory Board determines the auditing policy and the division of duties, and audits the performance of the Directors of the Board in accordance with the annual audit plan. The audits focus on the internal controls, compliance and risk management system of the Company.

The Audit & Supervisory Board works to improve effectiveness and efficiency of the audit process. This means ensuring that there is adequate time to conduct audits, engaging in active monitoring, and providing guidance for prevention and handling of cases of misconduct, deficiencies, and other negative issues. This is achieved by communicating and coordinating with the Audit & Supervisory Board members and other officers of subsidiaries and by receiving periodic reports on the audit results of the subsidiaries and associates. The Independent Auditor also provides periodic audit reports.

In order to evaluate Directors' performance of their duties, the Audit & Supervisory Board oversees maintenance and operation of internal controls, and receives reports from the departments responsible for internal controls and the Internal Audit Department. Additionally, the Company has designated Assistants to assist all Audit & Supervisory Board members including outside members in the performance of their duties.

Attendance and Activities at the Audit & Supervisory Board Meetings

During FY2021, the Audit & Supervisory Board meetings were held 16 times.

The attendance record of each Audit & Supervisory Board member at the Audit & Supervisory Board meetings and the activities

Title	Name	Attendance record and activities
Standing Audit & Supervisory Board member	Yukiko Nagashima	<p>Yukiko Nagashima attended all 16 meetings of the Audit & Supervisory Board held during FY2021.</p> <p>She expressed her opinion with her considerable knowledge and insight on the Company's business management, based on her career as a Corporate Executive Officer of the Company, and President and Representative Director of Recruit Staffing Co., Ltd. As a standing Audit & Supervisory Board member, she has interviewed and exchanged opinions with the Representative Director, internal and outside Directors of the Board, Corporate Executive Officers and the Independent Auditor.</p>
Standing Audit & Supervisory Board member	Akihito Fujiwara	<p>Akihito Fujiwara attended all 16 meetings of the Audit & Supervisory Board held during FY2021.</p> <p>He expressed his opinion with his considerable knowledge and insight on the company's IT Strategy and business management, based on his career as head of the Company's systems division and as Corporate Executive Officer of the Company. As a standing Audit & Supervisory Board member, he has interviewed and exchanged opinions with the Representative Director, internal and outside Directors of the Board, Corporate Executive Officers and the Independent Auditor.</p>
Outside Audit & Supervisory Board member	Yoichiro Ogawa	<p>Yoichiro Ogawa attended all 16 meetings of the Audit & Supervisory Board held after having been appointed as outside Audit & Supervisory Board member during FY2021.</p> <p>He has served as a Representative of the Asia-Pacific Region at Deloitte Touche Tohmatsu Limited, and CEO of Deloitte Tohmatsu Group. Based on his career and his deep insight of accounting knowledge cultivated as a certified public accountant as well as a wealth of international experience he amassed as CEO of the Deloitte Tohmatsu Group, he made statements from a neutral and objective perspective as an outside Audit & Supervisory Board member.</p>
Outside Audit & Supervisory Board member	Katsuya Natori	<p>Katsuya Natori attended all 16 meetings of the Audit & Supervisory Board held after having been appointed as outside Audit & Supervisory Board member during FY2021.</p> <p>Based on his career and a wealth of international experience he has amassed as a Director of the Board at global companies, he made statements from a neutral and objective perspective as an outside Audit & Supervisory Board member. He has served as General Counsel at Apple Japan, Inc., General Counsel at Oracle Information Systems (Japan) G.K., General Counsel and Executive Officer at Fast Retailing Co., Ltd., Vice President of Global Process Services at IBM Japan, Ltd.</p>

Major agenda of the Audit & Supervisory Board during FY2021

During FY2021, the Audit & Supervisory Board discussed and exchanged opinions on basic audit matters stipulated in laws and regulations and the Articles of Incorporation. In addition to the basic audit matters, the Audit & Supervisory Board discussed and exchanged the opinion on important matters for auditing based on reports by standing Audit & Supervisory Board members and related departments.

Priority Audit Matters

In addition to the basic audit matters, the Audit & Supervisory Board examined the following three priority audit matters set for FY2021 with the perspective of the Company achieving sustainable growth and increasing enterprise value over the mid-to long-term.

- Appropriateness of corporate governance under new management led by new CEO and COO appointed on April 1, 2021
- Effectiveness of internal control performed by each SBU
- Progress to the countermeasures for top risks recognized by Recruit Group without any overestimates

Basic Audit Matters

The Audit & Supervisory Board examined issues below including related risks as basic audit matters following the annual audit plan:

- Audit related to the execution of duty by each Director of the Board
- Audit related to the monitoring of business execution and Internal Controls
- Audit related to the audit by Independent Auditor

The Audit & Supervisory Board conducted major activities as follows based on basic audit matters above.

Audit related to the execution of duty by each Director of the Board

Attending the meetings of the Board of Directors and other committees, confirming the status of execution, requesting explanations as necessary, and expressing opinions.

Communicating and exchanging information with Representative Director and Internal Directors of the Board, gathering information and exchanging opinions on the audit items.

Conducting meetings with outside Directors of the Board and outside Audit & Supervisory Board members, exchanging information and opinions on the audit items with them.

Reporting on the audit status of priority audit matters to the Board of Directors every six months.

Audit related to the monitoring of business execution and Internal Controls

Attending the Business Strategy Meetings and other important meetings to confirm the status of business execution, requesting explanations as necessary, and expressing opinions.

Communicating and exchanging information with the Corporate Executive Officers and the heads of divisions, and collecting information and exchanging opinions on auditing matters.

Receiving periodic audit reports from Audit & Supervisory Board members and non-Executive Directors of the Board of the Company's subsidiaries, collecting information and exchanging opinions on audit matters.

Receiving periodic reports from the departments responsible for internal controls and internal audits, on the status of maintenance and operation of the internal controls, requesting explanations as necessary,

and expressing opinions.

Audit related to the audit by Independent Auditor

Confirming the annual audit plan of the Independent Auditor in advance and deliberating the possibility of consent to the fees for the Independent Auditor and other matters. This is based on the policy of unifying the accounting audits of the Company including overseas consolidated subsidiaries with the same accounting firm network and conducting audits including non-statutory voluntary audits.

Interviewing and deliberating the audit opinions and recommendations of the Independent Auditor regarding the quarterly and annual financial statements.

Receiving information on, and exchanging opinions of, important accounting audits performed by the Independent Auditor on the Company including consolidated overseas subsidiaries.

Confirming with the Independent Auditor the potential candidate items for Key Audit Matters (“KAM”) and the perception of risk related to each KAM with taking business performance as well as incidents occurred during this fiscal year into the consideration, and exchanging opinions from the perspectives of material events, uncertainty, and audit difficulty.

As part of the annual evaluation of the Independent Auditor, together with the accounting division, investigating and understanding the actual status of the audit work of the Independent Auditor based on the evaluation criteria of quality control system, independence, expertise, understanding of business fields and global expansion, and requesting necessary improvements. Discussing the policy for the selection and dismissal of the Independent Auditor, taking into consideration the period of continuous audit of the audit firm and its Designated Engagement Partners.

Audits by the Independent Auditor

Name of the Independent Auditor

Ernst & Young ShinNihon LLC

Consecutive Auditing Period

Since 1984

Certified Public Accountants Who Performed the Audit

Yoji Murohashi

Yoshifumi Mitsugi

Takuto Miki

Composition of Assistants Involved in the Audit Work

20 certified public accountants and 47 other assistants*

*The above numbers have been corrected in October 2022 according to a report from Ernst & Young ShinNihon LLC.

Policy for the Selection of the Independent Auditor and Reasons for the Selection

The Company has selected Ernst & Young ShinNihon LLC as its Independent Auditor as a result of a comprehensive consideration of relevant factors including its quality control system, independence, expertise, and the understanding of the business areas the Company is engaged in on a global scale.

Evaluation of the Independent Auditor by the Audit & Supervisory Board

The Audit & Supervisory Board evaluates the Independent Auditor in accordance with the policy below.

- The Audit & Supervisory Board of the Company shall dismiss the Independent Auditor upon the consent of all Audit & Supervisory Board members, in the case that the Independent Auditor falls under any of the items prescribed in Article 340, Paragraph 1 of the Companies Act of Japan.
- In cases other than the above, where the conduct of a proper audit is deemed difficult due to factors such as the occurrence of an event damaging the eligibility and independence of the Independent Auditor, the Audit & Supervisory Board shall propose the dismissal or non-reappointment of the Independent Auditor to the Shareholders Meeting.

The Audit & Supervisory Board assesses the appropriateness of the performance of the duties of the Independent Auditor through discussions when receiving regular audit reports from the Independent Auditor. At the same time, the independence and expertise of the Independent Auditor are confirmed by receiving reports on the securing of independence by the Independent Auditor and exchanging opinions on those occasions. In addition, as an annual evaluation of the Independent Auditor, the Audit & Supervisory Board, together with the accounting division of the Company, prepares evaluation standards, investigates and gains an understanding of the status of the audit work of the Independent Auditor, and conducts an evaluation.

Other

The Independent Auditor or engagement partners of the Independent Auditor engaged in the Company's audit have no special interests in the Company. In addition, the Independent Auditor receives an internal control report from the President and Representative Director, conducts internal control audits, monitors and verifies the development of an internal control and its operational status, and receives reports from the Internal Control Division as necessary in the audit process. At the same time, the Independent Auditor holds discussions with management to understand the general situation such as the nature of the business and trends in the business environment, and to understand management's assessment of internal controls and fraud risk.

Fees for Independent Auditor

Fees for Independent Auditor*

(In millions of yen)

Type	FY2020		FY2021	
	Audit fees	Non-audit fees	Audit fees	Non-audit fees
The Holding Company	378	26	403	-
Consolidated subsidiaries	180	2	188	-
Total	559	29	591	-

Non-audit services for the Holding Company and its consolidated subsidiaries include the preparation of the Comfort Letter.

Fees for Organizations that Belong to the Same Network (Ernst & Young) as the Independent Auditor (excluding the above *)

(In millions of yen)

Type	FY2020		FY2021	
	Audit fees	Non-audit fees	Audit fees	Non-audit fees
The Holding Company	-	0	-	0
Consolidated subsidiaries	534	17	508	29
Total	534	18	508	29

Non-audit services for the Holding Company and its consolidated subsidiaries include various advisory services.

Fees based on Other Important Audit Certification Services

Not applicable.

Policy to Determine Compensation for the Independent Auditor

Audit fees for the Independent Auditor are determined through a comprehensive consideration based on factors including the contents of audits up to the previous fiscal year and the contents of the auditing plan for the current fiscal year presented by the Independent Auditor.

Reason why the Audit & Supervisory Board Agreed to the Fees for the Independent Auditor

The Audit & Supervisory Board verified the auditing time outlined in the auditing plan, change in the amount of audit fees, and past auditing plans and their performance results. As a result of careful review of the adequacy of the estimated amount of the fees, the Audit & Supervisory Board has approved the fees to be paid to the Independent Auditor, pursuant to the provisions of Article 399, Paragraph 1 of the Companies Act of Japan.

Compensation

Compensation Policies for FY2022

Basic Compensation Policies

The compensation for Directors of the Board, Audit & Supervisory Board members and Corporate Executive Officers is determined in accordance with the following policies:

- Set compensation levels that will be attractive to outstanding management talent globally.
- Make compensation plans highly performance-based.
- Connect compensation to mid-to long-term enterprise value.
- Make the compensation decision process highly objective and transparent.

Compensation Levels

Compensation levels are set at a commensurate rate with peer companies, both in Japan and overseas, which are similar in both business and scale.

To set the individual compensation levels for each executive of the Company, we use data from outside database services, etc. regarding compensation levels for equivalent posts at benchmark companies.

We also take into consideration factors relating to each individual such as what the Company expects from each individual to set the most appropriate compensation levels.

This method for determining the compensation level is not only used for the executives of the Company, but is also used to determine the appropriate compensation level for those who occupy important posts in each SBU.

Compensation Elements

The Company's compensation for executives is composed of "Base Salary (Cash)," "Annual Incentive (Cash)," "BIP Trust Long-term Incentive (Equity)," and "Stock Option Long-term Incentive (Equity)." The goals of each type of compensation and the method for payout are explained below.

Base Salary (Cash)

This element is aimed at securing excellent management personnel and encouraging sound job performance. The amount is set according to the individual role of each executive and is paid in monthly installments.

Annual Incentive (Cash)

This element is meant to motivate executives to achieve their annual goals. The actual payout amount, based on a set amount according to each role, is linked to the growth rate of adjusted EBITDA, a key management performance indicator of the Company, and each individual's performance evaluation, the calculation of which is outlined below.

The payment method is payment of the set amount each month in the current fiscal year, and then payment of the additional amount in the following fiscal year, or collection of the modified amount from the executive, in the case of a negative modified amount, monthly, over the following fiscal year. The calculation for the payout of annual incentives is as expressed below.

$$\text{Payout Amount} = \text{Set Amount} + \text{Positive or negative modified amount based on consolidated adjusted EBITDA* growth} + \text{Positive or negative modified amount based on individual performance evaluation}$$

$$\text{Positive or negative modified amount based on consolidated adjusted EBITDA* growth} = \text{Set Amount} \times \text{The growth rate of consolidated adjusted EBITDA* in the current fiscal year divided by the average of the previous 3 years.} \times \text{Coefficient of Approximately 1.3}$$

$$\text{Positive or negative modified amount based on individual performance evaluation} = \text{Set Amount} \times \text{Coefficient determined by individual performance evaluation (-1 to 1)}$$

* The definition of adjusted EBITDA used to calculate the annual incentive payout amount for the evaluation period for FY2022 is as follows:

- Adjusted EBITDA = Operating income + depreciation and amortization (excluding depreciation of right-of-use assets) + share-based payment expenses ± other operating income/expenses

Regarding the individual performance evaluations, before the beginning of each fiscal year, the Compensation Committee sets the expected responsibilities of each role, and then the Compensation Committee reviews and evaluates performance at the end of the fiscal year.

In order to realize the Company's business strategy to "Prosper Together - Seek sustainable growth shared by all stakeholders," the Board of Directors of the Company have resolved to make a commitment to sustainability, and announced group-wide ESG targets in May of 2021. In keeping with this commitment, we have decided to include initiatives for important ESG themes in their annual evaluation of each Corporate Executive Officer, including Executive Directors, that will subsequently be reflected in their compensation.

Long-term Incentive: BIP Trust (Equity)

This element is intended to motivate executives to improve the Company's enterprise value over the mid-to long-term. By giving executives the right to receive shares in the future, we encourage them to contribute to sustainably increasing enterprise value. The amount of shares of the Company equivalent to the set amount, according to the role of each individual executive, will be acquired and stored in a trust account to be delivered, in principle, upon retirement.

From FY2022, in order to encourage swift action toward realizing the Company's business strategy to "Prosper Together - Seek sustainable growth shared by all stakeholders," we decided to link the BIP Trust compensation for Executive Directors to the ESG goals. In FY2022, regarding the three goals of Reduction of Greenhouse Gas Emissions as a measure against climate change, Female Ratio of Employees, and Female Ratio of the Board of Directors for which goals are set for FY2030, we will set multiple quantitative target values as mid-term targets for the three years leading up to

FY2024. Approximately 15% of BIP Trust awards for Executive Directors will be linked to the achievement of these target values. If a target value is not achieved, then the shares attributed to such a target value will not be vested to Executive Directors. These target values are based on deliberation by the Sustainability Committee, which includes outside experts, and then are approved by the Board of Directors.

Long-term Incentive: Stock Options (Equity)

This element is intended to motivate executives to increase the Company's enterprise value over the mid-to long-term. By giving executives the right to earn value from their awards only when the stock price rises, we encourage them to contribute to enhance both shareholder value and enterprise value.

By allocating the amount of stock options equivalent to the set amount according to the roles of each individual executive, and allowing them to exercise the stock options after a certain period set by the Board of Directors, the recipient, by exercising the shares, may acquire the shares at the value of the allotment date closing stock price.

The stock options can be exercised within the period that commences one year from the start date of the fiscal year in which the allotment date of the stock acquisition rights occurs and ends within 10 years from the allotment date. In principle, all stock options will be exercisable after three years or more have passed from the start date of the fiscal year in which the allotment date occurs.

The President/CEO of each SBU Headquarters serve as Corporate Executive Officers of the Company. By applying the above compensation design and setting mid-to long-term incentives (equity) as a large proportion of their total compensation, the Company aims to motivate them to improve business performance and increase enterprise value with a long-term perspective.

In order to encourage swift action at the front lines of the business geared toward realizing the Company's business strategy to "Prosper Together - Seek sustainable growth shared by all stakeholders," the CEOs of each SBU headquarters will also have a portion of their BIP Trust compensation linked to ESG goals.

For the purpose of attracting and retaining outstanding management talent globally, and in cases where personnel were recruited based on standards of markets with significantly different hiring practices and laws and regulations from those of Japan, the Company may adopt a compensation design or policy differing from the one described above.

However, only if the Compensation Committee, which is chaired by an Independent Director and has a majority of outside members, determines that this exception is necessary will a differing compensation design or policy be adopted.

In such a case, with regards to the BIP Trust, the vesting of shares may occur during the recipient's tenure in office, however, with regards to the vesting timing, when the vesting of shares occurs in a single installment, the timing of vesting of shares will not occur until at least two years or more have passed from the start date of the fiscal year in which the recipient is eligible to receive grants.

When the vesting of shares occurs in multiple installments, the period of the vesting of shares will not begin until at least one year or more has passed from the start date of the fiscal year in which the recipient is eligible to receive grants, and in such a case, the average length of the period required for the vesting to be completed shall be two years or more *.

* For example, the following schemes may be used to meet this requirement:

- Of the shares to be granted, one-third will be vested after one year, one-third after two years, and one-third after three years (in this case the average length of the period is two years); and
- Of the shares to be granted, one-quarter will be vested after one year, one-quarter after two years, one-quarter after three years, and one-quarter after four years (in this case the average length of the period is 2.5 years).

Ratio of Compensation Elements for FY2022

For FY2022, the following ratios of compensation elements are planned to be paid to Directors of the Board and Audit & Supervisory Board members.

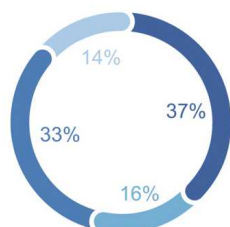
In the case of Directors of the Board, excluding outside Directors, the achievement percentage of set targets will be reflected in their compensation relative to a set amount which is determined using benchmark data from outside database services, etc. Their incentive ratio, especially for long-term incentives, increases in line with an increasing role and responsibility.

Compensation for outside Directors of the Board and Audit & Supervisory Board members consists of base salary only, not tied to performance, considering the importance of their role of oversight from an independent and objective standpoint.

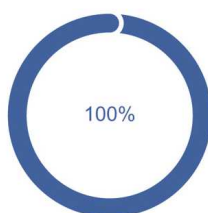
The below compensation elements ratios are planned for FY2022:

	Base Salary (Cash)	Annual Incentive (Cash)	Long-term Incentive (Equity)	
			BIP Trust	Stock Options
Directors of the Board, excluding outside Directors ²	37%	16%	33%	14%
Outside Directors of the Board	100%	-	-	-
Audit & Supervisory Board members	100%	-	-	-

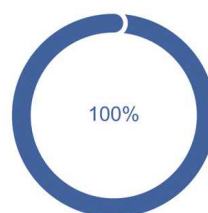
**Directors of the Board
(excluding outside Directors)**



**Outside Directors
of the Board**



**Audit & Supervisory
Board Members**



- Base Salary (Cash)
- Annual Incentive (Cash)
- Long-term Incentive: BIP trust (Equity)
- Long-term Incentive: Stock options (Equity)

¹ The Ratio of Compensation Elements above is based on a model with a target achievement rate of 100%.

² The percentage to be paid to Directors of the Board excluding outside Directors is shown as the average for the four applicable Directors.

³ In FY2021, the ratio of compensation elements for Directors of the Board, excluding outside Directors, was Base Salary (cash compensation) 16%, Annual Incentive (cash compensation) 12%, BIP Trust (equity compensation) 44%, and Stock Options (equity compensation) 28%. The ratio of outside Directors and Audit & Supervisory Board members paid was 100% Base Salary (cash compensation).

Governance

The Company has established a Compensation Committee as an advisory body to the Board of Directors. The Compensation Committee is chaired by an independent Director of the Board and has a majority of outside members. This committee is established for the purpose of enhancing objectivity and transparency of compensation for Directors of the Board and Corporate Executive Officers.

The compensation amount for each Director is determined by the Board of Directors, taking into account reports by the Compensation Committee. The compensation for each Audit & Supervisory Board member is determined by the Audit & Supervisory Board based on consultation among its members.

Note that the Company appoints outside compensation consultants with a view to introducing objective viewpoints from outside the Company and expertise in compensation practices. With their support, the Company reviews its compensation levels and compensation elements in light of external data, the economic environment, industry trends, the state of business management, and other factors.

In addition, the Company has clawback clauses that limit, or claim the return of part or all of, long-term incentive compensation if there is any malfeasance, misconduct, or any other serious violation of duties or internal rules during the term of office of a Director of the Board, Corporate Executive Officers, or Corporate Professional Officers (Corporate Executive Officers and Corporate Professional Officers are collectively referred to as "Senior Management").

The amount of individual compensation for Directors, Corporate Executive Officers and Audit & Supervisory Board members are determined within compensation ranges approved at the Annual Meeting of Shareholders. Dates and details of resolutions are as follows.

Compensation for Directors of the Board and Senior Management

Types of compensation		Resolution date	Applicable recipients	Total amount and shares	Number of applicable recipients at the time of the resolution
Base Salary		June 19, 2019	Directors of the Board	Total annual amount not to exceed 1.4 billion yen (of which annual total for outside Directors not to exceed 100 million yen)	7 Directors of the Board, including 2 outside Directors
Annual Incentive					
Long-term Incentive	BIP Trust	June 17, 2021	Directors of the Board, excluding outside Directors	Total annual amount not to exceed 2.0 billion yen Not to exceed 700,000 shares annually	4 Directors of the Board, excluding outside Directors
	Stock Options	June 17, 2021	Directors of the Board, excluding outside Directors	Total annual amount not to exceed 1.4 billion yen Annual number of stock options not to exceed 18,000 *	4 Directors of the Board, excluding outside Directors

* The target number of shares per one stock option is 100 shares.

Compensation for Audit & Supervisory Board Members

Types of compensation		Resolution date	Applicable recipients	Total amount and shares	Number of applicable recipients at the time of the resolution
Base salary		June 20, 2017	Audit & Supervisory Board members	Total monthly amount not to exceed 10 million yen	4 Audit & Supervisory Board members

Compensation Setting Process

Individual compensation amounts for each Director of the Board are determined by the Board of Directors taking into account the reports by the Compensation Committee. The compensation amount for each Audit & Supervisory Board member is determined by the Audit & Supervisory Board based on consultation among its members. The amount of individual compensation for Directors of the Board and Audit & Supervisory Board members are determined within compensation ranges approved at the Annual Meeting of Shareholders.

The Board of Directors also decides the policy for deciding the compensation of Directors of the Board and Corporate Executive Officers, and the details of the compensation structure based on discussions surrounding the calculation logic and exact calculated compensation range, in the Compensation Committee.

Individual compensation amounts for Directors of the Board other than the Representative Directors, are approved by the President, CEO who also serves as a Representative Director (the FY2021 compensation amounts are approved by Masumi Minegishi, and the FY2021 evaluations are approved by Hisayuki Idekoba) to ensure efficient Board management. The authority to approve this decision is delegated to the President, CEO, and Representative Director following a resolution by the Board of Directors on the condition that the decision is made with respect to the results of the deliberation by the Compensation Committee.

Results for Compensation

Total Compensation Amount in FY2021

(In millions of yen, unless otherwise stated)

Executive level	Total compensation	Amount of compensation by type				Allowance for retirement benefits, etc.	Number of applicable recipients
		Cash compensation		Equity compensation			
		Base salary	Annual incentive	Long-term incentive			
				BIP trust	Stock options		
Directors of the Board, excluding outside Directors	1,771	157	232	920	461	-	4
Outside Directors of the Board	52	52	-	-	-	-	2
Audit & Supervisory Board members, excluding outside members	82	82	-	-	-	-	2
Outside Audit & Supervisory Board members	28	28	-	-	-	-	2

* The amounts shown above are calculated based on IFRS.

Detailed Individual Compensation Amounts in FY2021

(In millions of yen)

Name	Company	Total compensation	Amount of compensation by type				Allowance for retirement benefits, etc.
			Cash compensation		Equity compensation		
			Base salary	Annual incentive	Long-term incentive	BIP trust / Stock option	

Directors of the Board, excluding outside Directors

Masumi Minegishi	Recruit Holdings Co., Ltd.	524	61	122	278	62	-
Hisayuki Idekoba	Recruit Holdings Co., Ltd.	457	48	61	230	117	-
	RGF OHR USA, INC.	66	29	37	-	-	-
	Indeed, Inc.	51	22	29	-	-	-
	Total	575	100	128	230	117	-
Ayano Senaha	Recruit Holdings Co., Ltd.	205	47	48	72	35	-
	RGF OHR USA, INC.	31	15	15	-	-	-
	Indeed, Inc.	20	10	10	-	-	-
	Total	257	73	74	72	35	-
Rony Kahan	Recruit Holdings Co., Ltd.	584	-	-	338	245	-
	RGF OHR USA, INC.	39	39	-	-	-	-
	Indeed, Inc.	6	6	-	-	-	-
	Total	630	45	-	338	245	-

Outside Directors of the Board

Naoki Izumiya	Recruit Holdings Co., Ltd.	26	26	-	-	-	-
Hiroki Totoki	Recruit Holdings Co., Ltd.	26	26	-	-	-	-

Audit & Supervisory Board members, excluding outside members

Yukiko Nagashima	Recruit Holdings Co., Ltd.	41	41	-	-	-	-
Akihito Fujiwara	Recruit Holdings Co., Ltd.	41	41	-	-	-	-

Outside Audit & Supervisory Board members

Yoichiro Ogawa	Recruit Holdings Co., Ltd.	14	14	-	-	-	-
Katsuya Natori	Recruit Holdings Co., Ltd.	14	14	-	-	-	-

* The amounts shown above are calculated based on IFRS.

Employees with Director Level Secondments

There are currently no employees with Director level secondments.

Targets for Compensation Paid in FY2021

The targets and results of the performance indicators related to performance-based annual bonuses paid in cash in FY2021 and long-term incentives granted in equity using the BIP trust scheme are as follows:

(In billions of yen, unless otherwise stated)

		Performance indicators	Target	Actual
Annual Incentive ¹		Adjusted EBITDA for FY2020	232.0	241.6
Long-term Incentive	BIP Trust	Adjusted EBITDA for FY2020	232.0	241.6
		Adjusted EPS for FY2020	72.48 yen	82.56 yen

¹ In addition to the above, individual performance evaluations are reflected in annual incentives.

² Definition of adjusted EBITDA and adjusted EPS are shown at the beginning of this document.

Target for Compensation to Be Paid in FY2022

The target and result of the performance indicator related to annual cash incentives scheduled to be paid in FY2022 is as follows:

(In billions of yen, unless otherwise stated)

		Performance indicators	Target	Actual
Annual Incentive ¹		Adjusted EBITDA for FY2021	286.6 ²	479.3

¹ In addition to the above, individual performance evaluations are reflected in annual incentives.

² For the annual incentive, since this award is linked to the adjusted EBITDA growth compared to the average adjusted EBITDA of the previous 3 years, this target value represents the average adjusted EBITDA from FY2018 to FY2020.

³ Definition of adjusted EBITDA is shown at the beginning of this document.

Actions of the Board of Directors and Committees in FY2021

The Compensation Committee met two times in FY2021, and all members of the Committee were in attendance. The main matters for deliberation and resolution are as follows:

- Compensation level and elements for executives
- Evaluation and determination of compensation of individual Directors

Of the Board of Directors meetings held in the current fiscal year, discussions were held two times on matters related to executive compensation.

When deciding the details of compensation for Directors, the Compensation Committee conducts a multifaceted examination of the proposal and reports to the Board of Directors. As the report is done in a manner that is consistent with our decision-making policy, the Board of Directors will adopt the proposal in keeping with the results of the report. We judge this process to be in keeping with our decision-making policy.

Stocks Held by the Company

Classification of Stocks Held by the Company

The Company classifies stocks for investment into those solely for investment purposes and those for other purposes.

Stocks Held solely for Investment Purposes

Stocks held solely for investment purposes refers to stocks held for the purpose of generating capital gains through changes in stock prices or income through dividends related to the shares.

The Holding Company and Recruit Co., Ltd. don't hold stocks solely for investment purposes.

Stocks Held for Other Purposes

Stocks held for other purposes are classified as strategic shareholdings and deemed shareholdings.

- Strategic shareholdings refer to shares held for maintaining or strengthening business relationships important to business strategies. The Holding Company and Recruit Co., Ltd. hold strategic shareholdings.
- The Holding Company and Recruit Co., Ltd. don't hold deemed shareholdings.

Policy of Strategic Shareholdings

In principle, the Company's policy is to reduce strategic shareholdings. The decision on whether or not to hold each company's stock is made based on a comprehensive assessment of the economic value of its stock, cost of capital, strategic importance, and other factors. The Board of Directors scrutinizes these shareholdings once a year and deliberates the reduction of these holdings if they do not meet the above criteria.

The total amount of strategic shareholdings held by the Holding Company and Recruit Co., Ltd. was 90.7 billion yen, which was 6.6% of total equity as of March 31, 2022.

Exercising voting rights of strategic shareholdings is to be carried out appropriately upon verifying the agenda item and judging whether or not such proposed item contributes to improvement of shareholder value. If the agenda item significantly damages expected shareholder value, the Company will not judge it positively. If the Company casts a dissenting vote to an agenda item, it will be reported to the Board of Directors.

If a company that holds shares of the Company as strategic shareholdings indicates the intention to sell the shares, the Company will do nothing to hinder the sale, such as indicating resulting reductions in business transactions between the companies.

Furthermore, the Company does not conduct business transactions that may harm the shared interests of the Company and its shareholders, such as continuing business transactions with companies that are strategic shareholders without adequately verifying the economic rationality of the transactions.

Stocks Held for Purposes Other than Pure Investment by the Holdings Company

The Holding Company holds the largest amount of stocks held by the Company on the Balance Sheet of the Company.

Number of Strategic Shareholding Issuers and their Amount on the Balance Sheet as of March 31, 2022¹

(In millions of yen, unless otherwise stated)

	The Holding Company	
	Unlisted	Listed
Number of issuers	3	12
Amount on the balance sheet	1,791	66,601
Number of issuers with increased shareholdings	-	-
Total purchase amount resulting in an increase in number of shares	-	-
Reason for an increase in number of shares	-	-
Number of issuers with decreased shareholdings	-	1
Total proceeds from sales resulting in a decrease in number of shares held	-	661

¹ These do not include changes due to initial public offering of shares, consolidation of shares, split of shares, share transfer, share exchange, merger, etc.

Listed Issuers with Strategic Shares Held by the Holdings Company

Name of Issuer	As of March 31		Purpose and quantitative effect of holding ¹ , and reason for increase in number of shares	Ownership of Recruit Holdings' shares
	FY2021	FY2020		
	Number of shares	Number of shares		
	Amount on balance sheet (In millions of yen)	Amount on balance sheet (In millions of yen)		
Dentsu Group Inc.	4,929,900	4,929,900	Mainly to maintain and enhance business alliances and relationships. An essential partner in promotional activities for services in Japan and the media business, etc.	Yes
	24,748	17,501		
Yeahka Limited	39,051,196	39,051,196	To maintain and enhance business relationships. A leading technology platform company in China that provides payment and merchant support services, an essential partner for the Company.	No
	14,719	29,750		
Nippon Television Holdings, Inc.	6,454,600	6,454,600	Mainly to maintain and enhance business alliances and relationships. An essential partner in promotional activities for services in Japan and the media business, etc.	No ²
	8,223	9,384		
TBS HOLDINGS, INC.	2,666,900	2,666,900	Mainly to maintain and enhance business alliances and relationships. An essential partner in promotional activities for services in Japan and the media business, etc.	No ²
	4,765	5,792		
Monex Group, Inc.	5,720,000	5,720,000	Mainly to develop business opportunities in the financial business, etc., and to build, maintain, and enhance business alliances and relationships.	No
	3,752	5,342		
Dai Nippon Printing Co., Ltd.	1,232,500	1,232,500	Mainly to maintain and enhance the supply chain. A key partner in producing print media products in the Media & Solutions business.	Yes
	3,547	2,858		
Toppan Printing CO., LTD.	1,552,300	1,552,300	Mainly to maintain and enhance the supply chain. A key partner in producing print media products in the Media & Solutions business.	Yes
	3,362	2,902		
TV Asahi Holdings Corporation	1,050,000	1,600,000	Mainly to maintain and enhance business alliances and relationships. An essential partner in promotional activities for services in Japan and the media business, etc.	Yes
	1,583	3,329		
FUJI MEDIA HOLDINGS, INC.	1,081,000	1,081,000	Mainly to maintain and enhance business alliances and relationships. An essential partner in promotional activities for services in Japan and the media business, etc.	Yes
	1,268	1,464		
All About, Inc.	984,900	984,900	Mainly to develop business opportunities in the media business, etc., and to build, maintain, and enhance business alliances and relationships.	No
	551	852		
Oji Holdings Corporation	83,000	83,000	Mainly to maintain and enhance the supply chain. A key partner in producing print media products in the Media & Solutions business.	No ³
	50	59		
Kyodo Printing Co., Ltd.	11,000	11,000	Mainly to build, maintain, and enhance business alliances and relationships in the media business.	Yes
	30	32		

¹ The Company holds shares in other companies for strategic purposes, that is, maintaining and strengthening business relationships. The decision on whether or not to hold each company's stock is made based on a comprehensive assessment of the

economic value of its stock, cost of capital, strategic importance, and other factors.

² This issuer does not hold shares of Recruit Holdings, but its subsidiaries hold shares of Recruit Holdings.

³ This issuer does not hold shares of Recruit Holdings, but retirement benefit trusts of its subsidiaries hold shares of Recruit Holdings.

Stocks Held for Other Purposes than Pure Investment by Recruit Co., Ltd.

Recruit Co., Ltd. holds the second largest amount of investment stocks on the Balance Sheet in the Company.

Number of Strategic Shareholding Issuers and their Amount on the Balance Sheet as of March 31, 2022¹

(In millions of yen, unless otherwise stated)

	Recruit Co., Ltd.	
	Unlisted	Listed
Number of issuers	4	4
Amount on the balance sheet	1,443	20,898
Number of increased issuers	1	1
Total purchase amount for increase in number of shares	0	0
Reason for increase in number of shares	Transfer of shares from affiliated companies	Purchase through the client shareholding association
Number of decreased issuers	-	1
Total proceeds from sale for decrease in number of shares	-	49

¹ These do not include changes due to initial public offering of shares, consolidation of shares, split of shares, share transfer, share exchange, merger, etc.

Listed Issuers with Strategic Shares Held by Recruit Co., Ltd.

Name of Issuer	As of March 31		Purpose and quantitative effect of holding ¹ , and reason for increase in number of shares	Ownership of Recruit Holdings' share
	FY2021	FY2020		
	Number of shares	Number of shares		
	Amount on balance sheet (In millions of yen)	Amount on balance sheet (In millions of yen)		
freee K.K.	2,277,267	2,277,267	To maintain and enhance business relationships. One of the leading SaaS business companies in Japan that provides integrated cloud ERP (Enterprise Resource Planning) for SMEs, an essential partner for Recruit Co., Ltd. to promote SaaS Solutions, including Air BusinessTools in Japan, one of the Company's business strategies.	No
	10,008	21,406		
Oisix ra daichi Inc.	2,648,000	2,648,000	Mainly to maintain and enhance business alliances and relationships. An essential partner with Recruit ID alliances in the marketing solutions business.	No
	7,983	7,718		
Premium Group Co., Ltd.	600,000	600,000	Mainly to maintain and enhance business alliances and relationships. A business partner of "Car Sensors After-sale Assurance" and an essential partner in the marketing solutions business.	No
	2,427	1,447		
Quick Co., Ltd.	302,830	302,185	Mainly to maintain and enhance business alliances and relationships. Recruit Co., Ltd. has concluded a sales agency agreement and a business consignment agreement for job advertisement space, and Quick Co., Ltd. is an essential partner in the HR Solutions business. The increase in the number of shares is due to the holding of shares through the client shareholding association and reinvestment of the dividends.	Yes
	479	372		
TSUNAGU GROUP HOLDINGS Inc.	-	186,300	-	No
	-	57		

¹ The Company holds shares in other companies for strategic purposes, that is, maintaining and strengthening business relationships. The decision on whether or not to hold each company's stock is made based on a comprehensive assessment of the economic value of its stock, cost of capital, strategic importance, and other factors.

Financial Information

Preparation of Consolidated Financial Statements and Non-consolidated Financial Statements

- The consolidated financial statements of the Company have been prepared in accordance with IFRS, based on the provisions set forth in Article 93 of the Ordinance on Terminology, Forms, and Preparation Methods of Consolidated Financial Statements (Ordinance of the Ministry of Finance No. 28 of 1976, the “Ordinance on Consolidated Financial Statements”).
- The non-consolidated financial statements of the Company have been prepared based on the Ordinance on Terminology, Forms, and Preparation Methods of Financial Statements, etc. (Ordinance of the Ministry of Finance No. 59 of 1963, the “Ordinance on Financial Statements, etc.”). Recruit Holdings falls under a special company submitting financial statements and prepares the non-consolidated financial statements pursuant to Article 127 of the Ordinance on Financial Statements, etc.

Audit Certificate

Pursuant to the provisions set forth in Article 193-2, Paragraph 1 of the Financial Instruments and Exchange Act, the Company’s consolidated financial statements and non-consolidated financial statements for the year ended March 31, 2022 have been audited by Ernst & Young ShinNihon LLC.

Special Efforts to Ensure Appropriateness of Consolidated Financial Statements and Establishment of System for Preparing Consolidated Financial Statements Appropriately Based on IFRS

The Company has taken special efforts to ensure the appropriateness of consolidated financial statements and has worked to establish a system for appropriately preparing consolidated financial statements based on IFRS. The details are as follows:

- In order to properly understand the content of accounting standards and establish a system that can respond appropriately to revisions to accounting standards, the Company has joined the Financial Accounting Standards Foundation and has participated in seminars held by organizations with expertise.
- In order to prepare appropriate consolidated financial statements based on IFRS, the Company works to keep itself updated about the latest IFRS by obtaining press releases and standards disclosed by the International Accounting Standards Board. In addition, the Company develops internal rules and manuals to comply with IFRS and applies them in its accounting treatment.

Consolidated Financial Statements and Notes

Consolidated Statements of Financial Position

(In millions of yen)

	Notes	As of March 31, 2021	As of March 31, 2022
Assets			
Current assets			
Cash and cash equivalents	6	501,043	669,551
Trade and other receivables	7, 26	378,529	468,032
Other financial assets	8, 26	2,772	1,903
Other assets	9	45,170	42,558
Total current assets		927,517	1,182,045
Non-current assets			
Property and equipment	10	81,290	73,559
Right-of-use assets	12	283,674	187,060
Goodwill	11	399,361	436,017
Intangible assets	11	206,793	194,129
Investments in associates and joint ventures		72,373	86,916
Other financial assets	8, 26	183,016	182,240
Deferred tax assets	13	38,350	76,685
Other assets	9	4,235	4,888
Total non-current assets		1,269,096	1,241,496
Total assets		2,196,613	2,423,542

(In millions of yen)

	Notes	As of March 31, 2021	As of March 31, 2022
Liabilities and equity			
Liabilities			
Current liabilities			
Trade and other payables	14, 26	243,905	283,849
Bonds and borrowings	15, 26	54,673	26,236
Lease liabilities	12, 26	36,415	38,433
Other financial liabilities	26	779	111
Income tax payables		20,662	38,037
Provisions	17	11,509	13,147
Other liabilities	16	235,224	295,776
Total current liabilities		603,172	695,592
Non-current liabilities			
Bonds and borrowings	15, 26	58,106	34,400
Lease liabilities	12, 26	268,574	172,355
Other financial liabilities	26	895	525
Provisions	17	11,331	11,334
Net liability for retirement benefits	18	57,039	59,994
Deferred tax liabilities	13	71,839	62,592
Other liabilities	16	24,365	10,452
Total non-current liabilities		492,152	351,654
Total liabilities		1,095,324	1,047,247
Equity			
Equity attributable to owners of the parent			
Common stock	19	40,000	40,000
Share premium	19	17,422	20,640
Retained earnings	19	1,201,573	1,464,947
Treasury stock	19	(180,148)	(298,457)
Other components of equity		12,723	136,644
Total equity attributable to owners of the parent		1,091,571	1,363,776
Non-controlling interests		9,717	12,518
Total equity		1,101,289	1,376,294
Total liabilities and equity		2,196,613	2,423,542

Consolidated Statements of Profit or Loss

(In millions of yen, unless otherwise indicated)

	Notes	For the Year Ended March 31, 2021	For the Year Ended March 31, 2022
Revenue	21	2,269,346	2,871,705
Cost of sales		1,123,653	1,221,684
Gross profit		1,145,693	1,650,020
Selling, general and administrative expenses	22	983,076	1,250,305
Other operating income		21,462	2,257
Other operating expenses		21,255	23,043
Operating income		162,823	378,929
Share of profit (loss) of associates and joint ventures		6,468	5,349
Finance income		3,154	2,796
Finance costs		3,944	4,326
Profit before tax		168,502	382,749
Income tax expense	13	36,812	85,026
Profit for the year		131,690	297,722
Profit attributable to:			
Owners of the parent		131,393	296,833
Non-controlling interests		296	889
Profit for the year		131,690	297,722
Earnings per share attributable to owners of the parent			
Basic earnings per share (Yen)	24	79.83	181.68
Diluted earnings per share (Yen)	24	79.70	180.83

Consolidated Statements of Comprehensive Income

(In millions of yen)

	Notes	For the Year Ended March 31, 2021	For the Year Ended March 31, 2022
Profit for the year		131,690	297,722
Other comprehensive income			
Items that will not be reclassified to profit or loss:			
Net change in financial assets measured at fair value through other comprehensive income	23, 27	43,955	1,452
Remeasurements of defined retirement benefit plans	18, 23	(1,085)	(380)
Share of other comprehensive income of associates and joint ventures	23	347	(255)
Subtotal		43,217	817
Items that may be reclassified subsequently to profit or loss:			
Exchange differences on translation of foreign operations	23	34,187	98,838
Effective portion of changes in fair value of cash flow hedges	23	(84)	(134)
Subtotal		34,103	98,704
Other comprehensive income (loss) for the year, net of tax		77,321	99,521
Comprehensive income for the year		209,011	397,243
Comprehensive income attributable to:			
Owners of the parent		208,633	395,869
Non-controlling interests		377	1,374
Total comprehensive income		209,011	397,243

Consolidated Statements of Changes in Equity

Statement of Changes in Equity for the Year Ended March 31, 2021

(In millions of yen)

	Notes	Equity attributable to owners of the parent						
		Common stock	Share premium	Retained earnings	Treasury stock	Other components of equity		
						Share-based payments	Exchange differences on translation of foreign operations	Effective portion of changes in fair value of cash flow hedges
Balance at April 1, 2020		40,000	18,904	1,067,492	(113,244)	5,584	(30,557)	271
Profit for the year				131,393				
Other comprehensive income							34,106	(84)
Comprehensive income for the year		-	-	131,393	-	-	34,106	(84)
Transfer from other components of equity to retained earnings				43,217				
Purchase of treasury stock	19		(132)		(70,504)			
Disposal of treasury stock			(1,226)		3,601	(2,224)		
Dividends	20			(40,394)				
Share-based payments	25					5,628		
Equity transactions with non-controlling interests								
Other			(123)	(135)				
Transactions with owners - total		-	(1,482)	2,687	(66,903)	3,403	-	-
Balance at March 31, 2021		40,000	17,422	1,201,573	(180,148)	8,987	3,548	187

	Notes	Equity attributable to owners of the parent				Non-controlling interests	Total equity
		Other components of equity			Total		
		Net change in financial assets measured at fair value through other comprehensive income	Remeasurements of defined retirement benefit plans	Total			
Balance at April 1, 2020		-	-	(24,702)	988,449	7,293	995,743
Profit for the year				-	131,393	296	131,690
Other comprehensive income		44,303	(1,085)	77,239	77,239	81	77,321
Comprehensive income for the year		44,303	(1,085)	77,239	208,633	377	209,011
Transfer from other components of equity to retained earnings		(44,303)	1,085	(43,217)	-		-
Purchase of treasury stock	19			-	(70,636)		(70,636)
Disposal of treasury stock				(2,224)	149		149
Dividends	20			-	(40,394)		(40,394)
Share-based payments	25			5,628	5,628		5,628
Equity transactions with non-controlling interests				-	-	2,025	2,025
Other				-	(258)	20	(237)
Transactions with owners - total		(44,303)	1,085	(39,813)	(105,511)	2,046	(103,465)
Balance at March 31, 2021		-	-	12,723	1,091,571	9,717	1,101,289

Statement of Changes in Equity for the Year Ended March 31, 2022

(In millions of yen)

	Notes	Equity attributable to owners of the parent						
		Common stock	Share premium	Retained earnings	Treasury stock	Other components of equity		
						Share-based payments	Exchange differences on translation of foreign operations	Effective portion of changes in fair value of cash flow hedges
Balance at April 1, 2021		40,000	17,422	1,201,573	(180,148)	8,987	3,548	187
Profit for the year				296,833				
Other comprehensive income							98,361	(134)
Comprehensive income for the year		-	-	296,833	-	-	98,361	(134)
Transfer from other components of equity to retained earnings				809				
Purchase of treasury stock	19		(64)		(124,503)			
Disposal of treasury stock			3,282		6,194	(9,072)		
Dividends	20			(34,316)				
Share-based payments	25					34,767		
Equity transactions with non-controlling interests								
Other				47				
Transactions with owners - total		-	3,218	(33,459)	(118,308)	25,694	-	-
Balance at March 31, 2022		40,000	20,640	1,464,947	(298,457)	34,682	101,909	52

	Notes	Equity attributable to owners of the parent			Total	Non-controlling interests	Total equity
		Other components of equity		Total			
		Net change in financial assets measured at fair value through other comprehensive income	Remeasurements of defined retirement benefit plans				
Balance at April 1, 2021		-	-	12,723	1,091,571	9,717	1,101,289
Profit for the year				-	296,833	889	297,722
Other comprehensive income		1,189	(380)	99,036	99,036	484	99,521
Comprehensive income for the year		1,189	(380)	99,036	395,869	1,374	397,243
Transfer from other components of equity to retained earnings		(1,189)	380	(809)	-		-
Purchase of treasury stock	19			-	(124,568)		(124,568)
Disposal of treasury stock				(9,072)	404		404
Dividends	20			-	(34,316)	(501)	(34,817)
Share-based payments	25			34,767	34,767		34,767
Equity transactions with non-controlling interests				-	-	1,928	1,928
Other				-	47		47
Transactions with owners - total		(1,189)	380	24,885	(123,665)	1,427	(122,237)
Balance at March 31, 2022		-	-	136,644	1,363,776	12,518	1,376,294

Consolidated Statements of Cash Flows

(In millions of yen)

	Notes	For the Year Ended March 31, 2021	For the Year Ended March 31, 2022
Cash flows from operating activities			
Profit before tax		168,502	382,749
Depreciation and amortization		119,991	123,169
Share-based payment expenses	25	5,336	32,446
Decrease (Increase) in trade and other receivables		(2,527)	(75,034)
Increase (decrease) in trade and other payables		19,181	33,898
Other		15,366	67,175
Subtotal		325,851	564,404
Interest and dividends received		2,422	2,159
Interest paid		(3,558)	(3,732)
Income taxes paid		(38,117)	(123,221)
Net cash provided by operating activities		286,597	439,610
Cash flows from investing activities			
Payment for purchase of property and equipment		(14,015)	(13,133)
Proceeds from sale of property and equipment		20,209	97
Payment for purchase of intangible assets		(44,299)	(51,252)
Other		(2,267)	(6,449)
Net cash used in investing activities		(40,373)	(70,738)
Cash flows from financing activities			
Repayments of long-term borrowings	28	(24,957)	(24,957)
Redemption of bonds	15, 28	-	(30,000)
Repayments of lease liabilities	28	(40,849)	(42,956)
Payment for purchase of treasury stock	19	(70,667)	(124,568)
Dividends paid	20	(40,414)	(34,317)
Other	28	4,175	2,428
Net cash used in financing activities		(172,713)	(254,371)
Effect of exchange rate changes on cash and cash equivalents		6,280	54,007
Net increase (decrease) in cash and cash equivalents		79,790	168,508
Cash and cash equivalents at the beginning of the year	6	421,253	501,043
Cash and cash equivalents at the end of the year	6	501,043	669,551

Notes to Consolidated Financial Statements

1 Reporting Entity

Recruit Holdings Co., Ltd. (the “Holding Company” or “Recruit Holdings”) is a stock company incorporated under the Companies Act of Japan and domiciled in Japan. The addresses of its registered headquarters and principal business locations are disclosed on its website (<https://recruit-holdings.com/>). The details of businesses and principal activities of the Holding Company and its subsidiaries (the “Company”) are described in “5 Operating Segments.”

The Company’s consolidated financial statements for the year ended March 31, 2022 were approved on June 21, 2022 by Hisayuki Idekoba, CEO, President and Representative Director of the Board, and Ayano Senaha, Managing Corporate Executive Officer in charge of Finance and Director of the Board.

2 Basis of Preparation

Compliance with IFRS

The Company’s consolidated financial statements are prepared in conformity with IFRS. The Company applies the provisions of Article 93 of the Ordinance on Consolidated Financial Statements as it meets the requirements of the “Specified Company applying Designated IFRS” prescribed in Article 1-2 of the same ordinance.

Basis of Measurement

The consolidated financial statements of the Company are prepared on a historical cost basis except for certain assets and liabilities including financial instruments that are measured at fair value as described in “3 Significant Accounting Policies.”

Functional Currency and Presentation Currency

The consolidated financial statements of the Company are presented in Japanese yen, which is the functional currency of the Company, and figures less than one million yen are rounded down to the nearest million yen.

3 Significant Accounting Policies

Unless otherwise indicated, the following accounting policies have been applied to all periods stated in the consolidated financial statements.

Basis of Consolidation

The consolidated financial statements comprise the financial statements of the Company and the Company’s equity in its associates. In cases where the accounting policies applied by a subsidiary or an associate are different from those applied by the Company, adjustments are made to the subsidiary’s or the associate’s financial statements as necessary. Intragroup balances of receivables and payables, intragroup transactions, and unrealized gains and losses arising from intragroup transactions are eliminated in preparing the consolidated financial statements.

Subsidiaries

A subsidiary is an entity that is controlled by the Company. Control is achieved if the Company is exposed, or has rights, to variable returns from its involvement with the investee and has the ability to affect those returns through its power over the investee. The Company obtains control of a subsidiary on its acquisition date, and the subsidiary is included in the consolidation from such date until the date on which the Company loses control. A subsidiary with a different closing date is consolidated based on its provisional financial statements as of the consolidated closing date. Changes in the ownership interest of a subsidiary without a loss of control are accounted for as equity transactions. Any difference between the adjustment of non-controlling interests and the fair value of the consideration received is recognized directly in equity as the equity attributable to owners of the parent. Any gain or loss arising from the loss of control is recognized in profit or loss. Comprehensive income of a subsidiary is allocated to the equity attributable to owners of the parent and the non-controlling interests, even if this results in the non-controlling interests having a deficit balance.

Associates

An associate is an entity over which the Company has significant influence but does not have control or joint control. An associate is accounted for using the equity method from the date on which the Company obtains significant influence until the date on which it loses such influence.

Business Combinations

The Company accounts for each business combination by applying the acquisition method. The consideration transferred in a business combination is measured as the sum of the acquisition-date fair values of the assets transferred, the liabilities incurred by the acquirer to former owners of the acquiree and the equity interests issued by the acquirer, including any contingent consideration, if applicable.

Identifiable assets acquired and liabilities assumed in a business combination are measured at fair value at the acquisition date.

Acquisition-related costs incurred in a business combination are expensed as incurred.

Goodwill is initially measured as the excess of the aggregate of the consideration transferred, the amount of any non-controlling interest in the acquiree and the acquisition-date fair value of the Company's previously held equity interest in the acquiree, over the fair value of the net identifiable assets and liabilities assumed at the acquisition date.

If the initial accounting for a business combination is incomplete by the date of approval of this consolidated financial statements, the Company reports provisional amounts for the items for which the accounting is incomplete. The Company retrospectively adjusts the provisional amounts recognized at the acquisition date as an adjustment during the measurement period when new information about facts and circumstances that existed as of the acquisition date and, if known, would have affected the recognized amounts for the business combination. The measurement period shall not exceed one year from the acquisition date.

Effects of Changes in Foreign Exchange Rates

The Company's consolidated financial statements are presented in Japanese yen, which is the functional currency of the Holding Company. Each entity in the Company determines its own functional currency, and the financial statements of each entity are measured using that functional currency.

Transactions in foreign currencies are translated into the functional currency of each of the subsidiaries and the associates at the spot exchange rate on the date of the transaction. Monetary assets and liabilities denominated in foreign currencies are translated into the functional currency at the exchange rates prevailing at the closing date. Non-monetary assets and liabilities measured at historical cost that are denominated in foreign currencies are translated into the functional currency using the exchange rates at the date of the initial transaction. Non-monetary assets and liabilities measured at fair value that are denominated in foreign

currencies are translated using the spot exchange rates at the date when the fair value is determined. Differences arising from the translation and settlement are recognized as profit or loss. When a gain or loss on a non-monetary item is recognized in other comprehensive income, any exchange difference is also recognized in other comprehensive income.

The assets and liabilities of foreign operations are translated using the spot exchange rate at the closing date, while income and expenses of foreign operations are translated using the spot exchange rate at the date of the transaction or a rate that approximates such rate. The resulting translation differences are recognized as other comprehensive income. In cases where a foreign operation is disposed of, the cumulative amount of translation differences related to the foreign operation is recognized in profit or loss on disposal.

Financial Instruments

Financial Assets

Recognition, Classification and Measurement of Financial Assets

Financial assets are recognized when the Company becomes a party to the contract of the financial instruments. The Company measures all financial assets at fair value at initial recognition and classifies them as financial assets measured at amortized cost, financial assets measured at fair value through other comprehensive income ("FVTOCI financial assets"), or financial assets measured at fair value through profit or loss ("FVTPL financial assets").

Financial Assets Measured at Amortized Cost

The Company classifies financial assets that satisfy the following conditions as financial assets measured at amortized cost:

- the financial asset is held within a business model whose objective is to hold financial assets in order to collect contractual cash flows, and
- the contractual terms of the financial asset give rise on specified dates to cash flows that are solely payments of principal and interest on the principal amount outstanding.

Financial assets measured at amortized cost are initially recognized as the sum of the fair value and transaction costs, and subsequently measured at amortized cost using the effective interest method less impairment losses. Interest income, gains or losses on derecognition, and impairment losses are recognized as finance income or costs.

FVTOCI Financial Assets

FVTOCI Debt Financial Assets

The Company classifies debt financial assets that satisfy the following conditions as FVTOCI debt financial assets measured at fair value through other comprehensive income:

- the financial asset is held within a business model whose objective is achieved by both collecting contractual cash flows and selling financial assets, and
- the contractual terms of the financial asset give rise on specified dates to cash flows that are solely payments of principal and interest on the principal amount outstanding.

FVTOCI debt financial assets are initially recognized as the sum of the fair value and transaction costs, and subsequent changes in fair value (other than impairment losses) are recognized in other comprehensive income. The cumulative amount in other comprehensive income is reclassified to profit or loss upon derecognition of the asset. Interest income, gains or losses on derecognition, and impairment losses are recognized as finance income or costs in profit or loss.

FVTOCI Equity Financial Assets

Of financial assets measured at fair value, the Company classifies equity financial assets for which the Company has made an irrevocable election at initial recognition to present subsequent fair value changes in other comprehensive income as FVTOCI equity financial assets measured at fair value through other comprehensive income. The Company, in principle, designates all equity financial assets as FVTOCI equity financial assets.

FVTOCI equity financial assets are initially recognized as the sum of the fair value and transaction costs. Subsequent changes in fair value as well as gains or losses on derecognition are recognized in other comprehensive income, and their cumulative amount is immediately reclassified to retained earnings after being recognized in other components of equity.

Dividends received on FVTOCI equity financial assets are recognized as finance income when entitlement to the dividends is established, except for cases where the dividend clearly represents the recovery of part of the cost of the investment.

FVTPL Financial Assets

The Company classifies all financial assets including derivatives as FVTPL financial assets, unless these are measured at amortized cost or at fair value through other comprehensive income as stated above.

FVTPL financial assets are initially recognized at fair value, and any subsequent changes in fair value as well as any gains or losses on disposal are recognized as finance income or costs in profit or loss.

Impairment of Financial Assets

The Company recognizes a provision for expected credit losses on financial assets measured at amortized cost or FVTOCI debt financial assets.

The Company assesses at the end of each reporting period whether credit risk on a financial asset has increased significantly since initial recognition. If the credit risk on a financial asset has increased significantly since initial recognition, the provision for that financial asset is measured at an amount equal to lifetime expected credit losses. If credit risk has not increased significantly, the provision is measured at an amount equal to 12-month expected credit losses. Whether credit risk has increased significantly or not is determined based on changes in default risk.

For trade receivables that do not contain a significant financing component, the provision is measured at an amount equal to lifetime expected credit losses under a simplified approach, based on historical evidence of credit losses, regardless of changes in the credit risk.

Derecognition

The Company derecognizes a financial asset when the contractual rights to cash flows arising from the financial asset expire or substantially all the risks and rewards of ownership of the financial asset are transferred.

Interests in a transferred financial asset created or retained by the Company are recognized separately as assets or liabilities.

Financial Liabilities

Recognition, Classification and Measurement of Financial Liabilities

Financial liabilities are recognized when the Company becomes a party to the contract of the financial instruments. The Company measures all financial liabilities at fair value at initial recognition and classifies them as financial liabilities measured at amortized cost or financial liabilities measured at fair value through

profit or loss (“FVTPL financial liabilities”).

Financial Liabilities Measured at Amortized Cost

The Company classifies all financial liabilities as financial liabilities measured at amortized cost, except for:

- FVTPL financial liabilities (including derivative liabilities)
- financial guarantee contracts
- contingent consideration recognized in a business combination

Financial liabilities measured at amortized cost are initially recognized as the fair value less transaction costs, and subsequently measured at amortized cost using the effective interest method.

FVTPL Financial Liabilities

FVTPL financial liabilities are initially recognized at fair value and any subsequent changes in fair value are recognized as finance income or costs in profit or loss, unless the hedge accounting criteria are met.

Derecognition

The Company derecognizes financial liabilities when the obligations are discharged, canceled, or expired.

Offsetting Financial Instruments

Financial assets and financial liabilities are offset and the net amount is presented in the consolidated statements of financial position only if there is a currently enforceable legal right to set off the recognized amounts, and there is an intention either to settle on a net basis or to realize the asset and settle the liability simultaneously.

Derivatives and Hedge Accounting

Derivatives

To hedge foreign currency risks and risks of changes in interest rates, the Company enters into derivative contracts, including interest rate swaps, currency swaps and forward foreign exchange contracts. These derivatives are initially recognized as assets or liabilities at fair value at the date on which the contracts are entered into, and subsequently measured at fair value at the end of the reporting period. The changes in the fair value of derivatives (gains and losses on valuation of derivatives) are immediately recognized in profit or loss if hedge accounting is not applied. The changes in the fair value of derivatives for foreign currency risks and risks of changes in interest rates are presented in the consolidated statements of profit or loss after being offset by exchange differences (foreign exchange gains and losses) of monetary items denominated in foreign currencies that arise from changes in foreign exchange rates.

Hedge Accounting

When the hedging relationship qualifies for hedge accounting, the Company accounts for a part of the derivatives as cash flow hedges. When accounting for cash flow hedges, the effective portion of changes in the fair value arising from the derivatives is recognized in other comprehensive income, and the cumulative amount is recognized in other components of equity. The amount recognized in other components of equity is reclassified to profit or loss in order to offset the effects arising when the hedged item is recognized in profit or loss. The ineffective portion of changes in the fair value arising from the derivatives designated as cash flow hedges are immediately recognized in profit or loss.

Cash and Cash Equivalents

Cash and cash equivalents consist of cash on hand, demand deposits, and short-term investments due within three months from the date of acquisition that are readily convertible to cash and which are subject to

an insignificant risk of changes in value.

Property and Equipment

Property and equipment are measured at cost less accumulated depreciation and accumulated impairment losses by using the cost model.

The costs of property and equipment include those directly attributable to the acquisition of the asset and the estimate of the costs of dismantlement, removal and restoration.

Property and equipment are depreciated using the straight-line method over the useful life of each significant component of the asset. The depreciation method, useful lives and residual values are reviewed at the end of each fiscal year, and the effects of any changes in estimates, if any, are accounted for as changes in accounting estimates prospectively from the period in which the estimates are changed.

Major useful lives of property and equipment are as follows:

- Buildings and structures: 2 to 50 years
- Tools, furniture and fixtures: 2 to 20 years

Intangible Assets

Intangible assets are measured at cost less accumulated amortization and accumulated impairment losses by using the cost model.

Intangible assets acquired separately are measured at cost at initial recognition. Identifiable intangible assets acquired through business combinations separately from goodwill are measured at fair value at the date on which the Company obtains control.

Expenditures on research activities are expensed as incurred. Expenditures on development activities are capitalized only if all of the following can be demonstrated:

- the technical feasibility of completing the intangible asset so that it will be available for use or sale
- the Company's intention to complete the intangible asset, and use or sell it
- the Company's ability to use or sell the intangible asset
- how the intangible asset will generate probable future economic benefit
- the availability of adequate technical, financial and other resources to complete the development and to use or sell the intangible asset
- the Company's ability to measure reliably the expenditure attributable to the intangible asset during its development

Intangible assets with definite useful lives are amortized using the straight-line method over their useful lives. The amortization method and useful lives are reviewed at the end of each fiscal year, and the effects of any changes in the estimates are accounted for as changes in accounting estimates, if any, prospectively from the period of the change. Intangible assets with indefinite useful lives are not amortized.

Major useful lives of intangible assets are as follows:

- Software: 5 years
- Customer-related assets: 2 to 15 years

Leases

At the inception of a contract, the Company assesses whether the contract is, or contains, a lease based on the substance of the contract.

A lease liability is recognized and measured at the present value of the remaining lease payments, discounted using the lessee's incremental borrowing rate at the commencement date of the lease if the interest rate implicit in the lease is not readily determinable. After the commencement date, the lease liability

is measured by increasing or reducing the carrying amount to reflect interest on the lease liability and the lease payments made, and remeasuring the carrying amount as necessary to reflect any lease modifications. The lease term is determined as the non-cancellable period of a lease, together with both periods covered by an option to extend the lease if the option is reasonably certain to be exercised, and periods covered by an option to terminate the lease if the option is reasonably certain not to be exercised.

Right-of-use assets are measured at cost less accumulated depreciation and accumulated impairment losses by applying the cost model. The cost of a right-of-use asset includes the amount of the initial measurement of the lease liability at the commencement date, any lease payments made at or before the commencement date less lease incentives, and restoration costs required by the lease contract. Right-of-use assets are depreciated using the straight-line method over the lease term. The lease term is reassessed upon the occurrence of a significant event or a significant change in circumstances that affects whether the lessee is reasonably certain to exercise the extension option, or not to exercise the termination option. When the lease term is modified, the lease liability will be remeasured and, in principle, the amount of right-of-use assets will be adjusted.

The Company has elected not to recognize right-of-use assets and lease liabilities for leases which are low in value.

Impairment of Property and Equipment and Intangible Assets

At the end of each reporting period, the Company assesses whether there is any indication that property and equipment and intangible assets with definite useful lives may be impaired. If any such indication exists, impairment tests are performed to assess the recoverable amount of the asset or the cash-generating unit (“CGU”) to which it belongs. Intangible assets with indefinite useful lives and those not yet available for use are not amortized, and tested for impairment annually irrespective of whether there is any indication of impairment, or whenever there is an indication of impairment.

The recoverable amount is measured at the higher of an asset or CGU’s fair value less costs of disposal and its value in use. The value in use is calculated by discounting the estimated future cash flows to their present value with a pre-tax discount rate that reflects the time value of money and the risks specific to the asset or CGU.

If the recoverable amount of an individual asset or a CGU is less than its carrying amount, the carrying amount is reduced to the recoverable amount, and an impairment loss is recognized as “Other operating expenses” in the consolidated statements of profit or loss. For property and equipment and intangible assets for which impairment losses were recognized in prior periods, the Company assesses at the closing date whether there is any indication of a reversal of an impairment loss. If there is an indication of a reversal of an impairment loss, and the recoverable amount of an individual asset or a CGU exceeds its carrying amount, the impairment loss is reversed to the lower of its recoverable amount and the carrying amount that would have been determined (net of amortization or depreciation) had no impairment loss been recognized for the asset in prior periods.

Goodwill

Goodwill is measured at cost less accumulated impairment losses. Goodwill is allocated to a CGU or a group of CGUs that is expected to benefit from the synergies of the business combination. A CGU or a group of CGUs to which goodwill is allocated is determined based on the smallest level unit at which the goodwill is monitored for internal management purposes, and no larger than an operating segment.

The Company performs an impairment test for the CGU or the group of CGUs to which goodwill was allocated at a specified point of time in each fiscal year or whenever there is an indication of impairment. If the recoverable amount of a CGU or a group of CGUs is less than its carrying amount in an impairment test, the difference is recognized as an impairment loss, in principle. In recognizing the impairment loss, the

carrying amount of goodwill allocated to the CGU or the group of CGUs is reduced, and then the carrying amounts of the other assets in the CGU or the group of CGUs are reduced pro rata on the basis of the carrying amount of each asset. An impairment loss for goodwill is recognized in profit or loss as “Other operating expenses” and is not reversed in a subsequent period.

Non-current Assets Held for Sale

An asset or asset group for which the value is expected to be recovered through a sale transaction rather than through continuing use is classified as a non-current asset or disposal group held for sale if (i) it is highly probable that the asset or disposal group will be sold within one year, (ii) the asset or disposal group is available for immediate sale in its present condition, and (iii) the Company’s management has made a commitment to sell the asset or disposal group. Non-current assets held for sale are not depreciated or amortized and are measured at the lower of their carrying amount and fair value less costs to sell.

Provisions

Provisions are recognized when the Company has a present obligation (legal or constructive) as a result of a past event, it is probable that an outflow of resources embodying economic benefits will be required to settle the obligation, and the amount of the obligation can be estimated reliably. Where the effect of the time value of money is material, the amount of provisions is measured at the present value of the expenditures expected to be required to settle the obligations. In calculating the present value, the Company uses a pre-tax discount rate that reflects the current market assessments of the time value of money and the risks specific to the liability.

Post-employment Benefits

The Company operates defined contribution plans and defined benefit plans as retirement benefit plans for employees.

Defined Contribution Plans

Retirement benefit costs for defined contribution plans are recognized in profit or loss for the period over which the employees render the related services.

Defined Benefit Plans

For each defined benefit plan, the Company calculates the present value of defined benefit obligations and the related current service cost and past service cost using the projected unit credit method, and recognizes them as an expense. The discount rate is determined by reference to the closing-date market yields on high quality corporate bonds for the period corresponding to the discount period, which is set on the basis of the period until the expected date of benefit payment in each future fiscal year. Net interest on the net defined benefit liability is recorded as cost of sales or selling, general and administrative expenses. Remeasurements of the net defined benefit liability incurred in the current period are recognized as other comprehensive income, and the cumulative amount is immediately reclassified to retained earnings after being recognized in other components of equity.

Equity

Common Stock and Share Premium

For equity instruments issued by the Company, the issue prices are recorded in common stock and share premium, and the transaction cost (net of related tax effects) directly attributable to the issuance is deducted from common stock and share premium proportionally on the basis of the issue price.

Treasury Stock

When shares of treasury stock are acquired, the consideration paid including the transaction cost (net of related tax effects) directly attributable to the acquisition is recognized as a deduction from equity. When shares of treasury stock are sold, the consideration received is recognized as an increase in equity.

Share-based Payment

The Company has introduced the following equity-settled equity compensation plan.

Equity-settled Stock Options

The Company grants equity-settled stock options as an incentive plan for the Directors of the Board, Corporate Executive Officers and Corporate Professional Officers (Corporate Executive Officers and Corporate Professional Officers are collectively referred to as “Senior Management”) of Recruit Holdings. The Company recognizes the services received as consideration for the stock options as an expense, and the corresponding amount is recognized as an increase in equity. The expense is estimated at the fair value of the stock options at the grant date. The fair value is calculated, taking into account the terms and conditions of the options, primarily by using the Black-Scholes model.

Equity-settled Board Incentive Plan (“BIP”) Trust

The Company has introduced an equity-settled BIP Trust as an incentive plan for the Directors of the Board and Senior Management of Recruit Holdings and some of its subsidiaries. Consideration for the services received is measured with reference to the fair value of the shares of Recruit Holdings’ common stock at the grant date and is recognized as an expense over its vesting period while the corresponding amount is recognized as an increase in equity.

Equity-settled Employee Stock Ownership Plan (“ESOP”) Trust

The Company has introduced an equity-settled ESOP Trust as an incentive plan for the employees of its subsidiaries. Consideration for the services received is measured with reference to the fair value of shares of Recruit Holdings’ common stock at the grant date and is recognized as an expense over its vesting period while the corresponding amount is recognized as an increase in equity. The fair value at the grant date is measured as the market price of the shares adjusted for expected dividends.

Revenue Recognition

The Company recognizes revenue based on the following five-step approach. The details of revenue recognition for each segment are described in “21 Revenue.”

- Step 1: Identify the contract(s) with a customer
- Step 2: Identify the performance obligations in the contract
- Step 3: Determine the transaction price
- Step 4: Allocate the transaction price to the performance obligations in the contract
- Step 5: Recognize revenue when (or as) the entity satisfies a performance obligation

The incremental costs of obtaining a contract are recognized as an asset (“asset recognized for costs of obtaining contracts”) if those costs are expected to be recoverable. The incremental costs of obtaining a contract are those costs that the Company incurs to obtain a contract with a customer that it would not have incurred if the contract had not been obtained.

An asset recognized for costs of obtaining contracts is amortized on a systematic basis that is consistent with the transfer to the customer of the services to which the asset relates, unless the amortization period of the asset is one year or less. If the amortization period of the asset is one year or less, the incremental costs of

obtaining a contract are expensed when incurred by using the practical expedient in IFRS 15.

Income Taxes

Income tax expense is the sum of current tax expense and deferred tax expense and recognized in profit or loss, except for taxes arising from items that are directly recognized in other comprehensive income or in equity and taxes arising from business combinations.

Current Tax Expense

Current tax expense is measured at the amount expected to be paid to or refunded from the taxation authorities using the tax rates (and tax laws) that have been enacted or substantively enacted by the closing date.

Deferred Tax Expense

Deferred tax expense is calculated based on the temporary differences between the tax base for assets and liabilities and their carrying amount for accounting purposes at the closing date. Deferred tax assets are recognized for deductible temporary differences, unused tax credits and unused tax losses to the extent that it is probable that future taxable profit will be available against which they can be utilized. Deferred tax liabilities are recognized, in principle, for all taxable temporary differences.

Deferred tax assets are not recognized for the following temporary differences:

- temporary differences arising from the initial recognition of assets or liabilities in transactions that are not business combinations and affect neither accounting profit nor taxable profit (tax loss) at the time of transaction, and
- deductible temporary differences arising from investments in subsidiaries and associates where it is probable that the temporary difference will not reverse in the foreseeable future or it is not probable that future taxable profit will be available against which the temporary difference can be utilized.

Deferred tax liabilities are not recognized for the following temporary differences:

- temporary differences arising from the initial recognition of goodwill,
- temporary differences arising from the initial recognition of assets or liabilities in transactions that are not business combinations and affect neither accounting profit nor taxable profit (tax loss) at the time of transaction, and
- taxable temporary differences arising from investments in subsidiaries and associates where the Company is able to control the timing of the reversal of the temporary difference and it is probable that the temporary difference will not reverse in the foreseeable future.

There are certain cases where assets and liabilities arising from a single transaction are recognized at the same amount. In such transactions, deferred tax liabilities are recognized for taxable temporary differences of the recognized assets, and deferred tax assets are recognized for deductible temporary differences of the recognized liabilities. Deferred tax assets and liabilities are measured using the tax rates that are expected to apply to the year when the asset is realized or the liability is settled, using the tax rates (and tax laws) that have been enacted or substantively enacted by the closing date. Deferred tax assets and deferred tax liabilities are offset when there is a legally enforceable right to set off current tax assets against current tax liabilities and the assets and liabilities related to income taxes are levied by the same taxation authority on the same taxable entity or different taxable entities which intend to settle on a net basis.

Earnings per Share

Basic earnings per share is determined by dividing the profit (loss) attributable to the common shareholders of the parent by the weighted average number of shares of common stock outstanding, adjusted for shares of treasury stock, during the period. Diluted earnings per share is adjusted for the effect of all dilutive

potential shares of common stock.

Changes in Presentation Methods

Consolidated Statements of Financial Position

“Accounts receivable - other,” which was included in “Other financial assets” under “Current assets” for the year ended March 31, 2021, is included in “Trade and other receivables” for the year ended March 31, 2022, due to an increase in its amount. To reflect this change in presentation, the amount of 36,270 million yen included in “Other financial assets” under “Current assets” for the year ended March 31, 2021 has been reclassified to “Trade and other receivables.”

Consolidated Statements of Cash Flows

“Share-based payment expenses,” which was included in “Other” under “Cash flows from operating activities” for the year ended March 31, 2021, is presented separately for the year ended March 31, 2022, due to an increase in its amount. To reflect this change in presentation, the amount of 5,336 million yen included in “Other” under “Cash flows from operating activities” for the year ended March 31, 2021 is reclassified to “Share-based payment expenses.”

4 Significant Accounting Judgments, Accounting Estimates and Assumptions

In preparing the consolidated financial statements, management makes judgments, accounting estimates and assumptions that affect the application of accounting policies and the reported amounts of assets, liabilities, revenue and expenses.

Estimates and assumptions are based on management’s best judgments based on historical performance and various factors considered reasonable. By their nature, however, actual results may differ from the estimates and assumptions made. Estimates and their underlying assumptions are continuously reviewed. The effects of changes in accounting estimates are recognized prospectively in the period of the change.

Estimates and assumptions that significantly affect the amounts recognized in the consolidated financial statements are as follows:

Method of Fair Value Measurement of Financial Instruments

When measuring the fair values of certain financial instruments, the Company uses a valuation technique that includes unobservable inputs. The unobservable inputs may be affected by changes in uncertain future economic conditions. As of March 31, 2022, such accounting estimates were recognized under “other financial assets” in the consolidated statements of financial position.

Impairment of Property and Equipment, Goodwill and Intangible Assets

The Company tests property and equipment, goodwill and intangible assets for impairment in accordance with “3 Significant Accounting Policies.” Recoverable amounts in impairment tests are measured based on assumptions such as growth rates and discount rates that are used in the estimates of future cash flow projections. These assumptions are determined by management’s best estimates and judgments. However, they may be affected by changes in uncertain future economic conditions. As of March 31, 2022, such accounting estimates were recognized under “property and equipment,” “goodwill,” and “intangible assets” in the consolidated statements of financial position. The details of goodwill and intangible assets are described in “11 Goodwill and Intangible Assets.”

Assessment of Defined Benefit Obligations

The Company has defined benefit plans as retirement benefit plans. For each defined benefit plan, the present value of defined benefit obligations and the related costs including service cost are determined

based on the actuarial assumptions such as discount rates, mortality rates and other factors. These assumptions are determined by management's best estimates and judgments. However, they may be affected by changes in uncertain future economic conditions. As of March 31, 2022, such accounting estimates were recognized under "net liability for the retirement benefits" in the consolidated statements of financial position.

Recoverability of Deferred Tax Assets

Deferred tax assets are recognized for deductible temporary differences, unused tax credits and unused tax losses to the extent that it is probable that sufficient future taxable income will be available against which the deductible temporary differences can be utilized. The period in which it is probable that sufficient future taxable income will be available and the amount of the future taxable income are determined by management's best estimates and judgments. However, they may be affected by changes in uncertain future economic conditions. As of March 31, 2022, such accounting estimates were recognized under "deferred tax assets" in the consolidated statements of financial position.

5 Operating Segments

Overview of Reportable Segments

The Company's operating segments are those components of the Company for which discrete financial information is available and whose operating results are regularly reviewed by the Board of Directors to decide on the allocation of operating resources and assess business performance. The Company has three operating segments by type of business, HR Technology, Media & Solutions, and Staffing, which are also the reportable segments.

HR Technology consists of the operations of Indeed, Glassdoor and other related businesses. Media & Solutions consists of two operations, Marketing Solutions and HR Solutions. Staffing consists of two operations, *Japan*, and *Europe, US and Australia*.

The details of these segments are described in "21 Revenue."

Information about Reportable Segments

Segment profit (loss) is adjusted EBITDA (operating income + depreciation and amortization (excluding depreciation of right-of-use assets) ± other operating income/expenses).

Segment profit (loss) of Corporate and Elimination includes corporate expenses not allocated to any reportable segments. Corporate expenses consist primarily of general and administrative expenses that are not allocable to the segments. Intersegment revenues or transfers are calculated based on a price used in similar transactions with external parties. Segment assets and liabilities are not stated as they are not subject to review for deciding on the allocation of operating resources and assessing business performance.

For the Year Ended March 31, 2021

(In millions of yen)

	Reportable Segment				Corporate and Elimination	Consolidated
	HR Technology	Media & Solutions	Staffing	Total		
Revenue						
Revenue from external customers	417,831	666,663	1,184,852	2,269,346	-	2,269,346
Intersegment revenues or transfers	5,454	5,349	13,996	24,800	(24,800)	-
Total	423,286	672,012	1,198,848	2,294,146	(24,800)	2,269,346
Segment profit (loss)	66,786	106,778	76,211	249,776	(8,117)	241,658
Depreciation and amortization*						79,041
Other operating income						21,462
Other operating expenses						21,255
Operating income						162,823
Share of profit (loss) of associates and joint ventures						6,468
Finance income						3,154
Finance costs						3,944
Profit before tax						168,502

* Depreciation and amortization exclude depreciation of right-of-use assets.

For the Year Ended March 31, 2022

(In millions of yen)

	Reportable Segment				Corporate and Elimination	Consolidated
	HR Technology	Media & Solutions	Staffing	Total		
Revenue						
Revenue from external customers	855,688	654,163	1,361,853	2,871,705	-	2,871,705
Intersegment revenues or transfers	5,711	4,453	16,639	26,804	(26,804)	-
Total	861,400	658,616	1,378,492	2,898,510	(26,804)	2,871,705
Segment profit (loss)	293,129	102,454	93,170	488,753	(9,383)	479,370
Depreciation and amortization*						79,654
Other operating income						2,257
Other operating expenses						23,043
Operating income						378,929
Share of profit (loss) of associates and joint ventures						5,349
Finance income						2,796
Finance costs						4,326
Profit before tax						382,749

* Depreciation and amortization exclude depreciation of right-of-use assets.

Information about Products and Services

The classification of products and services is the same as that of the reportable segments. Refer to Information on Reportable Segments above.

Information about Geographical Areas

Revenue from External Customers

(In millions of yen)

	For the Year Ended March 31, 2021	For the Year Ended March 31, 2022
Japan	1,245,497	1,277,769
United States	486,620	846,748
Others	537,228	747,187
Total	2,269,346	2,871,705

Revenue is classified based on the locations where the external customer resides.

Non-current Assets (excluding Financial Assets and Deferred Tax Assets)

(In millions of yen)

	As of March 31, 2021	As of March 31, 2022
Japan	347,497	246,848
United States	343,900	365,222
Netherlands	183,416	188,199
Others	100,540	95,384
Total	975,355	895,654

Information about Major Customers

There are no revenues from transactions with a single external customer amounting to 10% or more of revenues in the consolidated statements of profit or loss for the years ended March 31, 2021 and 2022.

6 Cash and Cash Equivalents

The breakdown of cash and cash equivalents is as follows:

(In millions of yen)

	As of March 31, 2021	As of March 31, 2022
Cash and deposits	501,043	669,551
Total	501,043	669,551

* Cash and cash equivalents are classified as financial assets measured at amortized cost.

7 Trade and Other Receivables

The breakdown of trade and other receivables is as follows:

(In millions of yen)

	As of March 31, 2021	As of March 31, 2022
Accounts receivable - trade ²	351,112	433,850
Accounts receivable - other	36,452	44,887
Other	731	765
Loss allowance	(9,766)	(11,471)
Total	378,529	468,032

¹ Trade and other receivables are classified as financial assets measured at amortized cost.

² The balance of receivables arising from contracts with customers (accounts receivable - trade) as of April 1, 2020 was 333,426 million yen.

³ The figures as of March 31, 2021 reflect the changes described in "Changes in Presentation Methods" in "3. Significant Accounting Policies."

8 Other Financial Assets

The breakdown of other financial assets is as follows:

(In millions of yen)

	As of March 31, 2021	As of March 31, 2022
Equity financial assets	152,216	153,639
Guarantee deposits for leases	22,830	23,217
Other	11,218	7,819
Loss allowance	(476)	(532)
Total	185,789	184,143
Current assets	2,772	1,903
Non-current assets	183,016	182,240
Total	185,789	184,143

¹ Equity financial assets are generally classified as financial assets measured at fair value through other comprehensive income, while guarantee deposits for leases are classified as financial assets measured at amortized cost.

² The figures as of March 31, 2021 reflect the changes described in "Changes in Presentation Methods" in "3. Significant Accounting Policies."

Financial Assets Measured at Fair Value through Other Comprehensive Income

Equity financial assets, such as shares, are held primarily for maintaining and strengthening relationships with business partners. These assets are designated as financial assets measured at fair value through other comprehensive income.

The names of major shares held as financial assets measured at fair value through other comprehensive income and their fair values as of March 31, 2021 and 2022 are as follows:

As of March 31, 2021

(In millions of yen)

Name of shares	Fair value
Yeahka Limited	29,750
freee K.K.	21,406
Dentsu Group Inc.	17,501
Nippon Television Holdings, Inc.	9,384
Oisix ra daichi Inc.	7,718
TBS HOLDINGS, INC.	5,792
Monex Group, Inc.	5,342

As of March 31, 2022

(In millions of yen)

Name of shares	Fair value
Dentsu Group Inc.	24,748
Yeahka Limited	14,719
freee K.K.	10,008
Nippon Television Holdings, Inc.	8,223
Oisix ra daichi Inc.	7,983
TBS HOLDINGS, INC.	4,765
Monex Group, Inc.	3,752

9 Other Assets

The breakdown of other assets is as follows:

(In millions of yen)

	As of March 31, 2021	As of March 31, 2022
Prepaid expenses	19,326	22,803
Income taxes receivable	4,053	11,450
Consumption taxes receivable	5,131	1,340
Long-term prepaid expenses	3,683	4,293
Other*	17,211	7,557
Total	49,406	47,446
Current assets	45,170	42,558
Non-current assets	4,235	4,888
Total	49,406	47,446

* The amount as of March 31, 2021 includes contract assets of 10,218 million yen recognized from an outsourcing agreement between the Small and Medium Enterprise Agency of the Ministry of Economy in Japan, Trade and Industry and Recruit Co., Ltd. to support the implementation of the Rent Assistance Program, one of the emergency efforts related to COVID-19 to support the economy. The contract assets are reclassified to trade and other receivables at the time of customer acceptance. The consideration for a contract received from the customer before customer acceptance is deducted from contract assets under the same contract in the consolidated statement of financial position.

10 Property and Equipment

Changes in the carrying amount, acquisition cost, accumulated depreciation and accumulated impairment losses of property and equipment are as follows:

Carrying Amount

(In millions of yen)

	Buildings and structures	Tools, furniture and fixtures	Other	Total
As of April 1, 2020	50,742	29,004	12,453	92,200
Additions	6,576	6,482	7,450	20,509
Sale or disposal	(1,655)	(306)	(7,763)	(9,725)
Depreciation*	(11,457)	(10,228)	(248)	(21,934)
Reclassification	5,020	2,214	(7,235)	-
Other	489	(177)	(71)	240
As of March 31, 2021	49,715	26,989	4,585	81,290
Additions	1,840	4,601	6,219	12,661
Depreciation*	(11,181)	(9,294)	(247)	(20,722)
Reclassification	3,617	754	(4,372)	-
Other	792	(1,023)	561	329
As of March 31, 2022	44,784	22,027	6,747	73,559

Acquisition Cost

(In millions of yen)

	Buildings and structures	Tools, furniture and fixtures	Other	Total
As of April 1, 2020	90,346	69,991	13,897	174,234
As of March 31, 2021	95,120	75,641	6,364	177,126
As of March 31, 2022	102,207	76,004	8,828	187,040

Accumulated Depreciation and Accumulated Impairment Losses

(In millions of yen)

	Buildings and structures	Tools, furniture and fixtures	Other	Total
As of April 1, 2020	39,604	40,986	1,443	82,034
As of March 31, 2021	45,404	48,652	1,778	95,835
As of March 31, 2022	57,422	53,977	2,081	113,481

* Depreciation is mainly included within "Selling, general and administrative expenses" in the consolidated statements of profit or loss.

11 Goodwill and Intangible Assets

Changes in the carrying amount, acquisition cost, accumulated amortization and accumulated impairment losses of goodwill and intangible assets are as follows:

Carrying Amount

(In millions of yen)

	Goodwill	Customer-related assets	Software ¹	Other ²	Total
As of April 1, 2020	383,163	67,488	106,747	42,152	599,552
Additions	-	-	43,773	545	44,318
Acquisition through business combinations	538	-	-	169	708
Sale or disposal	-	-	(634)	(1)	(636)
Amortization ³	-	(9,224)	(39,219)	(8,663)	(57,107)
Impairment losses	(1,828)	(2,631)	(947)	(263)	(5,671)
Exchange differences on the translation of foreign operations	17,487	5,167	551	1,867	25,073
Other	-	-	(21)	(62)	(83)
As of March 31, 2021	399,361	60,799	110,249	35,744	606,154
Additions	-	-	49,842	2,160	52,002
Acquisition through business combinations	5,659	1,101	-	1,071	7,832
Sale or disposal	-	-	(547)	(1)	(549)
Amortization ³	-	(8,809)	(41,468)	(8,653)	(58,931)
Impairment losses	-	(1,099)	(10,521)	(1,461)	(13,082)
Exchange differences on the translation of foreign operations	30,996	3,428	328	2,495	37,248
Other	-	-	(569)	42	(527)
As of March 31, 2022	436,017	55,420	107,311	31,396	630,146

Acquisition Cost

(In millions of yen)

	Goodwill	Customer-related assets	Software ¹	Other ²	Total
As of April 1, 2020	435,408	132,752	333,026	97,124	998,311
As of March 31, 2021	460,082	142,720	365,685	101,920	1,070,408
As of March 31, 2022	500,458	154,747	412,622	111,686	1,179,515

Accumulated Amortization and Accumulated Impairment Losses

(In millions of yen)

	Goodwill	Customer-related assets	Software ¹	Other ²	Total
As of April 1, 2020	52,244	65,263	226,278	54,971	398,758
As of March 31, 2021	60,720	81,920	255,436	66,176	464,253
As of March 31, 2022	64,441	99,327	305,310	80,290	549,368

¹ Software mainly comprises internally generated software.

² Other mainly includes trademark rights.

³ Amortization is mainly included within "Selling, general and administrative expenses" in the consolidated statements of profit or loss.

⁴ Research and development expenses recognized as expenses for the years ended March 31, 2021 and 2022 are 74,462 million yen and 85,013 million yen, respectively.

Significant Intangible Assets

Significant items included in intangible assets are customer-related assets arising from the acquisition of shares in RGF Staffing B.V. (42,592 million yen and 39,963 million yen as of March 31, 2021 and 2022, respectively). The remaining amortization period as of March 31, 2022 is 8 years.

Impairment Tests on Goodwill

The Company groups its assets by CGU, the smallest identifiable group of assets that generates cash inflows that are largely independent of the cash inflows generated from other assets or groups of assets, by considering managerial units of operations, in principle. Goodwill is allocated to each CGU or group of CGUs that is expected to benefit from the synergies of the business combinations at the acquisition date.

In HR Technology, the entire operation is tested for impairment as a single CGU as it is expected to benefit from the synergies among its entities, and goodwill is monitored for internal management purposes considering that fact. In Staffing, each of the composing entities is tested for impairment as a CGU or a group of CGUs, in principle, in light of their unique business environment.

The balance of goodwill of each CGU or group of CGUs are as follows:

(In millions of yen)

Reportable Segment	CGU or group of CGUs	As of March 31, 2021	As of March 31, 2022
HR Technology	HR Technology	201,577	227,099
Staffing	RGF Staffing B.V.	149,008	158,049
	Other entities	48,776	50,869
Total		399,361	436,017

The Company's significant goodwill is those relating to HR Technology and those arising from the acquisition of shares in RGF Staffing B.V.

The Company tests goodwill for impairment annually irrespective of whether there are any indications of impairment, or whenever there is an indication of impairment.

An impairment loss on goodwill is recognized when the recoverable amount of the CGU or the group of CGUs is lower than its carrying amount. The recoverable amount is based on the value in use, which is calculated using the present value of estimated pre-tax 5-year future cash flows based on a business plan approved by the management of each CGU.

The estimated 5-year future cash flows are determined based on internal and external sources including market growth rates as well as management's assessment of future trends in the industry and historical data. For the periods subsequent to the period covered by the estimated future cash flows, the Company calculates the terminal value by discounting the future cash flows estimated by using a conservative growth rate determined by considering the environment of the country and the industry in which the CGU belongs. The pre-tax discount rate is determined based on the weighted average cost of capital considering the time value of money and the risks specific to the assets.

Key assumptions used in determining the recoverable amount of each CGU or group of CGUs are as follows:

(%)

Reportable Segment	CGU or group of CGUs	As of March 31, 2021		As of March 31, 2022	
		Growth rate	Discount rate	Growth rate	Discount rate
HR Technology	HR Technology	2.2	6.8	2.2	7.8
Staffing	RGF Staffing B.V.	0.0	6.7	0.0	7.5
	Other entities	0.0-0.5	8.7-11.1	0.0-1.2	8.6-12.1

The Company considers that significant impairment is unlikely to occur in each CGU or group of CGUs to which goodwill is allocated, even if key assumptions used for the impairment tests change within a reasonably foreseeable range.

For goodwill relating to RGF Staffing B.V., as of March 31, 2022, a decrease of 7.0% in the growth rate or an increase of 4.5% in the discount rate could result in the recoverable amount being equal to the carrying amount.

Impairment of Goodwill and Intangible Assets

Impairment losses on goodwill and intangible assets are recorded within “Other operating expenses” in the consolidated statements of profit or loss.

There are no significant impairment losses on goodwill and intangible assets recognized for the years ended March 31, 2021 and 2022.

12 Leases

Overview of Leases

The Company leases office buildings and other assets as a lessee. Some lease contracts have renewal options. There are no significant restrictions imposed by lease contracts (such as restrictions on additional borrowings and additional leases.).

The breakdown of expenses related to leases is as follows:

(In millions of yen)

	For the Year Ended March 31, 2021	For the Year Ended March 31, 2022
Depreciation of right-of-use assets		
Buildings and structures	38,527	40,478
Other	2,422	3,036
Total	40,949	43,514
Interest expenses on lease liabilities	3,098	3,109
Expenses on leases of low-value assets*	2,469	2,319

* For leases for which the underlying asset is of low value, the lease payments are recognized as an expense on a straight-line basis over the lease term.

The breakdown of right-of-use assets is as follows:

(In millions of yen)

	As of March 31, 2021	As of March 31, 2022
Buildings and structures ²	278,013	181,439
Other	5,661	5,620
Total	283,674	187,060

¹ The increase in right-of-use assets for the years ended March 31, 2021 and March 31, 2022 are 64,059 million yen and 26,246 million yen, respectively.

² Buildings and structures as of March 31, 2022 include a decrease due to the remeasurement of lease liabilities associated with the reassessment of the lease terms used in the initial measurement of office buildings in Japan.

Future Cash Outflows to Which the Company Is Potentially Exposed That Are Not Reflected in the Measurement of Lease Liabilities

There are no significant future cash outflows to which the Company is potentially exposed that are not reflected in the measurement of lease liabilities.

Cash Outflows related to Leases

Total cash outflows for leases for the years ended March 31, 2021 and 2022 are 46,416 million yen and 48,385 million yen, respectively.

13 Income Taxes

Deferred Tax Assets and Deferred Tax Liabilities

The breakdown by major component of deferred tax assets and deferred tax liabilities is as follows:

(In millions of yen)

	As of March 31, 2021	As of March 31, 2022
Deferred tax assets		
Unused tax losses	10,953	7,790
Liabilities related to employee benefits	49,567	61,997
Lease liabilities	87,635	57,034
Contract liabilities	7,746	8,596
Research and development expenses	-	24,665
Other	27,339	30,756
Total deferred tax assets	183,242	190,841
Deferred tax liabilities		
Investments in subsidiaries and associates	77,542	82,853
Right-of-use assets	80,547	50,126
Property and equipment, goodwill and intangible assets	22,565	22,062
Other	36,074	21,705
Total deferred tax liabilities	216,730	176,748
Net deferred tax assets (liabilities)	(33,488)	14,092

In recognizing deferred tax assets, the Company takes into account taxable temporary differences, future taxable profit and tax planning.

The breakdown of changes in deferred tax assets and deferred tax liabilities is as follows:

(In millions of yen)

	For the Year Ended March 31, 2021	For the Year Ended March 31, 2022
Net deferred tax assets (liabilities)		
Beginning balance	(24,981)	(33,488)
Recognized through profit or loss	10,053	44,811
Recognized in other comprehensive income	(14,241)	1,149
Other*	(4,318)	1,620
Ending balance	(33,488)	14,092

* Other includes exchange differences on the translation of foreign operations.

Deductible Temporary Differences and Unused Tax Losses for Which Deferred Tax Assets Are Not Recognized in the Consolidated Statements of Financial Position

(In millions of yen)

	As of March 31, 2021	As of March 31, 2022
Deductible temporary differences	232,415	197,414
Unused tax losses	43,342	39,259

The breakdown by expiration of unused tax losses for which deferred tax assets are not recognized in the consolidated statements of financial position is as follows:

(In millions of yen)

	As of March 31, 2021	As of March 31, 2022
1 year or less	258	183
Over 1 year through 5 years	2,845	1,833
Over 5 years and indefinite period	40,238	37,242
Total	43,342	39,259

Breakdown of Income Tax Expense

(In millions of yen)

	For the Year Ended March 31, 2021	For the Year Ended March 31, 2022
Current tax expense	46,865	129,838
Deferred tax expense	(10,053)	(44,811)
Total	36,812	85,026

Reconciliation between Statutory Effective Tax Rates and Actual Effective Tax Rates

(%)

	For the Year Ended March 31, 2021	For the Year Ended March 31, 2022
Statutory effective tax rate	30.6	30.6
(Adjustments)		
Difference from applicable tax rates for subsidiaries	(2.2)	(6.3)
Share of profit (loss) of associates and joint ventures	(1.2)	(0.4)
Tax credits	(2.1)	(1.5)
Changes in the assessment for recoverability of deferred tax assets	(4.3)	(1.0)
Other	1.0	0.8
Actual effective tax rate	21.8	22.2

The Company is mainly subject to income tax, inhabitant tax and enterprise tax (deductible for tax purposes), based on which the statutory effective tax rates have been calculated at 30.6% for the years ended March 31, 2021 and 2022. The overseas subsidiaries are subject to local income taxes.

14 Trade and Other Payables

The breakdown of trade and other payables is as follows:

(In millions of yen)

	As of March 31, 2021	As of March 31, 2022
Accounts payable – trade	57,413	67,306
Accrued expenses	163,214	188,599
Other	23,277	27,944
Total	243,905	283,849

Trade and other payables are classified as financial liabilities measured at amortized cost.

15 Bonds and Borrowings

The breakdown of bonds and borrowings is as follows:

(In millions of yen)

	As of March 31, 2021	As of March 31, 2022	Average interest rate (%) ¹	Maturity (year)
Bonds ²	49,955	19,982	0.22	2024
Borrowings	62,825	40,654	(0.17)	2022 - 2033
Total	112,780	60,636	-	-
Current liabilities	54,673	26,236		
Non-current liabilities	58,106	34,400		
Total	112,780	60,636		

¹ Average interest rate is the weighted-average interest rate on the balance of borrowings and others as at year-end, and the effective interest rate that reflect the effect of hedging through interest rate swaps and currency swaps are listed.

² The breakdown of bonds is as follows:

(In millions of yen)

Name of issuer	Name of bond	Date of issuance	As of March 31, 2021	As of March 31, 2022	Interest rate (%)	Collateral	Maturity date
The Holding Company	First series unsecured bonds	March 9, 2017	29,982	-	0.09	Unsecured	March 9, 2022
The Holding Company	Second series unsecured bonds	March 9, 2017	19,973	19,982	0.22	Unsecured	March 8, 2024
Total	-	-	49,955	19,982	-	-	-

16 Other Liabilities

The breakdown of other liabilities is as follows:

(In millions of yen)

	As of March 31, 2021	As of March 31, 2022
Contract liabilities*	58,300	75,204
Accrued consumption taxes	40,820	42,958
Accrued bonuses	56,461	81,948
Accrued paid holiday	46,290	53,743
Other	57,716	52,373
Total	259,590	306,229
Current liabilities	235,224	295,776
Non-current liabilities	24,365	10,452
Total	259,590	306,229

Contract liabilities are unsatisfied performance obligations for which consideration has been received. When the Company satisfies the performance obligations under the contract, related revenues are recognized. Information on the Company's main performance obligations is provided in "21 Revenue." Most of the performance obligations related to contract liabilities outstanding as of April 1, 2021 were satisfied and related revenues were recognized in the year ended March 31, 2022. Revenue recognized in the year ended March 31, 2022 from performance obligations satisfied (or partially satisfied) in previous periods, due to changes in transaction prices or other reasons, is not material. The balance of contract liabilities as of April 1, 2020 was 65,231 million yen.

17 Provisions

The breakdown of and the changes in provisions are as follows:

For the Year Ended March 31, 2022

(In millions of yen)

	Provision for point program ¹	Asset retirement obligations ²	Other	Total
Beginning balance	7,576	10,173	5,090	22,841
Increase	10,117	468	1,969	12,554
Decrease due to utilization	(6,454)	(550)	(1,974)	(8,979)
Reversal	(1,071)	(206)	(1,297)	(2,576)
Other	3	446	192	642
Ending balance	10,171	10,331	3,979	24,482
Current	10,171	91	2,884	13,147
Non-current	-	10,239	1,095	11,334
Total	10,171	10,331	3,979	24,482

¹ The Company offers points to users to promote sales, and a provision for point program is recognized for estimated future expenses associated with the redemption of points by users based on historical performance. There is uncertainty about the amount or timing of the use of the points by users.

² Asset retirement obligations are recorded for the obligation to restore assets to their original condition, such as those associated with lease contracts for offices used by the Company, at the amount that is expected to be paid in the future primarily based on historical performance and third-party estimates. Expenditure for the restoration is expected to be incurred mainly after one year, but may be affected by future business plans and other factors.

18 Employee Benefits

Post-employment Benefits

The Company has established lump-sum retirement benefit plans, defined benefit corporate pension plans and defined contribution pension plans as retirement benefit plans.

Lump-sum retirement benefit plans are unfunded plans that are not externally funded but internally funded to pay lump-sum benefits. Lump-sum retirement benefits are paid based on compensation, service period, points earned in each service year and other conditions, pursuant to the provisions of retirement benefits, such as those under the employment rules of the Holding Company and each subsidiary.

Some of the Company's subsidiaries have defined benefit corporate pension plans which pay lump-sum benefits or pension benefits based on points earned in each service year. Those subsidiaries bear the responsibility for executing operations faithfully to control and manage the funds in compliance with laws and regulations on behalf of the plan participants.

Amounts Recognized relating to Defined Benefit Plans in the Consolidated Financial Statements

The amount of net defined benefit liability (asset) recognized in the consolidated statements of financial position is as follows:

(In millions of yen)

	As of March 31, 2021	As of March 31, 2022
Present value of defined benefit obligations (funded)	8,299	9,206
Fair value of plan assets	5,450	5,630
Subtotal	2,848	3,575
Present value of defined benefit obligations (unfunded)	54,190	56,419
Total	57,039	59,994
Amount recognized in the consolidated statements of financial position		
Net liability for retirement benefits	57,039	59,994

The weighted average duration of defined benefit obligations is as follows:

(In years)

	As of March 31, 2021	As of March 31, 2022
Weighted average duration	9.9	9.9

Reconciliation of Defined Benefit Obligations

Changes in the present value of defined benefit obligations are as follows:

(In millions of yen)

	For the Year Ended March 31, 2021	For the Year Ended March 31, 2022
Present value of defined benefit obligations at the beginning of the year	57,159	62,489
Current service cost	8,143	8,963
Interest expense	180	194
Benefits paid	(5,554)	(6,301)
Differences arising from the remeasurement of present value of defined benefit obligations*	2,012	84
Other	547	195
Present value of defined benefit obligations at the end of the year	62,489	65,625

* The differences arising from the remeasurement of present value of defined benefit obligations resulted primarily from changes in financial assumptions.

Reconciliation of Plan Assets

Changes in the fair value of plan assets are as follows:

(In millions of yen)

	For the Year Ended March 31, 2021	For the Year Ended March 31, 2022
Fair value of plan assets at the beginning of the year	3,700	5,450
Contributions to the plan	458	433
Other	1,292	(253)
Fair value of plan assets at the end of the year	5,450	5,630

The breakdown of the fair value by type of plan assets is as follows:

(In millions of yen)

	As of March 31, 2021	As of March 31, 2022
Cash and cash equivalents	100	94
General accounts of life insurance companies	3,550	3,603
Investment trusts*	1,620	1,753
Other	178	178
Total	5,450	5,630

* Investment trusts are investment vehicles such as commingled investment funds and are primarily invested in marketable securities such as Japanese stocks, foreign stocks, Japanese bonds and foreign bonds in active markets.

Effects on Future Cash Flows

Significant actuarial assumptions (in the form of weighted averages) are as follows:

	As of March 31, 2021	As of March 31, 2022
Discount rate	0.3%	0.5%

Sensitivity Analysis

The effects of a 0.5% increase or decrease in the discount rate on the present value of defined benefit obligations as of the end of the year are as follows:

This analysis assumes that the other variables are constant, but in reality the assumptions do not always change independently.

Negative figures represent a decrease in the present value of defined benefit obligations, while positive figures represent an increase in the present value of defined benefit obligations.

(In millions of yen)

	Changes in assumptions	As of March 31, 2021	As of March 31, 2022
Discount rate	0.5% increase	(2,619)	(2,596)
	0.5% decrease	2,772	2,995

Effects on Defined Contribution Plans

Expenses for contributions to the Company's defined contribution pension plans for the years ended March 31, 2021 and 2022 are 59,044 million yen and 67,720 million yen, respectively, which are recognized as "Cost of sales" and "Selling, general and administrative expenses," respectively, in the consolidated statements of profit or loss.

Employee Benefit Expenses

The total amounts of employee benefits expense included in "Cost of sales" and "Selling, general and administrative expenses" in the consolidated statements of profit or loss for the years ended March 31, 2021 and 2022 are 1,449,341 million yen and 1,725,123 million yen, respectively.

19 Common Stock and Other Items of Equity

Common Stock

	Number of shares authorized (No-par value common stock)	Number of shares issued (No-par value common stock)
As of April 1, 2020	6,000,000,000	1,695,960,030
Changes during the period	-	-
As of March 31, 2021	6,000,000,000	1,695,960,030
Changes during the period	-	-
As of March 31, 2022	6,000,000,000	1,695,960,030

Treasury Stock

	Number of shares
As of April 1, 2020	47,574,459
Changes during the period ¹	14,189,105
As of March 31, 2021	61,763,564
Changes during the period ²	24,922,826
As of March 31, 2022	86,686,390

¹ The increase in the number of shares of treasury stock for the year ended March 31, 2021 resulted mainly from the purchase of treasury stock based on the resolution at the meeting of the Board of Directors held on November 30, 2020.

² The increase in the number of shares of treasury stock for the year ended March 31, 2022 resulted mainly from the purchase of treasury stock based on the resolution at the meeting of the Board of Directors held on January 28, 2022.

Share Premium

The Companies Act of Japan prescribes that at least one-half of the consideration received on the issuance of shares must be recognized as common stock and the remaining amount must be recognized as legal capital surplus, which is included in share premium. Legal capital surplus may be reclassified to common stock by resolution at the Shareholders Meeting.

Retained Earnings

The Companies Act of Japan prescribes that one-tenth of the amount of dividends from distributable profits must be set aside as legal capital surplus or legal retained earnings until the total amount of legal capital surplus and legal retained earnings reaches 25% of the amount of common stock. Legal retained earnings may be utilized to reduce a deficit or be reversed to retained earnings by resolution at the Shareholders Meeting.

20 Dividends

The amounts of dividends paid are as follows:

For the Year Ended March 31, 2021

Resolution	Type of shares	Total amount of dividends (In millions of yen)	Dividend per share (Yen)	Record date	Effective date
May 27, 2020 Meeting of the Board of Directors ¹	Common stock	24,748	15.0	March 31, 2020	June 23, 2020
November 16, 2020 Meeting of the Board of Directors ²	Common stock	15,681	9.5	September 30, 2020	December 10, 2020

¹ The total amount of dividends includes dividends of 22 million yen on the shares of Recruit Holdings held by the BIP trust.

² The total amount of dividends includes dividends of 13 million yen on the shares of Recruit Holdings held by the BIP trust.

For the Year Ended March 31, 2022

Resolution	Type of shares	Total amount of dividends (In millions of yen)	Dividend per share (Yen)	Record date	Effective date
May 17, 2021 Meeting of the Board of Directors ¹	Common stock	17,173	10.5	March 31, 2021	June 18, 2021
November 15, 2021 Meeting of the Board of Directors ²	Common stock	17,309	10.5	September 30, 2021	December 10, 2021

¹ The total amount of dividends includes dividends of 14 million yen on the shares of Recruit Holdings held by the BIP trust.

² The total amount of dividends includes dividends of 152 million yen on the shares of Recruit Holdings held by the BIP trust and the equity-settled ESOP trust.

Dividend whose record date is in the year ended March 31, 2022 but whose effective date is in the following fiscal year is as follows:

Resolution	Type of shares	Total amount of dividends (In millions of yen)	Dividend per share (Yen)	Record date	Effective date
May 16, 2022 Meeting of the Board of Directors*	Common stock	17,031	10.5	March 31, 2022	June 22, 2022

* The total amount of dividends includes dividends of 133 million yen on the shares of Recruit Holdings held by the BIP trust and the equity-settled ESOP trust.

21 Revenue

Reconciliation of Disaggregated Revenue to Segment Revenue

The reconciliation of revenue disaggregated by major goods/service and operating segments is as follows:
(In millions of yen)

	For the Year Ended March 31, 2021	For the Year Ended March 31, 2022
HR Technology	423,286	861,400
Media & Solutions	672,012	658,616
Marketing Solutions*	456,022	396,548
HR Solutions	214,054	249,358
Other and Elimination	1,935	12,709
Staffing	1,198,848	1,378,492
Japan	569,973	604,943
Europe, US and Australia	628,875	773,549
Corporate and Elimination	(24,800)	(26,804)
Total	2,269,346	2,871,705

* An outsourcing fee of 79,035 million yen related to the Administrative Work for the Rent Assistance Program is included for the year ended March 31, 2021.

Following the integration of seven main core operating and functional subsidiaries under Media & Solutions, the revenue of each subsegment in Media & Solutions, including Housing and Beauty, have been consolidated to align with the business strategy and the new organizational structure from the year ended March 31, 2022.

The Company has three reportable segments, HR Technology, Media & Solutions, and Staffing, whose operating results are reviewed regularly by the Board of Directors to decide on the allocation of operating resources and to assess business performance.

Revenues from these businesses are recognized based on contracts with customers.

The amount of variable considerations included in revenue is immaterial. Furthermore, the amount of promised consideration does not include any significant financing components.

HR Technology

The Company receives consideration from customers by providing services which enable job seekers to search for opportunities and customers to find candidates by operating an online job platform and company information site. Revenue is recognized when the performance obligation is satisfied, which is when an individual user accesses the customer's job information through a paid advertisement placed by the customer on the online job search engine site.

Media & Solutions: Marketing Solutions

The Company receives advertising fees from customers by providing housing, beauty, travel, bridal and dining related information through its websites and printed media to prospective users of the services or purchasers of the products. For online advertisement placement services, regarding advertisement services with a guaranteed placement period, the Company has an obligation to place an advertisement over a period specified in a contract. Since the performance obligation is satisfied over time, revenue is recognized over the contract period on a straight-line basis.

For advertisement placement services in printed media, the Company provides advertisement-related services without a definite placement period to customers based on a contract, under which it is obliged to place an advertisement on a specific page of a printed media. Accordingly, the Company considers the performance obligation to be satisfied at the issuance date of the printed media, and revenue is recognized when the media containing the advertisement are displayed at stores and are available for purchase or browsing by consumers, or when they are delivered to subscribers.

Recruit Co., Ltd., a subsidiary of the Holding Company and the headquarters of Media & Solutions, entered into an outsourcing agreement with The Small and Medium Enterprise Agency of the Japanese Ministry of Economy, Trade and Industry to support the implementation of the rent assistance program for small and medium-sized enterprises and individual business owners (the "Rent Assistance Program"), one of the emergency efforts related to COVID-19 to subsidize their rents for land and buildings and thereby support the economy. The Administrative Work, which is a major part of the Rent Assistance Program, began during the three months ended September 30, 2020 and ended on March 31, 2021.

Under the Administrative Work for the Rent Assistance Program, the Company has obligations to the customer under the contract to establish and operate a secretariat and a call center responsible for the work related to subsidy payments, and to conduct public relations and other administrative work during the period specified in the contract. The Company has identified "subsidy payment and accounting work" and "public relations work" as its performance obligations. Since these performance obligations are both satisfied over time, revenue is recognized based on the Company's progress towards complete satisfaction of the performance obligations. Progress is measured using the input method which is based on costs incurred.

Media & Solutions: HR Solutions

The Company provides employment matching services where it introduces job seekers considering a career change to customers recruiting mid-career professionals by determining the requirements for a successful candidate and then selecting candidates whose work experience, skills and intention meet those requirements. The Company receives referral fees from the customer when the referred job seeker is employed and recognizes revenue at the time of employment. Regarding employment placement services, the Company has an obligation to provide individual employment arrangement services based on a contract. Since the performance obligation is satisfied at the time of employment, revenue is recognized at that point of time.

The Company also receives advertising fees from customers who are recruiting new graduates or mid-career professionals by supporting the entire process from recruitment to employment through advertisement placements on its websites and printed media.

For online advertisement placement services, regarding advertisement-related services with a guaranteed

placement period, the Company has an obligation to place an advertisement over a period specified in a contract. Since the performance obligation is satisfied over time, revenue is recognized over the contract period on a straight-line basis.

For advertisement placement services in printed media, the Company provides advertisement-related services without a definite placement period to customers based on a contract, under which it is obliged to place an advertisement on a specific page of a printed media. Accordingly, the Company considers the performance obligation to be satisfied at the issuance date of the printed media and revenue is recognized when the media containing the advertisement are displayed at stores and are available for purchase or browsing by consumers, or when they are delivered to subscribers. Regarding the sale of a set of services or a series of placements, the Company determines the stand-alone selling price for each underlying service at the inception of the contract, and allocates the transaction price in proportion to those stand-alone selling prices.

Any discount is allocated in proportion to the stand-alone selling prices to each performance obligation in the contract.

Staffing

The Company provides staffing services for clerical jobs, manufacturing jobs and light duty works, as well as various specialist positions to customers. For staffing services, the Company has an obligation to provide personnel based on a contract. The Company considers the performance obligation to be satisfied when labor is provided by the temporary employee. Accordingly, revenue is recognized based on the total number of hours worked by the temporary employee during their dispatched period.

Contract Balances

The details of receivables (accounts receivable - trade), contract assets and contract liabilities arising from contracts with customers are described in “7 Trade and Other Receivables,” “9 Other Assets” and “16 Other Liabilities,” respectively.

Transaction Price Allocated to the Remaining Performance Obligations

Applying the expedient in IFRS 15, the Company does not disclose information on contracts with an individual expected contract period of one year or less or contracts for which revenue is recognized in the amount to which the Company has a right to invoice directly based on the value of the services performed. The Company has no significant transactions with an individual expected contractual duration exceeding one year.

Assets Recognized for Costs of Obtaining or Fulfilling Contracts with Customers

The amount of assets recognized for costs of obtaining or fulfilling contracts with customers in the years ended March 31, 2021 and 2022 are not material.

22 Selling, General and Administrative Expenses

The breakdown of selling, general and administrative expenses is as follows:

(In millions of yen)

	For the Year Ended March 31, 2021	For the Year Ended March 31, 2022
Sales commission	27,625	31,320
Promotion expenses	42,113	58,056
Advertising expenses	141,778	231,253

Employee benefit expenses	448,833	555,984
Service outsourcing expenses	108,475	154,468
Rent expenses	18,654	20,592
Depreciation and amortization	115,413	118,571
Other	80,182	80,057
Total	983,076	1,250,305

23 Other Comprehensive Income

The breakdown of other comprehensive income and the tax effects thereof (including non-controlling interests) are as follows:

(In millions of yen)

Category	For the Year Ended March 31, 2021			For the Year Ended March 31, 2022		
	Before tax effects	Tax effects	After tax effects	Before tax effects	Tax effects	After tax effects
Items that will not be reclassified to profit or loss:						
Net change in financial assets measured at fair value through other comprehensive income						
Amount recognized	58,709	(14,754)	43,955	530	922	1,452
Changes during the year	58,709	(14,754)	43,955	530	922	1,452
Remeasurements of defined retirement benefit plans						
Amount recognized	(1,561)	475	(1,085)	(547)	167	(380)
Changes during the year	(1,561)	475	(1,085)	(547)	167	(380)
Share of other comprehensive income of associates and joint ventures						
Amount recognized	347	-	347	(255)	-	(255)
Changes during the year	347	-	347	(255)	-	(255)
Items that may be reclassified subsequently to profit or loss:						
Exchange differences on translation of foreign operations						

Amount recognized	30,875	-	30,875	99,416	-	99,416
Reclassification adjustment on profit	3,312	-	3,312	(578)	-	(578)
Changes during the year	34,187	-	34,187	98,838	-	98,838
Effective portion of the change in the fair value of cash flow hedges						
Amount recognized	841	(257)	584	2,683	(821)	1,862
Reclassification adjustment on profit	(963)	294	(668)	(2,877)	881	(1,996)
Changes during the year	(121)	37	(84)	(193)	59	(134)
Total other comprehensive income (loss)	91,562	(14,241)	77,321	98,371	1,149	99,521

24 Per Share Information

The amount of basic earnings per share and the basis for its calculation are as follows:

(In millions of yen, unless otherwise indicated)

	For the Year Ended March 31, 2021	For the Year Ended March 31, 2022
Basic earnings per share (Yen)	79.83	181.68
Basis for calculation:		
Profit attributable to owners of the parent	131,393	296,833
Amount not attributable to common shareholders of the parent	-	-
Profit used in the calculation of basic earnings per share	131,393	296,833
Weighted average number of shares of common stock outstanding (Thousand shares)	1,645,920	1,633,830

The amount of diluted earnings per share and the basis for its calculation are as follows:

(In millions of yen, unless otherwise indicated)

	For the Year Ended March 31, 2021	For the Year Ended March 31, 2022
Diluted earnings per share (Yen)	79.70	180.83
Basis for calculation:		

Profit used in the calculation of diluted earnings per share

Profit used in the calculation of basic earnings per share	131,393	296,833
Adjustment on profit	-	-
Profit used in the calculation of diluted earnings per share	131,393	296,833

Weighted average number of shares of common stock outstanding used in the calculation of diluted earnings per share

Weighted average number of shares of common stock outstanding used in the calculation of basic earnings per share (Thousand shares)	1,645,920	1,633,830
Effect of dilutive potential common stock (Thousand shares)		
Stock options	1,202	1,172
Board Incentive Plan ("BIP") trust	1,475	1,570
Employee Stock Ownership Plan ("ESOP") trust	-	4,912
Weighted average number of shares of common stock outstanding used in the calculation of diluted earnings per share (Thousand shares)	1,648,599	1,641,487

25 Equity Compensation

Stock Options

Overview

The Company has a stock option plan under which stock options are granted to Directors of the Board, Corporate Executive Officers and Corporate Professional Officers (Corporate Executive Officers and Corporate Professional Officers are collectively referred to as "Senior Management") of Recruit Holdings. Stock options are granted to persons as resolved by the Board of Directors of Recruit Holdings based on terms approved by its Shareholders Meeting. The Company's stock option plan is accounted for as an equity-settled share-based payment. The Company implemented a ten-for-one stock split of its common stock effective July 31, 2014 and a three-for-one stock split of its common stock effective July 1, 2017. Number of shares granted for stock options presented in each fiscal year are adjusted to reflect those stock splits.

Equity compensation agreements outstanding as of the year ended March 31, 2022 are as follows:

Type	For the Year Ended March 31, 2014	For the Year Ended March 31, 2015	For the Year Ended March 31, 2016	For the Year Ended March 31, 2020	For the Year Ended March 31, 2021	For the Year Ended March 31, 2022
Grant date	August 31, 2013	December 26, 2014	September 25, 2015	July 31, 2019	July 27, 2020	July 29, 2021
Number of shares granted	1,002,000 shares of common stock	876,000 shares of common stock	967,800 shares of common stock	434,900 shares of common stock	282,100 shares of common stock	720,800 shares of common stock
Contractual life	20 years	20 years	20 years	10 years	10 years	10 years

Method of settlement	Equity	Equity	Equity	Equity	Equity	Equity
Vesting conditions	—	—	—	(Note 1)	(Note 1)	(Note 1)
Exercise period	From September 1, 2013 to August 31, 2033 ^{2,3}	From December 27, 2014 to December 26, 2034 ^{2,3}	From September 26, 2015 to September 25, 2035 ^{2,3}	From July 31, 2019 to July 30, 2029 ^{2,4}	From July 27, 2020 to July 26, 2030 ^{2,4}	From April 1, 2022 to July 28, 2031 ^{2,4}

¹ In principle, vesting conditions require continuous service till the vesting date, and stock options are vested in stages depending on the service period starting from the grant date.

² The exercise period is specified in the allotment agreement. If stock options are not exercised within the exercise period, the stock acquisition rights are forfeited.

³ The stock option holders can exercise their options within only 10 days from the date on which they cease to be Directors of the Board and Senior Management during the exercise period.

⁴ The stock option holders can exercise their options only for the period up to the earlier of the day that is the last day of the exercise period of the stock options or three years from the date on which they cease to be Directors of the Board or Senior Management during the period.

Estimation Method for Fair Value of Unit Price of Stock Options Granted

The fair value of unit price of the stock options is estimated by applying the Black-Scholes model. The grant-date weighted-average fair values of the stock options granted during the years ended March 31, 2021 and 2022 are 985 yen and 1,619 yen, respectively.

The assumptions used in the Black-Scholes model for valuing the stock options granted during the years are as follows:

For the Year Ended March 31, 2021			
Vesting period	From July 27, 2020 to April 1, 2021	From July 27, 2020 to April 1, 2022	From July 27, 2020 to April 1, 2023
Remaining life of options	5.5 years	6 years	6.5 years
Share price	3,558 yen	3,558 yen	3,558 yen
Exercise price	3,558 yen	3,558 yen	3,558 yen
Volatility*	32.819%	32.993%	32.993%
Dividend per share	30 yen	30 yen	30 yen
Risk-free interest rate	(0.132)%	(0.132)%	(0.134)%

* Calculated based on historical daily share prices since going public.

For the Year Ended March 31, 2022				
Vesting period	From July 29, 2021 to April 1, 2022	From July 29, 2021 to April 1, 2023	From July 29, 2021 to April 1, 2024	From July 29, 2021 to April 1, 2025
Remaining life of options	5.5 years	6 years	6.5 years	7 years
Share price	5,762 yen	5,762 yen	5,762 yen	5,762 yen
Exercise price	5,762 yen	5,762 yen	5,762 yen	5,762 yen
Volatility*	34.506%	34.506%	34.506%	34.506%

Dividend per share	20 yen	20 yen	20 yen	20 yen
Risk-free interest rate	(0.129)%	(0.130)%	(0.127)%	(0.123)%

* Calculated based on historical daily share prices since going public.

Share-based Payment Expenses

Expenses for the stock option plan, which are included within “Selling, general and administrative expenses” in the consolidated statements of profit or loss, for the years ended March 31, 2021 and 2022 are 241 million yen and 596 million yen, respectively.

Changes in the Number of Stock Options and Weighted-average Exercise Prices thereof

The weighted-average share prices upon exercise of stock options during the year are 3,207 yen and 5,653 yen for the years ended March 31, 2021 and 2022, respectively. The weighted-average remaining contractual lives as of March 31, 2021 and 2022 were 11.7 years and 10.2 years, respectively.

Changes in the number of stock options and weighted-average exercise prices thereof are as follows:

	For the Year Ended March 31, 2021		For the Year Ended March 31, 2022	
	Number of options	Weighted-average exercise price (Yen)	Number of options	Weighted-average exercise price (Yen)
Outstanding at the beginning of the year	2,264,600	714.82	1,711,400	1,463.90
Granted	282,100	3,558.00	720,800	5,762.00
Exercised	835,300	140.28	188,600	945.77
Forfeited	-	-	-	-
Expired at maturity	-	-	-	-
Outstanding at the end of the period	1,711,400	1,463.90	2,243,600	2,888.30
Outstanding and exercisable at the end of the period	1,455,000	1,083.58	1,614,400	1,873.29

Equity Compensation Plan

Overview of the Equity Compensation Plan

The Company has introduced an equity compensation plan using an equity-settled Board Incentive Plan (“BIP”) trust as an incentive plan for its Directors of the Board and Senior Management of Recruit Holdings and some of its subsidiaries.

The plan is implemented as a long-term incentive plan for Directors of the Board and Senior Management, by establishing a strong connection between their compensation and shareholder value. The Company believes this plan results in an increase in their willingness to contribute to business performance and enterprise value over mid-to long-term. In the plan, Directors of the Board and Senior Management are granted the Recruit Holdings’ shares or receive the monetary equivalent value of such shares according to

their ranks or the level of attainment of performance targets when linked to business performances.

The plan is accounted for as an equity-settled share-based payment.

Share-based Payment Expenses

Expenses for the equity compensation plan, which are included within “Selling, general and administrative expenses” in the consolidated statements of profit or loss, for the years ended March 31, 2021 and 2022 are 1,375 million yen and 1,760 million yen, respectively.

Method for Measurement of Fair Value of the Recruit Holdings Shares Granted during the Year Based on the Equity Compensation Plan

The weighted-average fair value of the Recruit Holdings’ shares granted during the year is determined based on the following preconditions:

	For the Year Ended March 31, 2021	For the Year Ended March 31, 2022
Number of shares granted (Shares)	496,144	477,198
Weighted-average fair value (Yen) ¹	3,884	6,075
Vesting conditions	(Note 2)	(Note 2)

¹ For shares granted, the fair values are measured based on observable market prices.

² In principle, vesting conditions require continuous service till the vesting date.

Equity-based Incentive Plan for Employees

Overview of the Equity-based Incentive Plan for Employees

The Company has introduced an equity-based incentive plan using an equity-settled Employee Stock Ownership Plan (ESOP) trust as an incentive plan for employees of its subsidiaries.

The plan is implemented as a long-term incentive plan for the employees, by establishing a strong connection between their compensation and shareholder value. The Company believes this plan results in an increase in their willingness to contribute to business performance and enterprise value over mid-to long-term. In the plan, the employees are granted the Recruit Holdings’ shares or receive the monetary equivalent value of such shares according to the vesting period.

This plan is accounted for as an equity-settled share-based payment.

Share-based Payment Expenses

Expenses for the equity-based incentive plan for employees, which are included within “Selling, general and administrative expenses” in the consolidated statements of profit or loss, for the years ended March 31, 2021 and 2022 are 3,705 million yen and 30,090 million yen, respectively.

Method for Measurement of Fair Value of the Recruit Holdings Shares Granted during the Year Based on Equity-based Incentive Plan for Employees

The weighted-average fair value of the Recruit Holdings’ shares granted during the year is determined based on the following preconditions:

	For the Year Ended March 31, 2021	For the Year Ended March 31, 2022
Number of shares granted (Shares)	7,978,033	13,068,080

Weighted-average fair value (Yen) ¹	4,497	5,621
Vesting conditions	(Note 2)	(Note 2)

¹ For shares granted, the fair values are measured based on observable market prices. Expected dividends are incorporated into the measurement of fair value.

² In principle, vesting conditions require continuous service till the vesting date.

26 Financial Instruments

Capital Management

Details of capital management are as presented in “Capital Resources and Liquidity” in “Management’s Discussion and Analysis of Financial Position, Results of Operations, and Cash Flows.”

Financial Risk Management

In the course of conducting its business activities, the Company is exposed to financial risks (credit risk, liquidity risk, foreign currency risk, interest rate risk, and price risk). The Company monitors those financial risks in order to avoid or reduce the risks as necessary.

The Company uses derivative transactions to hedge foreign currency risk and interest rate risk, and not for speculative purposes.

Credit Risk Management

The Company’s trade receivables such as notes and accounts receivable - trade are exposed to customer credit risk.

The Company examines new clients to understand and mitigate at an early stage the potential uncollectibility of receivables due to deterioration in their financial conditions. With regard to trade receivables, the Company manages due dates and balances for each client and also monitors the financial condition of major clients on a regular basis. In addition, the Company enters into transactions only with financial institutions with high credit ratings to mitigate counterparty risk. The Company is not exposed to credit risk that is excessively concentrated in a particular counterparty. Except for guarantee obligations made by the Company, its maximum exposure to credit risk is the carrying amount (after impairment) of the financial assets presented in the consolidated statements of financial position.

Reconciliation of Loss Allowance

(In millions of yen)

	For the Year Ended March 31, 2021	For the Year Ended March 31, 2022
Beginning balance	7,480	10,242
Increase	9,064	10,806
Decrease (utilization)	(4,907)	(7,489)
Decrease (reversal)	(1,205)	(1,952)
Decrease due to loss of control	(205)	(149)
Other	15	545
Ending balance	10,242	12,003

Assessment of Credit Risk Exposure

Trade and other receivables

The Company is not exposed to credit risk that is excessively concentrated in any single counterparty or group to which it belongs.

Liquidity Risk Management

The Company manages its liquidity risk by preparing and updating a cash management plan at each subsidiary level, ensuring liquidity is available based on estimated revenue and expenditures, and realizing group financing through a cash-pooling system. In addition, the Company has entered into commitment line contracts with financial institutions to prepare further for liquidity risk.

Financial liabilities by maturity are as follows. Contractual cash flows are presented as undiscounted cash flows including interest payments.

As of March 31, 2021

(In millions of yen)

	Carrying amount	Contractual cash flows	1 year or less	Over 1 year through 5 years	Over 5 years
(Financial liabilities other than derivatives)					
Trade and other payables	243,905	243,905	243,905	-	-
Bonds and borrowings	112,780	113,544	55,017	57,304	1,222
Lease liabilities	304,989	321,138	44,088	120,980	156,069
(Derivatives)					
Derivative liabilities*	628	628	331	297	-
Total	662,304	679,217	343,343	178,582	157,291

As of March 31, 2022

(In millions of yen)

	Carrying amount	Contractual cash flows	1 year or less	Over 1 year through 5 years	Over 5 years
(Financial liabilities other than derivatives)					
Trade and other payables	283,849	283,849	283,849	-	-
Bonds and borrowings	60,636	61,168	26,520	33,265	1,382
Lease liabilities	210,789	215,563	41,468	100,647	73,447
(Derivatives)					
Derivative liabilities*	0	0	0	0	-
Total	555,276	560,583	351,839	133,912	74,830

The cash flows are expected to affect profit or loss in almost the same periods as cash flows occur.

Foreign Currency Risk

Foreign Currency Risk Management

The Company is exposed to the risk of rapid fluctuation of foreign exchange rates.

For certain foreign currency-denominated receivables and payables, the foreign currency fluctuation risk is hedged on an individual basis.

Foreign Currency Sensitivity Analysis

The effect of a 1% strengthening of Japanese yen against the US dollar on profit before tax of the Company in each reporting period is as follows. Currencies other than the one used in the analysis are assumed to be constant. In addition, this analysis does not include the effects of translating financial instruments denominated in the functional currency as well as the assets and liabilities of foreign operations into Japanese yen.

A 1% weakening of Japanese yen against the US dollar on profit before tax of the Company will have an opposite effect by the same amount as shown in the following table.

(In millions of yen)

	For the Year Ended March 31, 2021	For the Year Ended March 31, 2022
Profit before tax		
US dollar	2	(14)

Interest Rate Risk

Interest Rate Risk Management

Borrowings are appropriated for working capital and funds for capital investment, and since a large portion of borrowings have floating interest rates, the Company is exposed to interest rate fluctuation risk. With regard to interest rate fluctuation risk of borrowings, interest rate swaps are used to fix a portion of or the entire interest expense.

Price Risk

Price Risk Management

The Company is exposed to market price fluctuation risk associated with equity instruments.

Equity instruments are managed by regularly monitoring the market prices and financial condition of issuers and, on an ongoing basis, evaluating the holding status in light of the relationship with issuers.

Price Sensitivity Analysis

Assuming that the fair values of all equity financial assets with active markets decrease by 10% at the end of each fiscal year, the effects on other comprehensive income (before tax effects) are as follows:

(In millions of yen)

	For the Year Ended March 31, 2021	For the Year Ended March 31, 2022
Other comprehensive income (before tax effects)	(11,027)	(8,815)

Derivatives and hedge accounting

Risk Management Policies

The Company uses derivatives to hedge foreign currency risk and interest rate risk. Derivatives are limited to transactions with actual demand and not entered into for speculative purposes. Where natural hedges cannot be used against market risk, the Company applies hedge accounting by designating such derivatives as hedges based on the risk management policies.

To mitigate interest rate risk and foreign currency risk arising from business operations, cash flow hedges are applied. The Company generally assesses qualitatively whether the critical terms for the hedged item and the hedging instrument are matched or closely aligned, or quantitatively whether changes in the values of the hedged item and the hedging instrument have an offsetting relationship on the same risk in order to confirm the economic relationship between the hedged item and the hedging instrument. For a hedging relationship in which ineffectiveness is expected to occur, the amount of the ineffectiveness is determined by a quantitative method. The Company implements highly effective hedges, and the amount of hedge ineffectiveness is not material.

Derivatives subject to hedge accounting are managed under the risk management policies, and part or all of the risk is hedged.

Quantitative Information on Derivatives (Subject to Hedge Accounting)

(In millions of yen)

		As of March 31, 2021		As of March 31, 2022	
	Hedging instrument	Notional amount	Carrying amount	Notional amount	Carrying amount
Interest rate risk	Interest rate swaps	24,957	(23)	14,974	(0)
Interest rate risk/ Foreign currency risk	Interest rate and currency swaps	37,436	(472)	22,461	1,936
Total		62,393	(495)	37,436	1,935

Assets and liabilities arising from derivatives are recorded within "Other financial assets" and "Other financial liabilities," respectively, in the consolidated statements of financial position.

The fair values are determined based on prices presented by financial institutions.

The periods in which cash flows are expected to occur under cash flow hedges are one year through two years. The cash flows are expected to affect profit or loss in almost the same periods as cash flows occur.

Effects of Applying Hedge Accounting on the Consolidated Statements of Profit or Loss and the Consolidated Statements of Comprehensive Income

(In millions of yen)

	For the Year Ended March 31, 2021		For the Year Ended March 31, 2022	
	Gain (loss) on hedge recognized in cash flow hedge reserves	Amount reclassified from cash flow hedge reserves to profit or loss	Gain (loss) on hedge recognized in cash flow hedge reserves	Amount reclassified from cash flow hedge reserves to profit or loss
Interest rate risk	(5)	(1)	16	(1)
Interest rate risk/ Foreign currency	589	(666)	1,845	(1,995)

risk				
Total	584	(668)	1,862	(1,996)

The amount reclassified from cash flow hedge reserves to profit or loss is recorded within “Finance income” or “Finance costs” in the consolidated statements of profit or loss.

27 Fair Value Measurement

Method of Fair Value Measurement

Assets

Since cash and cash equivalents, and trade and other receivables are settled within a short period of time, their carrying amounts approximate their fair values.

The fair value of other financial assets other than the following is determined by discounting the future cash flows to their present value using an interest rate that reflects the remaining term and credit risk of the asset, and their carrying amounts approximate their fair value.

Equity Financial Assets

The fair value of stocks included in equity financial assets for which active markets exist is determined based on market prices. The fair value of stocks for which active markets do not exist is assessed mainly based on transaction prices in the latest arm’s length transactions.

Derivative Assets

The fair value of derivative assets is determined based on prices presented by financial institutions.

Liabilities

Since trade and other payables, and short-term borrowings are settled within a short period of time, their carrying amounts approximate their fair values.

The fair value of long-term borrowings is determined by discounting the future cash flows to the present value by using an interest rate that would be applied for new similar borrowings.

The fair value of bonds is determined with reference to market prices.

The fair value of other financial liabilities other than the following is determined by discounting the future cash flows to the present value using an interest rate that reflects the remaining term and credit risk of the liability, and their carrying amounts approximate their fair values.

Derivative Liabilities

The fair value of derivative liabilities is determined based on prices presented by financial institutions.

Fair Value Hierarchy

Fair value measurements in the Company are categorized, depending on their observability in the market, into three different levels which are defined as follows:

Level 1: Fair value measured at quoted prices in active markets

Level 2: Fair value determined, either directly or indirectly, by using observable prices other than Level 1

Level 3: Fair value determined using valuation techniques based on significant unobservable inputs
When more than one input is used to measure the fair value, the level of the fair value is determined based on the lowest level input that is significant to the measurement of the overall fair value. There were no

significant transfers between Level 1, Level 2 and Level 3 during the years ended March 31, 2021 and 2022. The Company recognizes transfers between the levels of the hierarchy at the end of the reporting period during which the event causing the transfer occurred.

The Breakdown by Level of Financial Assets and Liabilities Measured at Fair Value on a Recurring Basis

The breakdown by level of the fair value hierarchy of financial instruments is as follows:

As of March 31, 2021

(In millions of yen)

	Carrying amount	Level 1	Level 2	Level 3
Financial assets				
Equity financial assets	152,216	110,391	-	41,825
Derivative assets	83	-	83	-
Total	152,300	110,391	83	41,825
Financial liabilities				
Derivative liabilities	628	-	628	-
Total	628	-	628	-

As of March 31, 2022

(In millions of yen)

	Carrying amount	Level 1	Level 2	Level 3
Financial assets				
Equity financial assets	153,639	88,156	2,427	63,055
Derivative assets	1,936	-	1,936	-
Total	155,576	88,156	4,364	63,055
Financial liabilities				
Derivative liabilities	0	-	0	-
Total	0	-	0	-

Equity financial assets categorized within Level 1 are mainly stocks for which active markets exist.

Derivative assets and derivative liabilities categorized within Level 2 are mainly derivative financial instruments including interest rate swaps, currency swaps and forward foreign exchange contracts.

Equity financial assets categorized within Level 3 are mainly unlisted stocks for which active markets do not exist.

There are no significant changes to financial assets categorized within Level 3 of the fair value hierarchy during the previous fiscal year. Reconciliation from the beginning balance to the ending balance during the current fiscal year is as follows:

(In millions of yen)

As of March 31, 2022	
Beginning balance	41,825
Other comprehensive income*	19,677

Purchase	9,143
Sale	(2,654)
Other	(4,936)
Ending balance	63,055

* This item is related to financial assets measured at fair value through other comprehensive income and is included in “Net change in financial assets measured at fair value through other comprehensive income” under the consolidated statements of comprehensive income.

Financial Assets and Financial Liabilities Measured at Amortized Cost

The carrying amount and fair value of financial assets and financial liabilities measured at amortized cost are as follows:

(In millions of yen)

	As of March 31, 2021		As of March 31, 2022	
	Carrying amount	Fair value	Carrying amount	Fair value
Bonds	49,955	49,983	19,982	19,980

The above table does not include financial assets and financial liabilities measured at amortized cost whose carrying amount approximates their fair value. Long-term borrowings mainly bear interest at floating rate, which reflects market interest rate, and thereby their carrying amount approximates their fair value.

The fair value hierarchy of long-term borrowings is categorized as Level 3.

The fair value hierarchy of bonds is categorized as Level 2.

28 Cash Flow Information

Reconciliation of Liabilities from Financing Activities

Changes in liabilities from financing activities are as follows:

(In millions of yen)

	Borrowings	Bonds	Lease liabilities	Total
Balance at April 1, 2020	86,772	49,927	271,713	408,413
Cash movements	(24,559)	-	(40,849)	(65,409)
Changes due to new leases, contract modifications, etc.	-	-	72,144	72,144
Effects of changes in foreign exchange rates	1,207	-	3,125	4,333
Other	(595)	28	(1,144)	(1,711)
Balance at March 31, 2021	62,825	49,955	304,989	417,770
Cash movements	(24,913)	(30,000)	(42,956)	(97,870)
Changes due to	-	-	(63,109)	(63,109)

new leases, contract modifications, etc.				
Effects of changes in foreign exchange rates	2,742	-	12,411	15,154
Other	(0)	26	(546)	(519)
Balance at March 31, 2022	40,654	19,982	210,789	271,425

¹ Cash movements in “Borrowings” represent the net amount of “Proceeds from long-term borrowings,” “Net increase (decrease) in short-term borrowings” included in “Other,” and “Repayments of long-term borrowings” under cash flows from financing activities in the consolidated statements of cash flows.

² Changes due to new leases, contract modifications, etc., under “Lease liabilities” in the year ended March 31, 2022 include a decrease due to the remeasurement of lease liabilities associated with the reassessment of lease terms in the initial measurement of office buildings in Japan.

29 Related Party Transactions

Transactions with Related Parties

There are no significant transactions with related parties (except for those eliminated in the consolidated financial statements).

Compensation for Key Management Personnel

Compensation for the Directors of the Board of the Holding Company are as follows:

(In millions of yen)

Type	For the Year Ended March 31, 2021	For the Year Ended March 31, 2022
Annual Incentive	418	656
Post-employment benefits	47	0
Share-based payments	972	1,382
Total	1,437	2,040

30 Major Subsidiaries

Major subsidiaries of the Holding Company are as presented in “Major Subsidiaries and Associates” in “Company Overview.”

Other

Quarterly Information for the Year Ended March 31, 2022

(In millions of yen, unless otherwise stated)

(Cumulative period)	First three months	First six months	First nine months	Full year
Revenue	664,712	1,365,907	2,111,963	2,871,705
Profit before tax	105,407	223,843	336,507	382,749

Profit attributable to owners of the parent	77,864	165,169	248,422	296,833
Basic earnings per share (Yen)	47.64	101.06	152.01	181.68

(Accounting period)	First quarter	Second quarter	Third quarter	Fourth quarter
Basic earnings per share (Yen)	47.64	53.42	50.95	29.65

Non-consolidated Financial Statements and Notes

Non-consolidated Financial Statements

Balance Sheets

(In millions of yen)

	As of March 31, 2021	As of March 31, 2022
Assets		
Current assets		
Cash and deposits	171,775	256,262
Accounts receivable - trade	30,056	46,232
Prepaid expenses	152	181
Short-term loans receivable	44,217	54,270
Accounts receivable - other	15,028	7,823
Other current assets	358	927
Allowance for doubtful accounts	(64)	(71)
Total current assets	261,523	365,624
Non-current assets		
Property, plant and equipment		
Buildings	38	35
Machinery and equipment	1	0
Tools, furniture and fixtures	86	71
Total property, plant and equipment	126	107
Intangible assets		
Software	375	210
Other intangible assets	48	41
Total intangible assets	423	252
Investments and other assets		
Investment securities	79,773	67,102
Stocks of subsidiaries and associates	827,403	827,403
Long-term loans receivable	199,229	158,018
Other assets	4,043	4,600
Allowance for doubtful accounts	(3)	(3)
Total investments and other assets	1,110,446	1,057,122
Total non-current assets	1,110,996	1,057,482
Total assets	1,372,520	1,423,107

(In millions of yen)

	As of March 31, 2021	As of March 31, 2022
Liabilities		
Current liabilities		
Short-term borrowings	354,260	392,258
Current portion of bonds payable	30,000	-
Accounts payable - other	13,133	1,974
Accrued expenses	1,575	1,622
Income taxes payable	292	12,108
Deposits received	33	32
Other current liabilities	254	351
Total current liabilities	399,551	408,347
Long-term liabilities		
Bonds payable	20,000	20,000
Long-term borrowings	37,436	212,478
Provision for retirement benefits for directors (and other officers)	744	616
Provision for Board Incentive Plan trust	2,823	3,706
Deferred tax liabilities	106,083	104,581
Other long-term liabilities	557	396
Total long-term liabilities	167,645	341,780
Total liabilities	567,197	750,127
Equity		
Shareholders' equity		
Common stock	40,000	40,000
Capital surplus		
Other capital surplus	344	25,811
Total capital surplus	344	25,811
Retained earnings		
Legal retained earnings	7,299	10,000
Other retained earnings		
General reserve	820,909	820,909
Retained earnings brought forward	78,827	65,640
Total retained earnings	907,036	896,549
Treasury stock	(180,148)	(320,640)
Total shareholders' equity	767,232	641,719
Valuation and translation adjustments		
Unrealized gain (loss) on available-for-sale securities	36,772	29,491
Total valuation and translation adjustments	36,772	29,491
Stock acquisition rights	1,317	1,768
Total equity	805,322	672,979
Total liabilities and equity	1,372,520	1,423,107

Statements of Income

(In millions of yen)

	For the Year Ended March 31, 2021	For the Year Ended March 31, 2022
Operating revenue		
Royalty income	27,324	42,029
Total operating revenue	27,324	42,029
Operating expenses		
Salaries and allowances	3,283	3,915
Business commissions	2,572	2,628
Other	2,170	2,522
Total operating expenses	8,026	9,066
Operating income	19,297	32,962
Non-operating income		
Interest income	614	532
Dividend income	1,026	1,239
Other	107	482
Total non-operating income	1,748	2,254
Non-operating expenses		
Interest expense	732	1,040
Foreign exchange losses	11	-
Commitment fees	368	99
Other	359	98
Total non-operating expenses	1,470	1,238
Ordinary income	19,574	33,978
Extraordinary income		
Gain on sales of investment securities	994	169
Other	84	0
Total extraordinary income	1,078	169
Extraordinary losses		
Loss on retirement of non-current assets	0	146
COVID-19 related expenses	-	1,737
Total extraordinary losses	0	1,883
Income before income taxes	20,653	32,263
Income taxes - current	1,362	6,625
Income taxes - deferred	5,227	1,641
Total income taxes	6,589	8,267
Net income	14,063	23,996

Statements of Change in Equity

For the Year Ended March 31, 2021

(In millions of yen)

	Shareholders' equity								
	Common stock	Capital surplus		Retained earnings			Treasury stock	Total shareholders' equity	
		Other capital surplus	Total capital surplus	Legal retained earnings	Other retained earnings				
					General reserve	Retained earnings brought forward			Total retained earnings
Balance at April 1, 2020	40,000	1,571	1,571	3,256	820,909	109,237	933,403	(113,244)	861,730
Changes of items during the period									
Cash dividends				4,043		(44,473)	(40,430)		(40,430)
Net income						14,063	14,063		14,063
Purchase of treasury stock								(70,504)	(70,504)
Disposal of treasury stock		(1,226)	(1,226)					3,601	2,374
Other changes during the period									
Total changes of items during the period	-	(1,226)	(1,226)	4,043	-	(30,410)	(26,367)	(66,903)	(94,497)
Balance at March 31, 2021	40,000	344	344	7,299	820,909	78,827	907,036	(180,148)	767,232

(In millions of yen)

	Valuation and translation adjustments		Stock acquisition rights	Total equity
	Unrealized gain (loss) on available-for-sale securities	Total valuation and translation adjustments		
Balance at April 1, 2020	9,350	9,350	1,719	872,799
Changes of items during the period				
Cash dividends				(40,430)
Net income				14,063
Purchase of treasury stock				(70,504)
Disposal of treasury stock				2,374
Other changes during the period	27,422	27,422	(401)	27,020
Total changes of items during the period	27,422	27,422	(401)	(67,476)
Balance at March 31, 2021	36,772	36,772	1,317	805,322

For the Year Ended March 31, 2022

(In millions of yen)

	Shareholders' equity								
	Common stock	Capital surplus		Retained earnings			Treasury stock	Total share-holders' equity	
		Other capital surplus	Total capital surplus	Legal retained earnings	Other retained earnings				
					General reserve	Retained earnings brought forward			Total retained earnings
Balance at April 1, 2021	40,000	344	344	7,299	820,909	78,827	907,036	(180,148)	767,232
Changes of items during the period									
Cash dividends				2,700		(37,183)	(34,483)		(34,483)
Net income						23,996	23,996		23,996
Purchase of treasury stock								(124,503)	(124,503)
Disposal of treasury stock		25,466	25,466					(15,989)	9,477
Other changes during the period									
Total changes of items during the period	-	25,466	25,466	2,700	-	(13,187)	(10,487)	(140,492)	(125,512)
Balance at March 31, 2022	40,000	25,811	25,811	10,000	820,909	65,640	896,549	(320,640)	641,719

(In millions of yen)

	Valuation and translation adjustments		Stock acquisition rights	Total equity
	Unrealized gain (loss) on available-for-sale securities	Total valuation and translation adjustments		
Balance at April 1, 2021	36,772	36,772	1,317	805,322
Changes of items during the period				
Cash dividends				(34,483)
Net income				23,996
Purchase of treasury stock				(124,503)
Disposal of treasury stock				9,477
Other changes during the period	(7,281)	(7,281)	451	(6,830)
Total changes of items during the period	(7,281)	(7,281)	451	(132,343)
Balance at March 31, 2022	29,491	29,491	1,768	672,979

Notes to Non-consolidated Financial Statements

Notes to Non-consolidated Financial Statements are as follows;

Significant Accounting Policies

Valuation Standards and Valuation Methods of Assets

Valuation standards and valuation methods of securities

Shares of Subsidiaries and Associates

Stated at cost using the moving-average method

Available-for-sale Securities

Available-for-sale securities other than those without market value

Market value method

(Valuation differences are directly recorded as equity and cost of securities sold is calculated by the moving-average method.)

Available-for-sale securities without market value

Stated at cost using the moving-average method

Depreciation and Amortization Methods of Non-current Assets

Property, Plant and Equipment

Straight-line method

The principal useful lives are as follows:

- Buildings: 2 to 50 years
- Tools, furniture and fixtures: 2 to 15 years

Intangible Assets

Straight-line method

The principal years of amortization are as follows:

- Software (for internal use): 5 years (period available for internal use)

Accounting Standards for Allowances and Provisions

Allowance for Doubtful Accounts

In order to provide for losses due to bad debt, for general receivables, an estimated uncollectible amount is principally recorded according to the historical bad debt ratio. For specific receivables from companies in financial difficulty, an estimated uncollectible amount is recorded by assessing the collectability of each receivable individually.

Provision for Retirement Benefits for Directors (and Other Officers)

In order to provide for the payments of retirement benefits to Directors (and other officers), an estimated amount of benefits payable at the end of the fiscal year is recorded in accordance with the internal rules.

Provision for Board Incentive Plan Trust

In order to provide for the grant of shares of the Holding Company to Directors (and other officers), an estimated amount of shares to be granted for the points awarded to Directors (and other officers) is recorded in accordance with the stock delivery regulations.

Significant Hedge Accounting

Hedge Accounting

Deferred hedge accounting is applied.

Exceptional treatment is applied to interest rate swaps that meet the requirements for exceptional treatment. Integrated treatment (exceptional treatment/appropriation treatment) is applied to interest rate and currency swap transactions that meet the requirements for integrated treatment.

Hedging Instruments and Hedged Items

Hedging instruments	Hedged items
Interest rate swap	Interest on borrowings
Interest rate and currency swap	Foreign currency-denominated debt

Hedging Policy

The Holding Company engages in interest rate swap transactions and interest rate and currency swap transactions in order to hedge the risks associated with fluctuations in interest rates and foreign exchange rates.

Methods for Evaluating the Effectiveness of Hedges

Evaluation of effectiveness on exceptional treatment for interest rate swaps and integrated treatment for interest rate and currency swaps is not performed as not required.

Standards for Revenue and Expense Recognition

The Holding Company recognizes revenue based on the following five-step approach.

Step 1: Identify the contract(s) with a customer

Step 2: Identify the performance obligations in the contract

Step 3: Determine the transaction price

Step 4: Allocate the transaction price to the performance obligations in the contract

Step 5: Recognize revenue when (or as) the entity satisfies a performance obligation

The Holding Company earns royalty income as consideration for granting rights to use Recruit brands, to which it has rights, to its subsidiaries. The Holding Company is obligated to grant rights to use Recruit brands to its subsidiaries for a period stipulated in the contracts. Revenue is recognized over the contract period as the performance obligations are satisfied over time.

Other Important Matters That Form the Basis for Preparing Non-consolidated Financial Statements

Translation of Significant Assets and Liabilities Denominated in Foreign Currencies into Japanese Yen

Monetary receivables and payables denominated in foreign currencies have been translated into Japanese yen at the spot exchange rate at the balance sheet date, and translation adjustments are treated as gains or losses.

Application of the Consolidated Taxation System

The consolidated taxation system is applied.

Significant Accounting Estimates

Stocks of subsidiaries and associates recorded by the Holding Company as of the end of the previous and current fiscal years were 827,403 million yen, which mainly consist of shares in RGF Staffing B.V. of 402,140 million yen.

The Holding Company determines whether there is a significant decline in value in substance by comparing the value in substance which reflects excess earnings power expected when the Holding Company acquired RGF Staffing B.V. with the carrying amount. The excess earnings power based on the forecast expected at the time of the acquisition of RGF Staffing B.V. and its subsidiaries in staffing business reflects a customer base and brand strength possessed by each company in their respective country, as well as synergies obtained by utilizing know-how accumulated based on the experiences in other subsidiaries in the staffing business in the group.

When the Holding Company assesses if the excess earnings power is impaired, the Holding Company considers the 5-year future cash flow projection based on a business plan, the growth rate for the periods subsequent to the period covered by the business plan, and the discount rate used in the impairment test of goodwill for preparation of its consolidated financial statements. The future cash flow projection is mainly affected by market growth rates.(see "Impairment Tests on Goodwill" under "11 Goodwill and Intangible Assets" in "Notes to the Consolidated Financial Statements.")

The assessment as of March 31, 2021 and 2022 shows that the value in substance has not decreased significantly compared with the carrying amount. Therefore, the Holding Company determined that it did not need to impair the shares in RGF Staffing B.V., and recorded no valuation loss on the shares.

The business plan used for determining whether there is a significant decline in the value in substance, which reflects excess earnings power, is prepared based on management's best estimate.

Additional Information

Board Incentive Plan ("BIP") Trust

The Company has introduced an equity compensation plan using a Board Incentive Plan ("BIP") trust as an incentive plan for Directors of the Board, Corporate Executive Officers and Corporate Professional Officers of Recruit Holdings and its subsidiaries.

Overview of the transaction

See "25 Equity Compensation" in "Notes to the Consolidated Financial Statements."

Shares of Recruit Holdings held by the BIP Trust

Shares of Recruit Holdings held by the BIP Trust are recorded as treasury stock in equity at their carrying amount in the trust. The carrying amount and number of shares of the above treasury stock are 3,992 million

yen and 1,389,130 shares as of March 31, 2021 and 6,363 million yen and 1,714,565 shares as of March 31, 2022.

Equity-settled Employee Stock Ownership Plan (“ESOP”) Trust

The Company has introduced an equity-settled ESOP Trust as an incentive plan for employees of its subsidiaries.

Overview of the transaction

See “25 Equity Compensation” in “Notes to the Consolidated Financial Statements.”

Shares of Recruit Holdings held by the ESOP Trust

Shares of Recruit Holdings held by the ESOP Trust are recorded as treasury stock in equity at their carrying amount in the trust. The carrying amount and number of shares of the above treasury stock are 54,349 million yen and 11,024,253 shares as of March 31, 2022. Due to the disposal of treasury stock to the trust, treasury stock has increased 25,745 million yen as of March 31, 2022.

Matters related to Balance Sheets

Assets and Liabilities in Relation to Subsidiaries and Associates

Those included in each item that are not presented separately are as follows:

(In millions of yen)

	As of March 31, 2021	As of March 31, 2022
Short-term monetary receivables	89,371	108,403
Short-term monetary payables	341,747	368,104
Long-term monetary receivables	199,229	158,018
Long-term monetary payables	-	200,000

Contingent Liabilities

The Company guarantees the obligations of the following subsidiaries and associates as stated below:

(In millions of yen)

	As of March 31, 2021	As of March 31, 2022
Indeed, Inc.	69,836	Indeed, Inc. 70,016
Indeed Ireland Operations Limited	32,844	Indeed Ireland Operations Limited 31,232
Glassdoor, Inc.	18,011	Glassdoor, Inc. 18,245
Staffmark Group, LLC	9,853	Staffmark Group, LLC 10,733
RGF Staffing Interservices NV	5,521	RGF Staffing B.V. 6,813
Chandler Macleod Group Limited	673	Chandler Macleod Group Limited 747
Megagon Labs, Inc.	241	Megagon Labs, Inc. 196

Other	16	Other	15
Total	136,998	Total	138,001

Overdraft Agreements and Loan Commitment Contracts

The Company has entered into overdraft agreements and loan commitment contracts with financial institutions to secure liquidity and raise operating funds efficiently.

The amount of maximum borrowings available and the balances of outstanding borrowings and unused borrowings under the overdraft agreements and loan commitments at the end of the fiscal year are as follows:

(In millions of yen)

	As of March 31, 2021	As of March 31, 2022
Maximum borrowings available	512,999	313,000
Outstanding borrowings	-	-
Unused borrowings	512,999	313,000

Matters related to Statements of Income

Transaction Volume with Subsidiaries and Associates

(In millions of yen)

	For the Year Ended March 31, 2021	For the Year Ended March 31, 2022
Transaction volume of operating transactions (revenue)	27,324	42,029
Transaction volume of operating transactions (expenses)	914	899
Transaction volume of non-operating transactions (revenue)	390	365
Transaction volume of non-operating transactions (expenses)	581	918

Matters related to Securities

Stocks of Subsidiaries and Stocks of Associates

As of March 31, 2021

(In millions of yen)

Category	Amount reported on the balance sheet	Market value	Difference
(1) Stocks of subsidiaries	-	-	-
(2) Stocks of associates	8,367	162,477	154,109
Total	8,367	162,477	154,109

As of March 31, 2022

(In millions of yen)

Category	Amount reported on the balance sheet	Market value	Difference
(1) Stocks of subsidiaries	-	-	-
(2) Stocks of associates	8,367	167,998	159,630
Total	8,367	167,998	159,630

The amounts reported on the balance sheet for stocks of subsidiaries and stocks of associates with no market prices.

(In millions of yen)

Category	As of March 31, 2021	As of March 31, 2022
(1) Stocks of subsidiaries	819,036	819,036
(2) Stocks of associates	-	-
Total	819,036	819,036

Given that these stocks do not have market prices, they are not included in the above tables of "Stocks of subsidiaries and stocks of associates."

Matters related to Tax Effect Accounting

Breakdown by Cause of Deferred Tax Assets and Deferred Tax Liabilities

(In millions of yen)

	As of March 31, 2021	As of March 31, 2022
(Deferred tax assets)		
Stocks of subsidiaries and associates	26,033	26,033
Tax losses carry-forward	6,548	3,445
Loss on valuation of investment securities	3,428	3,428
Other	1,860	2,197
Subtotal of deferred tax assets	37,872	35,105
Valuation allowance	(30,277)	(29,152)
Total deferred tax assets	7,595	5,953
(Deferred tax liabilities)		
Stocks of subsidiaries and associates	(102,558)	(102,558)
Unrealized gain (loss) on available-for-sale securities	(11,121)	(7,977)
Total deferred tax liabilities	(113,679)	(110,535)
Net deferred tax liabilities	(106,083)	(104,581)

Breakdown by Cause of Significant Differences between the Statutory Effective Tax Rate and the Actual Effective Tax Rate for Income Taxes after Tax Effect Accounting

(%)

	As of March 31, 2021	As of March 31, 2022
Statutory effective tax rate	-	30.6%
(Adjustments)		
Permanently non-taxable income, including dividend income	-	(0.1)%
Valuation allowance	-	(3.5)%
Other	-	(1.4)%
Actual effective tax rate for income taxes after tax effect accounting	-	25.6%

Notes are not presented since the difference between the statutory effective tax rate and the actual effective tax rate for income taxes after tax effect accounting as of March 31, 2021 was less than 5% of the statutory effective tax rate.

Significant Subsequent Events

Partial disposal of the shares of 51job, Inc.

On June 21, 2021, the Holding Company entered into an agreement (“Original Agreement”) regarding a going private transaction (the “Transaction”) with 51job, Inc. (“51job”), an equity-method associate of the Holding Company in which it owns an approximate 34.8% stake (including in the form of American Depository Receipt). Subsequently, an agreement to partially amend the Original Agreement was reached with the consent of all the relevant parties and concluded on March 1, 2022. The Transaction is executed through the acquisition of 51job by multiple investors (the “Investor Group of the Transaction”) and the Holding Company, and this agreement was concluded between the Holding Company and each of 51job and the Investor Group of the Transaction.

The Holding Company, in the belief that the Transaction will contribute to the long-term growth of 51job, will continue to hold the majority of its existing investment in 51job, but as consideration for the partial disposal, received convertible bonds with total par value of 226 million US dollars and cash of 304 million US dollars.

51job obtained approval of the Transaction at the Extraordinary General Meeting of Shareholders held on April 27, 2022 and the Transaction was completed on May 10, 2022. For the financial statements for the fiscal year ending March 31, 2023, while the convertible bonds received will retain their carrying amounts of the shares transferred, a gain on sale of shares of subsidiaries and associates of approximately 36.9 billion yen is expected to be recorded from the cash received. After the completion of the Transaction, the Holding Company’s shareholding in 51job is expected to be approximately 39.9% of outstanding shares, and 51job is expected to remain an equity-method associate of the Holding Company.

Annexed Detailed Schedules

Annexed Detailed Schedule of Property, Plant and Equipment, Etc.

(In millions of yen)

Category	Type of assets	Balance at the beginning of the year	Increase during the year	Decrease during the year	Amortization during the year	Balance at the end of the year	Accumulated depreciation
Property, plant and equipment	Buildings	38	-	-	3	35	53
	Machinery and equipment	1	-	-	0	0	1
	Tools, furniture and fixtures	86	1	0	16	71	526
	Total	126	1	0	19	107	582
Intangible assets	Software	375	90	146	108	210	
	Other	48	1	0	8	41	
	Total	423	92	146	116	252	

Annexed Detailed Schedule of Provisions

(In millions of yen)

Item	Balance at the beginning of the year	Increase during the year	Decrease during the year	Balance at the end of the year
Allowance for doubtful accounts	68	6	0	75
Provision for retirement benefits for directors (and other officers)	744	14	143	616
Provision for Board Incentive Plan trust	2,823	1,207	324	3,706

Components of Major Assets and Liabilities

See the consolidated financial statements.

Other

There are no applicable items.

Other Information

Outline of Share-related Administration of the Company

Fiscal year	April 1 to March 31 of the following year
Annual Meeting of Shareholders	June
Record date	March 31
Record date for dividends from surplus	September 30 March 31
Number of shares per trading unit	100 shares
Purchase of fractional shares	
Place of handling	<i>Special Account</i> Stock Transfer Agency Department, Mitsubishi UFJ Trust and Banking Corporation, 1-4-5, Marunouchi, Chiyoda-ku, Tokyo Japan
Administrator of shareholder registry	<i>Special Account</i> Mitsubishi UFJ Trust and Banking Corporation, 1-4-5, Marunouchi, Chiyoda-ku, Tokyo Japan
Broker	-
Trade commissions	A separately stipulated amount equivalent to the commissions for the entrustment of share trades
Public notification method	The Company uses digital notification as the public notification method. However, if digital notification is not possible due to an accident or other unavoidable circumstances, notification will be made through the Nikkei newspaper. The URL for public notification by the Company is as follows https://recruit-holdings.com/ja/ir/resources/public-notice/
Gift to shareholders	None

* Shareholders holding fractional shares cannot exercise their rights except for those listed below.

- The rights stipulated in each item of Article 189, Paragraph 2 of the Companies Act of Japan
- The rights to make claims pursuant to Article 166, Paragraph 1 of the Companies Act of Japan
- The rights to receive allotments of shares for subscription and allotments of stock options for subscription based on the number of shares held by the shareholder

Information on the Parent Company of the Holding Company

The Holding Company does not have a parent company, etc. prescribed in Article 24-7 Paragraph 1 of the Financial Instruments and Exchange Act of Japan.

Other Reference Information

The following documents were submitted from the beginning of the fiscal year under review until the submission date of this document.

Yukashouken Houkokusho and Its Attachments

Yukashouken Houkokusho for FY2020 and Its Attachments

Submitted to the Director-General of the Kanto Local Finance Bureau in Japan on June 18, 2021.

Internal Control Report and Its Attachments

Submitted to the Director-General of the Kanto Local Finance Bureau in Japan on June 18, 2021 for FY2020.

Quarterly Report

Quarterly Report for the Q1 FY2021

Submitted to the Director-General of the Kanto Local Finance Bureau in Japan on August 12, 2021.

Quarterly Report for the Q2 FY2021

Submitted to the Director-General of the Kanto Local Finance Bureau in Japan on November 15, 2021.

Quarterly Report for the Q3 FY2021

Submitted to the Director-General of the Kanto Local Finance Bureau in Japan on February 14, 2022.

Confirmation Documents

- Submitted to the Director-General of the Kanto Local Finance Bureau in Japan on June 18, 2021 for FY2020.
- Submitted to the Director-General of the Kanto Local Finance Bureau in Japan on August 12, 2021 for the Q1 FY2021.
- Submitted to the Director-General of the Kanto Local Finance Bureau in Japan on November 15, 2021 for the Q2 FY2021.
- Submitted to the Director-General of the Kanto Local Finance Bureau in Japan on February 14, 2022 for the Q3 FY2021.

Extraordinary Report

Extraordinary report based on Article 19, Paragraph 2, Item 2-2 (issuance of stock acquisition rights)

of the Cabinet Office Ordinance on the Disclosure of Corporate Affairs

Submitted to the Director-General of the Kanto Local Finance Bureau in Japan on July 14, 2021.

Extraordinary report based on Article 19, Paragraph 2, Item 3 (change in specified subsidiaries) of the Cabinet Office Ordinance on the Disclosure of Corporate Affairs

Submitted to the Director-General of the Kanto Local Finance Bureau in Japan on April 27, 2022.

Extraordinary report based on Article 19, Paragraph 2, Item 12 (recording of gain on sale of shares of subsidiaries and associates) of the Cabinet Office Ordinance on the Disclosure of Corporate Affairs

Submitted to the Director-General of the Kanto Local Finance Bureau in Japan on April 27, 2022.

Amendment Report for Extraordinary Report

Amendment report (Amendment report for the above extraordinary report submitted on July 14, 2021)

Submitted to the Director-General of the Kanto Local Finance Bureau in Japan on July 29, 2021.

Share Buyback Report

Submitted to the Director-General of the Kanto Local Finance Bureau in Japan on February 14, 2022, March 4, 2022 and April 12, 2022.

Securities Registration Statement (Reference Method) and Its Attachments

Securities Registration Statement related to allotment of common stock to other persons

Submitted to the Director-General of the Kanto Local Finance Bureau in Japan on May 16, 2022.

Shelf Registration Statement (Straight Bonds) and Its Attachments

Submitted to the Director-General of the Kanto Local Finance Bureau in Japan on June 18, 2021, July 14, 2021, July 29, 2021 and April 27, 2022.

Information on the Guarantor of the Holding Company

Not applicable.

(Translation)

Independent Auditor's Report

June 21, 2022

The Board of Directors
Recruit Holdings Co., Ltd.

Ernst & Young ShinNihon LLC
Tokyo, Japan

Yoji Murohashi
Certified Public Accountant
Designated and Engagement Partner

Yoshifumi Mitsugi
Certified Public Accountant
Designated and Engagement Partner

Takuto Miki
Certified Public Accountant
Designated and Engagement Partner

Audit of Financial Statements

Opinion

Pursuant to the first paragraph of Article 193-2 of the Financial Instruments and Exchange Act, we have audited the accompanying consolidated financial statements of Recruit Holdings Co., Ltd. and its subsidiaries (the Company), which comprise the consolidated statement of financial position as of March 31, 2022, and the consolidated statement of profit or loss, comprehensive income, changes in equity, and cash flows for the year then ended, and notes to the consolidated financial statements. In our opinion, the accompanying consolidated financial statements present fairly, in all material respects, the consolidated financial position of the Company as of March 31, 2022, and its consolidated financial performance and its consolidated cash flows for the year then ended in accordance with International Financial Reporting Standards (IFRSs) pursuant to the provisions of Article 93 of the Ordinance on Terminology, Forms and Preparation Methods of Consolidated Financial statements.

Basis for Opinion

We conducted our audit in accordance with auditing standards generally accepted in Japan. Our responsibilities under those standards are further described in the Auditor's Responsibilities for the Audit of the Consolidated Financial Statements section of our report. We are independent of the Company in accordance with the ethical requirements that are relevant to our audit of the financial statements in Japan, and we have fulfilled our other ethical responsibilities in accordance with these requirements. We believe that the audit evidence we have obtained is sufficient and appropriate to provide a basis for our opinion.

Key Audit Matters

Key audit matters are those matters that, in our professional judgment, were of most significance in our audit of the consolidated financial statements of the current period. These matters were addressed in the context of the audit of the consolidated financial statements as a whole, and in forming the auditor’s opinion thereon, and we do not provide a separate opinion on these matters.

Valuation of goodwill related to RGF Staffing B.V.	
Description of Key Audit Matter	Auditor’s Response
<p>As described in the Note 11 Goodwill and Intangible Assets to the consolidated financial statements, the Company has recognized goodwill of JPY 158,049 million arising from the acquisition of RGF Staffing B.V., which operates a staffing business across Europe, and discloses the underlying assumptions used in impairment test of the goodwill.</p> <p>In conducting the impairment test, the Company measures the recoverable amount of a cash-generating unit or a group of cash-generating units (collectively “CGU”) to which goodwill is allocated based on value in use. Value in use is calculated using the present value of estimated pre-tax 5-year future cash flows based on a business plan approved by management of each CGU. The estimated 5-year future cash flows are determined based on internal and external sources including market growth rates as well as management’s assessment of future trends in the industry and historical data. For the periods subsequent to the period covered by the estimated future cash flows, the Company calculated the terminal value based on indefinite life by discounting the future cash flows estimated using a growth rate assumption determined considering the environment of the country and the industry to which the CGU belongs. The pre-tax discount rate is determined based on the weighted average cost of capital considering the time value of money and the risks specific to the assets.</p> <p>Key assumptions used in estimating value in use are: market growth rates within the estimated future cash flows based on the 5-year business plans; the growth rate for the periods subsequent to the period covered by the business plans; and the discount rate. The business plans are prepared based on management’s best estimate.</p> <p>The estimates of the market growth rates used in</p>	<p>We performed audit procedures to assess the valuation of goodwill related to RGF Staffing B.V. including:</p> <ul style="list-style-type: none"> - We assessed whether the estimated 5-year future cash flows are based on the business plans approved by management. For market growth rates that are a key assumption in estimating future cash flows, we inquired of management regarding the rationale of the rates and compared them to available external data such as forecast of staffing market growth rate per country provided by an external organization, performed trend analysis based on actual past performance, assessed progress toward business plans for the period subsequent to the date of the impairment test, and performed a sensitivity analysis. - For the growth rate for the period beyond the 5-year period, we inquired of management regarding the rationale for the rate, performed a comparison to economic forecasts published by an external organization and performed trend analysis based on actual past performance. - With the involvement of the valuation specialists of our network firm for valuation methodologies for value in use and discount rate, we evaluated the acceptability of the valuation methodologies used by the Company according to the accounting standards and the consistency of the inputs used to calculate the discount rate with publicly available external data. - We inquired of management and assessed how they considered changes in business conditions including the Russia-Ukraine situation subsequent to the date of the impairment test as part of their review of

<p>the estimate of future cash flows based on the 5-year business plans and the growth rate for the period beyond the 5 year period used in the impairment test are subject to uncertainties and require management's judgement because those rates are affected by changes in the employment environment driven by changes in the economic conditions. The estimate of the discount rate requires highly specialized knowledge in consideration of its method and inputs. Therefore, we determined the valuation of goodwill to be a key audit matter.</p>	<p>whether any impairment indicators existed at the end of the reporting period.</p>
---	--

Other Information

The other information consists of the information included in the Annual Report, other than the consolidated financial statements, the financial statements and our auditor's reports thereon. Management is responsible for preparation and disclosure of the other information. The Corporate Auditor and the Board of Corporate Auditors are responsible for overseeing the Group's reporting process of the other information.

Our opinion on the consolidated financial statements does not cover the other information and we do not express any form of assurance conclusion thereon.

In connection with our audit of the consolidated financial statements, our responsibility is to read the other information and, in doing so, consider whether the other information is materially inconsistent with the consolidated financial statements or our knowledge obtained in the audit or otherwise appears to be materially misstated.

If, based on the work we have performed, we conclude that there is a material misstatement of this other information, we are required to report that fact.

We have nothing to report in this regard.

Responsibilities of Management, Audit & Supervisory Board Members and Audit & Supervisory Board for the Consolidated Financial Statements

Management is responsible for the preparation and fair presentation of these consolidated financial statements in accordance with IFRSs, and for such internal control as management determines is necessary to enable the preparation of consolidated financial statements that are free from material misstatement, whether due to fraud or error.

In preparing the consolidated financial statements, management is responsible for assessing the Company's ability to continue as a going concern and disclosing, as required by IFRSs, matters related to going concern.

Audit & Supervisory Board members and Audit & Supervisory Board are responsible for overseeing the Company's financial reporting process.

Auditor's Responsibilities for the Audit of the Consolidated Financial Statements

Our objectives are to obtain reasonable assurance about whether the consolidated financial statements as a whole are free from material misstatement, whether due to fraud or error, and to issue an auditor's report that includes our opinion. Misstatements can arise from fraud or error and

are considered material if, individually or in the aggregate they could reasonably be expected to influence the economic decisions of users taken on the basis of these consolidated financial statements.

As part of an audit in accordance with auditing standards generally accepted in Japan, we exercise professional judgment and maintain professional skepticism throughout the audit. We also:

- Identify and assess the risks of material misstatement of the consolidated financial statements, whether due to fraud or error, design and perform audit procedures responsive to those risks, and obtain audit evidence that is sufficient and appropriate to provide a basis for our opinion.
- In making those risk assessments, we consider internal control relevant to the audit in order to design audit procedures that are appropriate in the circumstances, while the purpose of the audit of the consolidated financial statements is not expressing an opinion on the effectiveness of the Company's internal control.
- Evaluate the appropriateness of accounting policies used and the reasonableness of accounting estimates and related disclosures made by management.
- Conclude on the appropriateness of management's use of the going concern basis of accounting and, based on the audit evidence obtained, whether a material uncertainty exists related to events or conditions that may cast significant doubt on the Company's ability to continue as a going concern. If we conclude that a material uncertainty exists, we are required to draw attention in our auditor's report to the related disclosures in the consolidated financial statements or, if such disclosures are inadequate, to modify our opinion. Our conclusions are based on the audit evidence obtained up to the date of our auditor's report. However, future events or conditions may cause the Company to cease to continue as a going concern.
- Evaluate the overall presentation, structure and content of the consolidated financial statements, including the disclosures, and whether the consolidated financial statements represent the underlying transactions and events in a manner that achieves fair presentation in accordance with IFRSs.
- Obtain sufficient appropriate audit evidence regarding the financial information of the entities or business activities within the Company to express an opinion on the consolidated financial statements. We are responsible for the direction, supervision and performance of the group audit. We remain solely responsible for our audit opinion.

We communicate with the Audit & Supervisory Board members and Audit & Supervisory Board regarding, among other matters, the planned scope and timing of the audit and significant audit findings, including any significant deficiencies in internal control that we identify during our audit.

We also provide the Audit & Supervisory Board members and Audit & Supervisory Board with a statement that we have complied with the ethical requirements regarding independence that are relevant to our audit of the financial statements in Japan, and to communicate with them all relationships and other matters that may reasonably be thought to have impacts on our independence, and where applicable, related safeguards.

From the matters communicated with the Audit & Supervisory Board members and Audit & Supervisory Board, we determine those matters that were of most significance in the audit of the consolidated financial statements of the current period and are therefore the key audit matters. We describe these matters in our auditor's report unless law or regulation precludes public disclosure about the matter or when, in extremely rare circumstances, we determine that a matter should not be communicated in our report because the adverse consequences of doing so would reasonably be expected to outweigh the public interest benefits of such communication.

Audit of Internal Control

Opinion

Pursuant to the second paragraph of Article 193-2 of the Financial Instruments and Exchange Act, we have audited the management's report on internal control over financial reporting of Recruit Holdings Co., Ltd., as of March 31, 2022.

In our opinion, the management's report on internal control over financial reporting referred to above, which represents that the internal control over financial reporting of Recruit Holdings Co., Ltd. as of March 31, 2022 is effectively maintained, presents fairly, in all material respects, the results of management's assessment of internal control over financial reporting in conformity with standards for assessment of internal control over financial reporting generally accepted in Japan.

Basis for Opinion

We conducted our internal control audit in accordance with auditing standards for internal control over financial reporting generally accepted in Japan. Our responsibilities under those standards are further described in the Auditor's Responsibilities for the Internal Control Audit section of our report. We are independent of the Company in accordance with the ethical requirements in Japan, and we have fulfilled our other ethical responsibilities as auditors. We believe that the audit evidence we have obtained is sufficient and appropriate to provide a basis for our opinion.

Responsibilities of Management, Audit & Supervisory Board Members and Audit & Supervisory Board for the Management's Report on Internal Control over Financial Reporting

Management is responsible for designing and operating effective internal control over financial reporting and for the preparation and fair presentation of its report on internal control in accordance with standards for assessment of internal control over financial reporting generally accepted in Japan.

Audit & Supervisory Board members and Audit & Supervisory Board are responsible for overseeing and verifying the design and operating effectiveness of internal control over financial reporting.

There is a possibility that misstatements may not be completely prevented or detected by internal control over financial reporting.

Auditor's Responsibilities for the Internal Control Audit

Our responsibility is to obtain reasonable assurance about whether the management's report on internal control over financial reporting is free from material misstatement, and to express an opinion from an independent perspective on an internal control report, based on our internal control audit.

As part of an audit in accordance with auditing standards for internal control over financial reports generally accepted in Japan, we exercise professional judgment and maintain professional skepticism throughout the audit. We also:

- Perform audit procedures to obtain audit evidence for the assessment results for internal control over financial reporting in management's report on internal control. Internal control audit procedures selected and applied depend on the auditor's judgment, taking into account the significance of effects on the reliability of financial reporting.
- Examine representations on the scope, procedures, and results of assessment of internal control over financial reporting made by management, as well as evaluating the overall presentation of management's report on internal control.
- Obtain sufficient appropriate audit evidence regarding the results of assessment of internal

control over financial reporting in the management's report on internal control. We are responsible for direction, supervision and performance of the audit of management's report on internal control. We remain solely responsible for our audit opinion.

We communicate with the Audit & Supervisory Board members and Audit & Supervisory Board regarding the planned scope and timing of the internal control audit, results of the internal control audit, including identified material weakness which should be disclosed, the results of remediation, and other matters that are required by auditing standards for internal control.

We also provide the Audit & Supervisory Board members and Audit & Supervisory Board with a statement that we have complied with the ethical requirements regarding independence, and communicate with them all relationships and other matters that may reasonably be thought to have impacts on our independence, and where applicable, related safeguards.

Conflicts of Interest

We have no interest in the Company which should be disclosed in accordance with the Certified Public Accountants Act.

Notes to the Readers of Independent Auditor's Report

This is an English translation of the Independent Auditor's Report as required by the Financial Instruments and Exchange Act of Japan for the conveniences of the reader.

Notes:

1. The above is a digital version of the matters stated on the original audit report. The original is stored separately by the Holding Company (the company submitting the securities report).
2. XBRL data is not included in the scope of the audit.

(Translation)

Independent Auditor's Report

June 21, 2022

The Board of Directors
Recruit Holdings Co., Ltd.

Ernst & Young ShinNihon LLC
Tokyo, Japan

Yoji Murohashi
Certified Public Accountant
Designated and Engagement Partner

Yoshifumi Mitsugi
Certified Public Accountant
Designated and Engagement Partner

Takuto Miki
Certified Public Accountant
Designated and Engagement Partner

Opinion

Pursuant to the first paragraph of Article 193-2 of the Financial Instruments and Exchange Act, we have audited the accompanying non-consolidated financial statements of Recruit Holdings Co., Ltd. (the Holding Company), which comprise the balance sheet as of March 31, 2022, and the statement of income, the statement of changes in equity, significant accounting policies, the notes to the non-consolidated financial statements and the related supplementary schedules for the year then ended.

In our opinion, the accompanying non-consolidated financial statements present fairly, in all material respects, the non-consolidated financial position of the Holding Company as of March 31, 2022, and its non-consolidated financial performance for the year then ended in accordance with accounting principles generally accepted in Japan.

Basis for Opinion

We conducted our audit in accordance with auditing standards generally accepted in Japan. Our responsibilities under those standards are further described in the Auditor's Responsibilities for the Audit of the Non-Consolidated Financial Statements section of our report. We are independent of the Holding Company in accordance with the ethical requirements that are relevant to our audit of the financial statements in Japan, and we have fulfilled our other ethical responsibilities in accordance with these requirements. We believe that the audit evidence we have obtained is sufficient and appropriate to provide a basis for our opinion.

Key Audit Matters

Key audit matters are those matters that, in our professional judgment, were of most significance in our audit of the financial statements of the current period. These matters were addressed in the context of the audit of the financial statements as a whole, and in forming the auditor's opinion thereon, and we do not provide a separate opinion on these matters.

Valuation of investment in RGF Staffing B.V.	
Description of Key Audit Matter	Auditor's Response
<p>As described in the Note Significant Accounting Estimates to the financial statements, the Company has recognized an investment of JPY 402,140 million in RGF Staffing B.V., which operates a staffing business across Europe, and discloses estimation uncertainties related to the valuation of investments in subsidiaries and associates.</p> <p>The Company determines whether there is a significant decline in value in substance by comparing the value in substance which reflects excess earnings power expected when the Company acquired RGF Staffing B.V. with the carrying amount. The excess earnings power based on the forecast expected at the time of the acquisition of RGF Staffing B.V. and its subsidiaries in the staffing business reflects a customer base and the brand strength possessed by each company in their respective country, as well as synergies obtained by utilizing know-how accumulated based on the experiences in other subsidiaries in the staffing business in the group. When the Company assesses if the excess earnings power is impaired, the Company considers the 5-year future cash flow projection based on a business plan, the growth rate for the periods subsequent to the period covered by the business plan, and the discount rate used in the impairment test of goodwill for preparation of its consolidated financial statements. The future cash flow projection is mainly affected by market growth rates. The business plan used for determining whether there is a significant decline in the value in substance, which reflects excess earnings power, is prepared based on management's best estimate.</p> <p>For the valuation of the investment in RGF Staffing B.V., to determine whether there is a significant decline in the value in substance which reflects the excess earnings power, the estimates of the market growth rates used in estimate of future cash flows included in the 5-year business plan which is the same business plan used in the impairment test of goodwill for preparation of consolidated financial statements and the growth</p>	<p>We performed audit procedures to assess the valuation of the investment in RGF Staffing B.V. including:</p> <ul style="list-style-type: none"> ● We compared past business plan to actual results to assess if the excess earnings power is impaired. In addition, we primarily performed following procedures regarding matters which the Company considered when it assessed if the excess earnings power is impaired: <ul style="list-style-type: none"> - For the market growth rates included in the 5-year cash flow projection based on the business plan which is the same business plan used in the impairment test of goodwill for consolidated financial statements, we inquired of management regarding the rationale for the rates and compared them to available external data such as forecast of staffing market growth rate per country provided by an external organization, performed trend analysis based on actual past performance, and performed a sensitivity analysis. - For the growth rate for the periods beyond 5-year period, we inquired of management regarding the rationale for the rate, performed a comparison to economic forecasts published by an external organization and performed a trend analysis based on actual past performance. - With the involvement of the valuation specialists of our network firm for discount rate, we evaluated the consistency of the inputs used to calculate the discount rate with publicly available external data. - We inquired of management and assessed if changes in business conditions including the Russia-Ukraine situation cause significant changes in the assessment of the excess earnings power. ● We evaluated management's comparison on

rate for the period beyond the 5 year period used in the impairment test are subject to uncertainties and require management's judgement because those rates are affected by changes in the employment environment driven by changes in the economic conditions. The estimate of a discount rate requires highly specialized knowledge in consideration of its method and inputs. Therefore, we determined the valuation of the investment in RGF Staffing B.V. to be a key audit matter.

the value in substance which reflects excess earnings power and the carrying amount.

Other Information

The other information consists of the information included in the Annual Report, other than the consolidated financial statements, the financial statements and our auditor's reports thereon. Management is responsible for preparation and disclosure of the other information. The Corporate Auditor and the Board of Corporate Auditors are responsible for overseeing the Company's reporting process of the other information.

Our opinion on the financial statements does not cover the other information and we do not express any form of assurance conclusion thereon.

In connection with our audit of the financial statements, our responsibility is to read the other information and, in doing so, consider whether the other information is materially inconsistent with the financial statements or our knowledge obtained in the audit or otherwise appears to be materially misstated.

If, based on the work we have performed, we conclude that there is a material misstatement of this other information, we are required to report that fact.

We have nothing to report in this regard.

Responsibilities of Management, Audit & Supervisory Board Members and Audit & Supervisory Board for the Non-Consolidated Financial Statements

Management is responsible for the preparation and fair presentation of these non-consolidated financial statements in accordance with accounting principles generally accepted in Japan, and for such internal control as management determines is necessary to enable the preparation of non-consolidated financial statements that are free from material misstatement, whether due to fraud or error.

In preparing the non-consolidated financial statements, management is responsible for assessing the Holding Company's ability to continue as a going concern and disclosing, as required by accounting principles generally accepted in Japan, matters related to going concern.

Audit & Supervisory Board members and Audit & Supervisory Board are responsible for overseeing the Holding Company's financial reporting process.

Auditor's Responsibilities for the Audit of the Non-Consolidated Financial Statements

Our objectives are to obtain reasonable assurance about whether the non-consolidated financial statements as a whole are free from material misstatement, whether due to fraud or error, and to issue an auditor's report that includes our opinion. Misstatements can arise from fraud or error and are considered material if, individually or in the aggregate they could reasonably be expected to influence the economic decisions of users taken on the basis of these non-consolidated financial statements.

As part of an audit in accordance with auditing standards generally accepted in Japan, we exercise professional judgment and maintain professional skepticism throughout the audit. We also:

- Identify and assess the risks of material misstatement of the non-consolidated financial statements, whether due to fraud or error, design and perform audit procedures responsive to

those risks, and obtain audit evidence that is sufficient and appropriate to provide a basis for our opinion.

- In making those risk assessments, we consider internal control relevant to the audit in order to design audit procedures that are appropriate in the circumstances, while the purpose of the audit of the non-consolidated financial statements is not expressing an opinion on the effectiveness of the Holding Company's internal control.
- Evaluate the appropriateness of accounting policies used and the reasonableness of accounting estimates and related disclosures made by management.
- Conclude on the appropriateness of management's use of the going concern basis of accounting and, based on the audit evidence obtained, whether a material uncertainty exists related to events or conditions that may cast significant doubt on the Holding Company's ability to continue as a going concern. If we conclude that a material uncertainty exists, we are required to draw attention in our auditor's report to the related disclosures in the non-consolidated financial statements or, if such disclosures are inadequate, to modify our opinion. Our conclusions are based on the audit evidence obtained up to the date of our auditor's report. However, future events or conditions may cause the Holding Company to cease to continue as a going concern.
- Evaluate the overall presentation, structure and content of the non-consolidated financial statements, including the disclosures, and whether the non-consolidated financial statements represent the underlying transactions and events in a manner that achieves fair presentation in accordance with accounting principles generally accepted in Japan.

We communicate with the Audit & Supervisory Board members and Audit & Supervisory Board regarding, among other matters, the planned scope and timing of the audit and significant audit findings, including any significant deficiencies in internal control that we identify during our audit.

We also provide the Audit & Supervisory Board members and Audit & Supervisory Board with a statement that we have complied with the ethical requirements regarding independence that are relevant to our audit of the financial statements in Japan, and to communicate with them all relationships and other matters that may reasonably be thought to bear on our independence, and where applicable, related safeguards.

From the matters communicated with the Audit & Supervisory Board members and Audit & Supervisory Board, we determine those matters that were of most significance in the audit of the financial statements of the current period and are therefore the key audit matters. We describe these matters in our auditor's report unless law or regulation precludes public disclosure about the matter or when, in extremely rare circumstances, we determine that a matter should not be communicated in our report because the adverse consequences of doing so would reasonably be expected to outweigh the public interest benefits of such communication.

Conflicts of Interest

We have no interest in the Holding Company which should be disclosed in accordance with the Certified Public Accountants Act.

Notes to the Readers of Independent Auditor's Report

This is an English translation of the Independent Auditor's Report as required by the Financial Instruments and Exchange Act of Japan for the conveniences of the reader.

Notes: 1. The above is a digital version of the matters stated on the original audit report. The original is stored separately by the Holding Company (the company submitting the securities report).

2. XBRL data is not included in the scope of the audit.